




**HOWARTH
TIMBER &
BUILDING
SUPPLIES**

INTERNAL AND EXTERNAL DOORS, WINDOWS AND CUBICLES 2013/14

Interior Doors • Exterior Doors • Door System Solutions
Timber Windows & Door Frames • Cubicles & Washroom Systems





 **Masonite®** & **PREMDOR®** a beautiful history
the beautiful door™

Manufacturing excellence comes from years of experience.

Masonite, founded in 1924 by William Mason, is today a leading global door manufacturer with products sold in over 70 countries from more than 55 global manufacturing facilities. Masonite serves over 3500 customers worldwide with more than 8000 employees. Today's product portfolio contains a broad product offering in virtually every door category including interior doors, entry doors, exterior doors, architectural doors and glass doors. We are continually updating and upgrading our product portfolio, production capabilities, technology and logistics. We pride ourselves on being at the forefront of this dynamic business.

The Masonite vision is to be the best provider of building materials in the eyes of our customers, employees, suppliers and communities as outlined in our Masonite Blueprint. We specialise in delighting our customers and creating excitement. We successfully supply to a number of major companies and are the company of choice for those who wish to deal with a professional, high level organisation.

Masonite globally is one the largest leading door manufacturing companies in the industry and supplies products to an extensive number of successful retailers, wholesalers and commercial builders.

Successful companies understand the value of conducting business with a professional and trusted partner to ensure the quality and service they require. Our product range, manufacturing capabilities and our dedicated personnel enable us to be the best choice of provider to work with your organisation.

The Premdor standard

Premdor UK operates as part of the Masonite global organisation and upholds the high standards and values set by Masonite. Our commitment to quality manufacturing, dedicated customer service and innovative new product development makes Premdor the natural first choice in the eyes of our customers. Our new range of veneer match doors is just one example of all these high standards and values being put into practice.

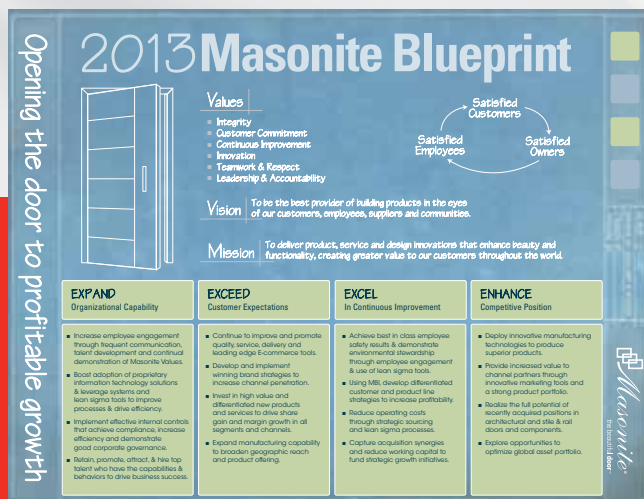
For more information about Masonite and Premdor visit our websites:

www.premdor.co.uk
www.masonite.com

Masonite is one of the world's leading manufacturers of interior doors and entry door systems.

Over eighty years later, Masonite has maintained its focus on leading-edge innovation, manufacturing excellence and superior customer service.

The Masonite Blueprint outlines the values and vision of Masonite.



PREMDOR®

0844 209 0008

www.premdor.co.uk

Premdor, Birthwaite Business Park,
Huddersfield Road, Darton, Barnsley,
S75 5JS,
Tel: 0844 209 0008,
Fax: 0844 371 5333,
Email: ukmarketing@premdor.com



Environmental Pledge

Our manufacturing and central warehouse facility in the UK is located at Barnsley and has been independently accredited to meet the requirements of the environmental management standard BS EN ISO 14001. The aims of our management programs and business leadership are to:

- Conserve natural resources by reusing and recycling materials, purchasing sustainable or recycled materials and using recycleable packaging.
- Reduce energy usage and promote the responsible use of energy throughout our business.
- Meet or exceed all legislative environmental requirements.
- Develop, manufacture and market products that conserve and can be disposed of safely.
- Minimise waste, prevent air, water and other pollution, dispose of waste safely and responsibly.

The directors and employees of Premdor are dedicated to the continuous improvement of the environmental management system and processes so that agreed environmental targets are met.

Premdor is fully committed to the principles promoted by the Forest Stewardship Council® (FSC®) and the Program for the Endorsement of Forest Certification (PEFC). All our timber and timber based material suppliers are obligated to ensure that, as a minimum, materials are sourced in accordance with legal forestry and logging controls.

Premdor has an extensive range of products available to supply customers with either FSC® or PEFC Chain of Custody, which offers assurance that an independently audited route to market is being followed. The process includes annotation of certification on all associated documentation. This process in particular guarantees that sustainable wood sources are being used.

The directors and employees are committed to expanding the Premdor 'Chain of Custody' portfolio and through this demonstrate their commitment to environmentally and socially responsible forest management.

All FSC® and PEFC products within this Range Guide are marked with the appropriate icon, based on information correct at the time of printing.



The mark of responsible forestry



Contents

The Premdor range includes Interior Doors, Doorsets, Exterior Doors, Timber Windows and Cubicles & Washroom Systems.



VeneerMatch
True veneer consistency - for every door

Veneer Match P44

Exterior door range P86



Interior door range P8



Door Systems P76



Cubicles and washroom systems P142





Composite Doors P90

Trimable composite doors ideal for replacement projects.



Innovation

Premdor remains dedicated to its focus on leading edge innovation. Take a look at our latest new products.



SpeedRobe P84

The innovative, quick fit, sliding wardrobe system.



Veneer Match P44

Real wood
veneers with
true consistency
of grain pattern
and colour.



Moulded Doors
P10



A stunning range of interior doors which add style to any home.

Choose from the sophisticated style of the ladder moulded door to the unique and ground breaking designs of the veneer plus range.



Pair Makers
P69

Interior doors

Timber Doors
P34



Flush Doors
P42



Paint Grade Doors
P62



Glazed Moulded Doors
P28



Interior Lever Furniture
P70



Veneer Match Doors
P44

Interior Moulded doors



Ladder moulded



1 panel moulded



1 panel glazed



1 panel leaded glazed




horizontal 4 line



horizontal 4 line clear glazed



horizontal 4 line narrow clear glazed



Vertical 5 panel



Vertical 5 panel moulded glazed



2 panel smooth



2 panel arch top textured



4 panel smooth / textured



4 panel arch top textured



5 panel smooth



6 panel smooth / textured



Saskatchewan 6 light glazed



Columbia 10 light glazed



Manitoba 6 light glazed



Ontario 10 light glazed



Manhattan half light clear glazed



Manhattan 6 light clear glazed



Manhattan 6 light arch top clear glazed



Manhattan full light clear glazed



Manhattan 10 light arch top clear glazed



Manhattan 10 light clear glazed



Manhattan 15 light clear glazed

Moulded Panel

Premdor moulded panel doors incorporate quality FSC® accredited one piece facings* offering excellent appearance and performance. They are available in a wide choice of designs, sizes and core constructions, making them a versatile door choice. The range has third party environmental accreditation supplied with chain of custody.

Glazed Canadian Range

The Canadian range features individual bevelled glass pieces within chrome effect glazing bars.

Glazed Manhattan

Bold and impressive, the Manhattan range will add style to any home. The clean and simple lines give a modern finish to the range. Manhattan doors have plant on decorative lead effect on the glass, supplied in a choice of either satin white or chrome effect. This leading is not suitable for further finishing on site.

* excludes 5 panel smooth

Masonite® ladder moulded



Masonite®
ladder moulded

- An exciting shallow moulded design exclusive to Premdor.
- Ladder design gives a modern twist to a popular traditional timber door style.
- Smooth surface allows for a contemporary paint finish.
- Simple design suits both modern refurbishment and new build projects alike.
- Quality moulded panel facings.
- White base coated faces.
- Smooth faces suitable for paint finishing.
- Glazed versions available (see page 14 for suitable designs).
- For door pairs, see page 69.
- Option plus factory servicing is available, see page 74 for details.



Standard Door Size		Masonite® ladder moulded	
		Code	Price
Standard Core	864 x 1981 x 35mm (2' 10" x 6' 6")	49277	£72.00
	838 x 1981 x 35mm (2' 9" x 6' 6")	49214	£70.00
	813 x 2032 x 35mm (2' 8" x 6' 8")	49239	£70.00
	762 x 1981 x 35mm (2' 6" x 6' 6")	49211	£67.00
	711 x 1981 x 35mm (2' 4" x 6' 6")	49215	£67.00
	686 x 1981 x 35mm (2' 3" x 6' 6")	49216	£67.00
	610 x 1981 x 35mm (2' 0" x 6' 6")	49217	£67.00
	926 x 2040 x 40mm Standard Metric	49229	£72.00
	826 x 2040 x 40mm Standard Metric	49238	£70.00
	726 x 2040 x 40mm Standard Metric	49237	£67.00
Fireshield FD30	626 x 2040 x 40mm Standard Metric	49236	£67.00
	864 x 1981 x 44mm (2' 10" x 6' 6")	■ 49377	£162.00
	838 x 1981 x 44mm (2' 9" x 6' 6")	■ 49314	£160.00
	813 x 2032 x 44mm (2' 8" x 6' 8")	■ 49339	£157.00
	762 x 1981 x 44mm (2' 6" x 6' 6")	■ 49311	£157.00
	711 x 1981 x 44mm (2' 4" x 6' 6")	■ 49315	£157.00
	686 x 1981 x 44mm (2' 3" x 6' 6")	■ 49316	£157.00
	610 x 1981 x 44mm (2' 0" x 6' 6")	■ 49317	£157.00
	926 x 2040 x 44mm Standard Metric	■ 49329	£162.00
	826 x 2040 x 44mm Standard Metric	■ 49338	£157.00
Firemaster FD60	726 x 2040 x 44mm Standard Metric	■ 49337	£157.00
	626 x 2040 x 44mm Standard Metric	■ 49336	£157.00
	838 x 1981 x 54mm (2' 9" x 6' 6")	■ 49414	£453.00
	813 x 2032 x 54mm (2' 8" x 6' 8")	■ 49439	£453.00
	762 x 1981 x 54mm (2' 6" x 6' 6")	■ 49411	£450.00
	686 x 1981 x 54mm (2' 3" x 6' 6")	■ 49416	£450.00
	926 x 2040 x 54mm Standard Metric	■ 49429	£460.00
	826 x 2040 x 54mm Standard Metric	■ 49438	£453.00
	726 x 2040 x 54mm Standard Metric	■ 49437	£450.00
	626 x 2040 x 54mm Standard Metric	■ 49436	£450.00

OPTION PLUS

FACTORY SUPPLIED

Options can be ordered on all doors where suitable.

- Non standard sizes
- Factory priming (face only)
- Factory machining for hinges and/or latches
- Supply and fit standard interior latches or lock

- Supply and fit intumescent seals to Fire doors

Please see page 74 for further information.

■ Fireshield FD30 fire rated.

■ Firemaster FD60 fire rated.



Shallow moulding detail



FSC® – applies to Standard Core range.

PEFC – applies to Fireshield range.



Masonite® 1 panel moulded



Masonite®
1 panel moulded

- Unique, ground-breaking design.
- The 1 panel shallow moulded smooth design, is exclusively available from Premdor.
- Suitable for todays modern designs and minimalist interiors.
- Provides a blank canvas for simple or bold decorative finishes.
- Quality moulded panel facings.
- White base coated faces.
- Smooth faces suitable for paint finishing.
- 1 panel leaded glazed available in white or chrome.
- Clear glass toughened to BS EN 12600 and tested to BS EN 12150 (non fire doors only).
- For door pairs, see page 69.
- Option Plus factory servicing is available, see page 74 for details.



Standard Door Size		Masonite® 1 panel moulded	
		Code	Price
Standard Core	864 x 1981 x 35mm (2' 10" x 6' 6")	46177	£72.00
	838 x 1981 x 35mm (2' 9" x 6' 6")	46114	£70.00
	813 x 2032 x 35mm (2' 8" x 6' 8")	46139	£70.00
	762 x 1981 x 35mm (2' 6" x 6' 6")	46111	£67.00
	711 x 1981 x 35mm (2' 4" x 6' 6")	46115	£67.00
	686 x 1981 x 35mm (2' 3" x 6' 6")	46116	£67.00
	610 x 1981 x 35mm (2' 0" x 6' 6")	46117	£67.00
	533 x 1981 x 35mm (1' 9" x 6' 6")	46118	£67.00
	457 x 1981 x 35mm (1' 6" x 6' 6")	46119	£67.00
	926 x 2040 x 40mm Standard Metric	46129	£72.00
	826 x 2040 x 40mm Standard Metric	46138	£70.00
	726 x 2040 x 40mm Standard Metric	46137	£67.00
Fireshield FD30	626 x 2040 x 40mm Standard Metric	46136	£67.00
	526 x 2040 x 40mm Standard Metric	46135	£67.00
	864 x 1981 x 44mm (2' 10" x 6' 6")	46277	£162.00
	838 x 1981 x 44mm (2' 9" x 6' 6")	46214	£160.00
	813 x 2032 x 44mm (2' 8" x 6' 8")	46239	£160.00
	762 x 1981 x 44mm (2' 6" x 6' 6")	46211	£157.00
	711 x 1981 x 44mm (2' 4" x 6' 6")	46215	£157.00
	686 x 1981 x 44mm (2' 3" x 6' 6")	46216	£157.00
	610 x 1981 x 44mm (2' 0" x 6' 6")	46217	£157.00
	533 x 1981 x 44mm (1' 9" x 6' 6")	46218	£157.00
	457 x 1981 x 44mm (1' 6" x 6' 6")	46219	£157.00
	926 x 2040 x 44mm Standard Metric	46229	£162.00
Firemaster FD60	826 x 2040 x 44mm Standard Metric	46238	£160.00
	726 x 2040 x 44mm Standard Metric	46237	£157.00
	626 x 2040 x 44mm Standard Metric	46236	£157.00
	526 x 2040 x 44mm Standard Metric	46235	£157.00
	838 x 1981 x 54mm (2' 9" x 6' 6")	13289	£453.00
	813 x 2032 x 54mm (2' 8" x 6' 8")	13300	£453.00
	762 x 1981 x 54mm (2' 6" x 6' 6")	13301	£450.00
	686 x 1981 x 54mm (2' 3" x 6' 6")	13302	£450.00
	926 x 2040 x 54mm Standard Metric	13303	£460.00
	826 x 2040 x 54mm Standard Metric	13304	£453.00
	726 x 2040 x 54mm Standard Metric	13305	£450.00
	626 x 2040 x 54mm Standard Metric	13306	£450.00



Masonite®
1 panel clear glazed



Masonite®
1 panel glazed
white / chrome

Standard Door Size		Masonite® 1 panel white leaded		Masonite® 1 panel chrome leaded		Masonite® 1 panel clear glazed	
		Code	Price	Code	Price	Code	Price
Standard Core	864 x 1981 x 35mm (2' 10" x 6' 6")	67300	£335.00	67308	£335.00	67316	£335.00
	838 x 1981 x 35mm (2' 9" x 6' 6")	67301	£329.00	67309	£329.00	67317	£329.00
	762 x 1981 x 35mm (2' 6" x 6' 6")	67302	£324.00	67310	£324.00	67318	£324.00
	686 x 1981 x 35mm (2' 3" x 6' 6")	67303	£324.00	67311	£324.00	67319	£324.00
	926 x 2040 x 40mm Standard Metric	67304	£335.00	67312	£335.00	67320	£335.00
	826 x 2040 x 40mm Standard Metric	67305	£329.00	67313	£329.00	67321	£329.00
	726 x 2040 x 40mm Standard Metric	67306	£324.00	67314	£324.00	67322	£324.00
	626 x 2040 x 40mm Standard Metric	67307	£324.00	67315	£324.00	67323	£324.00

OPTION PLUS

FACTORY SUPPLIED

- Options can be ordered on all doors where suitable.
- Non standard sizes
 - Factory priming (face only)
 - Factory machining for hinges and/or latches
 - Supply and fit standard interior latches or lock
 - Supply and fit intumescent seals to Fire doors
- Please see page 74 for further information.
- Fireshield FD30 fire rated.
 - Firemaster FD60 fire rated.
- Items shown **highlighted** are available on a reduced leadtime.



FSC® – applies to Standard Core unglazed range.

PEFC – applies to Fireshield range.



For more vinyl designs to customise your door – see www.thebinarybox.co.uk/collections/premdor doors.html



1 panel designs provide an ideal blank canvas. Consider adding mirrors or vinyls to personalise your doors.

Masonite® horizontal 4 line moulded



Masonite
horizontal 4 line



Masonite
horizontal 4 line clear glazed



Masonite
horizontal 4 line
narrow clear glazed

- Another unique design, exclusively available from Premdor.
- Smooth finish gives a sleek modern look and feel.
- Smooth embossed lines need no additional preparation before decorating.
- Ideal for a clean modern look or a bold decorative finish.
 - Quality embossed panel facings.
 - White base coated faces.
 - Smooth faces suitable for paint finishing.
 - Available as Standard Core and Fire doors.
 - Clear glass toughened to BS EN 12600 and tested to BS EN 12150 (non fire doors only).
 - Not suitable for door pairs due to potential alignment issues.
 - Option Plus factory servicing is available, see page 74 for details.



FSC® – applies to Standard Core unglazed range.
PEFC – applies to Fireshield range.



Standard Door Size			Masonite® horizontal 4 line	
			Code	Price
Standard Core	864 x 1981 x 35mm	(2' 10" x 6' 6")	46377	£72.00
	838 x 1981 x 35mm	(2' 9" x 6' 6")	46314	£70.00
	813 x 2032 x 35mm	(2' 8" x 6' 8")	46339	£70.00
	762 x 1981 x 35mm	(2' 6" x 6' 6")	46311	£67.00
	711 x 1981 x 35mm	(2' 4" x 6' 6")	46315	£67.00
	686 x 1981 x 35mm	(2' 3" x 6' 6")	46316	£67.00
Fireshield FD30	864 x 1981 x 44mm	(2' 10" x 6' 6")	46477	£162.00
	838 x 1981 x 44mm	(2' 9" x 6' 6")	46414	£160.00
	813 x 2032 x 44mm	(2' 8" x 6' 8")	46439	£160.00
	762 x 1981 x 44mm	(2' 6" x 6' 6")	46411	£157.00
	711 x 1981 x 44mm	(2' 4" x 6' 6")	46415	£157.00
	686 x 1981 x 44mm	(2' 3" x 6' 6")	46416	£157.00
Firemaster	838 x 1981 x 54mm	(2' 9" x 6' 6")	13307	£453.00
	762 x 1981 x 54mm	(2' 6" x 6' 6")	13308	£450.00

Standard Door Size			Masonite® horizontal 4 line clear glazed	
			Code	Price
Standard Core	838 x 1981 x 35mm	(2' 9" x 6' 6")	67324	£329.00
	762 x 1981 x 35mm	(2' 6" x 6' 6")	67325	£324.00
	686 x 1981 x 35mm	(2' 3" x 6' 6")	67326	£324.00
	610 x 1981 x 35mm	(2' 0" x 6' 6")	67327	£324.00

Standard Door Size			Masonite® horizontal 4 line narrow clear glazed	
			Code	Price
Standard Core	838 x 1981 x 35mm	(2' 9" x 6' 6")	67328	£329.00
	762 x 1981 x 35mm	(2' 6" x 6' 6")	67329	£324.00
	686 x 1981 x 35mm	(2' 3" x 6' 6")	67330	£324.00
	610 x 1981 x 35mm	(2' 0" x 6' 6")	67331	£324.00



OPTION PLUS

FACTORY SUPPLIED

Options can be ordered on all doors where suitable.


- Non standard sizes
- Factory priming (face only)
- Factory machining for hinges and/or latches
- Supply and fit standard interior latches or lock

- Supply and fit intumescent seals to Fire doors

Please see page 74 for further information.

- Fireshield FD30 fire rated.
- Firemaster FD60 fire rated.

Items shown highlighted are available on a reduced leadtime.



For more vinyl designs to customise your door – see www.thebinarybox.co.uk/collections/premdorddoors.html



Use innovative door vinyls to create new uses for your door.



Ideally suited for bold decorative designs.

Masonite® vertical 5 panel moulded



Masonite®
vertical 5 panel moulded

- Contemporary design, rapidly becoming one of the UK's best sellers.
- Gives the look and feel of a traditional timber door.
- Suitable for both modern new build and classic refurbishment projects.
- Easy on site finishing with high quality textured faces.
- Quality moulded panel facings.
- White base coated faces.
- Textured faces suitable for painting.
- Various core weight options available.
- Mobility and fire door options.
- For door pairs, see page 69.
- Glazing bar effect created using white or chrome effect decorative leading.
- Clear glass toughened to BS EN 12600 (non fire doors only).
- Option Plus factory servicing is available, see page 74 for details.



Standard Door Size		Masonite® vertical 5 panel glazed white	
		Code	Price
864 x 1981 x 35mm	(2' 10" x 6' 6")	38450	£335.00
838 x 1981 x 35mm	(2' 9" x 6' 6")	38451	£329.00
762 x 1981 x 35mm	(2' 6" x 6' 6")	38452	£324.00
686 x 1981 x 35mm	(2' 3" x 6' 6")	38453	£324.00
926 x 2040 x 40mm	Standard Metric	38454	£335.00
826 x 2040 x 40mm	Standard Metric	38455	£329.00
726 x 2040 x 40mm	Standard Metric	38456	£324.00
626 x 2040 x 40mm	Standard Metric	38457	£324.00

Standard Door Size		Masonite® vertical 5 panel glazed chrome	
		Code	Price
864 x 1981 x 35mm	(2' 10" x 6' 6")	38460	£335.00
838 x 1981 x 35mm	(2' 9" x 6' 6")	38461	£329.00
762 x 1981 x 35mm	(2' 6" x 6' 6")	38462	£324.00
686 x 1981 x 35mm	(2' 3" x 6' 6")	38463	£324.00
926 x 2040 x 40mm	Standard Metric	38464	£335.00
826 x 2040 x 40mm	Standard Metric	38465	£329.00
726 x 2040 x 40mm	Standard Metric	38466	£324.00
626 x 2040 x 40mm	Standard Metric	38467	£324.00



Masonite®
vertical 5 panel moulded
glazed white / chrome

Standard Door Size		Masonite® vertical 5 panel moulded	
		Code	Price
Standard Core	864 x 1981 x 35mm (2' 10" x 6' 6")	37577	£72.00
	838 x 1981 x 35mm (2' 9" x 6' 6")	37514	£70.00
	813 x 2032 x 35mm (2' 8" x 6' 8")	37539	£70.00
	762 x 1981 x 35mm (2' 6" x 6' 6")	37511	£67.00
	711 x 1981 x 35mm (2' 4" x 6' 6")	37515	£67.00
	686 x 1981 x 35mm (2' 3" x 6' 6")	37516	£67.00
	610 x 1981 x 35mm (2' 0" x 6' 6")	37517	£67.00
	926 x 2040 x 40mm Standard Metric	37529	£72.00
	826 x 2040 x 40mm Standard Metric	37538	£70.00
	726 x 2040 x 40mm Standard Metric	37537	£67.00
Semi Solid Core	864 x 1981 x 35mm (2' 10" x 6' 6")	41777	£90.00
	838 x 1981 x 35mm (2' 9" x 6' 6")	41714	£88.00
	762 x 1981 x 35mm (2' 6" x 6' 6")	41711	£84.00
	686 x 1981 x 35mm (2' 3" x 6' 6")	41716	£84.00
	610 x 1981 x 35mm (2' 0" x 6' 6")	41717	£84.00
	926 x 2040 x 40mm Standard Metric	41729	£90.00
	826 x 2040 x 40mm Standard Metric	41738	£88.00
	726 x 2040 x 40mm Standard Metric	41737	£84.00
	626 x 2040 x 40mm Standard Metric	41736	£84.00
Safe 'N' Sound	864 x 1981 x 35mm (2' 10" x 6' 6")	38477	£108.00
	838 x 1981 x 35mm (2' 9" x 6' 6")	38414	£105.00
	762 x 1981 x 35mm (2' 6" x 6' 6")	38411	£102.00
	686 x 1981 x 35mm (2' 3" x 6' 6")	38416	£102.00
	610 x 1981 x 35mm (2' 0" x 6' 6")	38417	£102.00
	926 x 2040 x 40mm Standard Metric	38429	£108.00
	826 x 2040 x 40mm Standard Metric	38438	£105.00
	726 x 2040 x 40mm Standard Metric	38437	£102.00
	626 x 2040 x 40mm Standard Metric	38436	£102.00
Fireshield FD30	864 x 1981 x 44mm (2' 10" x 6' 6")	40077	£162.00
	838 x 1981 x 44mm (2' 9" x 6' 6")	40014	£160.00
	813 x 2032 x 44mm (2' 8" x 6' 8")	40039	£160.00
	762 x 1981 x 44mm (2' 6" x 6' 6")	40011	£157.00
	711 x 1981 x 44mm (2' 4" x 6' 6")	40015	£157.00
	686 x 1981 x 44mm (2' 3" x 6' 6")	40016	£157.00
	610 x 1981 x 44mm (2' 0" x 6' 6")	40017	£157.00
	926 x 2040 x 44mm Standard Metric	40029	£162.00
	826 x 2040 x 44mm Standard Metric	40038	£160.00
	726 x 2040 x 44mm Standard Metric	40037	£157.00
Firemaster FD60	838 x 1981 x 54mm (2' 9" x 6' 6")	40514	£453.00
	813 x 2032 x 54mm (2' 8" x 6' 8")	40539	£453.00
	762 x 1981 x 54mm (2' 6" x 6' 6")	40511	£450.00
	686 x 1981 x 54mm (2' 3" x 6' 6")	40516	£450.00
	926 x 2040 x 54mm Standard Metric	40529	£460.00
	826 x 2040 x 54mm Standard Metric	40538	£453.00
	726 x 2040 x 54mm Standard Metric	40537	£450.00
	626 x 2040 x 54mm Standard Metric	40536	£450.00

OPTION PLUS

Options can be ordered on all doors where suitable.

- Non standard sizes
- Factory priming (face only)
- White factory paint finishing (face only)
- Factory machining for hinges and/or latches
- Supply and fit standard interior latches or lock

• Supply and fit intumescent seals to Fire doors

Please see page 74 for further information.

- Fireshield FD30 fire rated.
- Firemaster FD60 fire rated.

Items shown highlighted are available on a reduced leadtime.



FSC® – applies to Standard Core unglazed range.

PEFC – applies to Semi Solid Core, Safe 'N' Sound and Fireshield ranges.



Interior 2 panel moulded



2 panel smooth



2 panel
arch top textured

- Modern, contemporary designs available in a wide choice of sizes and core constructions.
- Choose from the standard two panel smooth finish or the textured finish of the popular arch top design.
- All popular sizes available from stock.
- Available as a 30 or 60 minute fire door.
 - Quality moulded panel facings.
 - White base coated faces.
 - Textured and smooth faces suitable for painting.
 - Glazed or apertured options available.
 - Mobility and fire door options.
 - For door pairs, see page 69.
 - Option Plus factory servicing is available, see page 74 for details.



Standard Door Size	2 panel smooth		2 panel arch top textured	
	Code	Price	Code	Price
Standard Core	864 x 1981 x 35mm (2' 10" x 6' 6")	15477	£62.00	—
	838 x 1981 x 35mm (2' 9" x 6' 6")	15414	£55.00	19714 £52.00
	813 x 2032 x 35mm (2' 8" x 6' 8")	15439	£55.00	19739 £52.00
	762 x 1981 x 35mm (2' 6" x 6' 6")	15411	£51.00	19711 £48.00
	711 x 1981 x 35mm (2' 4" x 6' 6")	15415	£51.00	19715 £48.00
	686 x 1981 x 35mm (2' 3" x 6' 6")	15416	£51.00	19716 £48.00
	610 x 1981 x 35mm (2' 0" x 6' 6")	15417	£51.00	19717 £48.00
	533 x 1981 x 35mm (1' 9" x 6' 6")	15418	£51.00	19718 £48.00
	457 x 1981 x 35mm (1' 6" x 6' 6")	15419	£51.00	19719 £48.00
	926 x 2040 x 40mm Standard metric	15429	£62.00	19729 £59.00
	826 x 2040 x 40mm Standard metric	15438	£55.00	19738 £52.00
	726 x 2040 x 40mm Standard metric	15437	£51.00	19737 £48.00
Semi Solid Core	626 x 2040 x 40mm Standard metric	15436	£51.00	19736 £48.00
	526 x 2040 x 40mm Standard metric	15435	£51.00	19735 £48.00
	864 x 1981 x 35mm (2' 10" x 6' 6")	16077	£70.00	—
	838 x 1981 x 35mm (2' 9" x 6' 6")	16014	£66.00	01605 £62.00
	762 x 1981 x 35mm (2' 6" x 6' 6")	16011	£62.00	01604 £59.00
	686 x 1981 x 35mm (2' 3" x 6' 6")	16016	£62.00	01603 £59.00
	610 x 1981 x 35mm (2' 0" x 6' 6")	16017	£62.00	01602 £59.00
	533 x 1981 x 35mm (1' 9" x 6' 6")	—	—	01606 £59.00
	457 x 1981 x 35mm (1' 6" x 6' 6")	—	—	01601 £59.00
	926 x 2040 x 40mm Standard metric	16029	£70.00	01629 £71.00
	826 x 2040 x 40mm Standard metric	16038	£66.00	01638 £62.00
	726 x 2040 x 40mm Standard metric	16037	£62.00	01637 £59.00
Safe 'N' Sound	626 x 2040 x 40mm Standard metric	16036	£62.00	01636 £59.00
	526 x 2040 x 40mm Standard metric	16035	£62.00	01635 £59.00
	864 x 1981 x 35mm (2' 10" x 6' 6")	17777	£89.00	—
	838 x 1981 x 35mm (2' 9" x 6' 6")	17714	£83.00	12214 £79.00
	762 x 1981 x 35mm (2' 6" x 6' 6")	17711	£80.00	12211 £76.00
	686 x 1981 x 35mm (2' 3" x 6' 6")	17716	£80.00	12216 £76.00
	610 x 1981 x 35mm (2' 0" x 6' 6")	17717	£80.00	12217 £76.00
	533 x 1981 x 35mm (1' 9" x 6' 6")	17718	£80.00	—
	926 x 2040 x 40mm Standard metric	17729	£89.00	12229 £84.00
	826 x 2040 x 40mm Standard metric	17738	£83.00	12238 £79.00
	726 x 2040 x 40mm Standard metric	17737	£80.00	12237 £76.00
	626 x 2040 x 40mm Standard metric	17736	£80.00	12236 £76.00
Fireshield FD30	526 x 2040 x 40mm Standard metric	17735	£80.00	12235 £76.00
	864 x 1981 x 44mm (2' 10" x 6' 6")	17877	£154.00	—
	838 x 1981 x 44mm (2' 9" x 6' 6")	17814	£146.00	123014 £139.00
	813 x 2032 x 44mm (2' 8" x 6' 8")	17839	£146.00	123039 £139.00
	762 x 1981 x 44mm (2' 6" x 6' 6")	17811	£140.00	123011 £133.00
	711 x 1981 x 44mm (2' 4" x 6' 6")	17815	£140.00	123015 £133.00
	686 x 1981 x 44mm (2' 3" x 6' 6")	17816	£140.00	123016 £133.00
	610 x 1981 x 44mm (2' 0" x 6' 6")	17817	£140.00	123017 £133.00
	533 x 1981 x 44mm (1' 9" x 6' 6")	17818	£140.00	123018 £133.00
	457 x 1981 x 44mm (1' 6" x 6' 6")	17819	£140.00	—
	926 x 2040 x 44mm Standard metric	17829	£154.00	123029 £146.00
	826 x 2040 x 44mm Standard metric	17838	£146.00	123038 £139.00
Firemaster FD60	726 x 2040 x 44mm Standard metric	17837	£140.00	123037 £133.00
	626 x 2040 x 44mm Standard metric	17836	£140.00	123036 £133.00
	526 x 2040 x 44mm Standard metric	17835	£140.00	123035 £133.00
	838 x 1981 x 54mm (2' 9" x 6' 6")	13237	£417.00	13207 £397.00
	813 x 2032 x 54mm (2' 8" x 6' 8")	13235	£417.00	13205 £397.00
	762 x 1981 x 54mm (2' 6" x 6' 6")	13234	£407.00	13204 £387.00
	686 x 1981 x 54mm (2' 3" x 6' 6")	13232	£407.00	13202 £387.00
	926 x 2040 x 54mm Standard metric	13238	£426.00	13208 £405.00
	826 x 2040 x 54mm Standard metric	13236	£417.00	13206 £397.00
	726 x 2040 x 54mm Standard metric	13233	£407.00	13203 £387.00
	626 x 2040 x 54mm Standard metric	13231	£407.00	13201 £387.00

OPTION PLUS

FACTORY SUPPLIED

Options can be ordered on all doors where suitable.

- Non standard sizes
- Factory priming (face only)
- White factory paint finishing (textured door face only)

- Factory machining for hinges and/or latches
- Supply and fit standard interior latches or lock
- Supply and fit intumescent seals to Fire doors

- Fireshield FD30 fire rated.
- Firemaster FD60 fire rated.

- Fireshield FD30 fire rated.
- Firemaster FD60 fire rated.

¹ Two panel smooth 457mm (1'6") and 533mm (1'9") doors have reduced stile width.

Please see page 74 for further information.

FSC® – applies to Standard Core range.

PEFC – applies to Semi Solid Core, Safe 'N' Sound and Fireshield ranges.



2 panel smooth

2 panel arch top textured

Interior 4 panel moulded



4 panel



4 panel arch top



4 panel bi-fold textured



4 panel arch top bi-fold textured

Standard Door Size	4 panel bi-fold textured		4 panel bi-fold arch top textured	
To suit opening size	Code	Price	Code	Price
762 x 1981 x 35mm (2' 6" x 6' 6")	14867	£93.00	19867	£96.00
610 x 1981 x 35mm (2' 0" x 6' 6")	14865	£93.00		

Standard Door Size			4 panel smooth		4 panel textured		4 panel arch top textured	
			Code	Price	Code	Price	Code	Price
Standard Core	864 x 1981 x 35mm (2' 10" x 6' 6")		13677	£62.00	12677	£59.00	—	—
	838 x 1981 x 35mm (2' 9" x 6' 6")		13614	£55.00	12614	£52.00	98714	£52.00
	813 x 2032 x 35mm (2' 8" x 6' 8")		13639	£55.00	12639	£52.00	98739	£52.00
	762 x 1981 x 35mm (2' 6" x 6' 6")		13611	£51.00	12611	£48.00	98711	£48.00
	711 x 1981 x 35mm (2' 4" x 6' 6")		13615	£51.00	12615	£48.00	98715	£48.00
	686 x 1981 x 35mm (2' 3" x 6' 6")		13616	£51.00	12616	£48.00	98716	£48.00
	610 x 1981 x 35mm (2' 0" x 6' 6")		13617	£51.00	12617	£48.00	98717	£48.00
	533 x 1981 x 35mm (1' 9" x 6' 6")		13618 ⁴	£51.00	12618 ²	£48.00	—	—
	457 x 1981 x 35mm (1' 6" x 6' 6")		13619 ²	£51.00	12619 ²	£48.00	—	—
	926 x 2040 x 40mm Standard metric		13629	£62.00	12629	£59.00	98729	£59.00
	864 x 2040 x 40mm Standard metric		—	—	12678	£59.00	—	—
	826 x 2040 x 40mm Standard metric		13638	£55.00	12638	£52.00	98738	£52.00
	726 x 2040 x 40mm Standard metric		13637	£51.00	12637	£48.00	98737	£48.00
	626 x 2040 x 40mm Standard metric		13636	£51.00	12636	£48.00	98736	£48.00
	526 x 2040 x 40mm Standard metric		13635 ²	£51.00	12635 ²	£48.00	98735	£48.00
Semi Solid Core	864 x 1981 x 35mm (2' 10" x 6' 6")		15277	£70.00	11277	£66.00	—	—
	838 x 1981 x 35mm (2' 9" x 6' 6")		15214	£66.00	11214	£66.00	13414	£62.00
	762 x 1981 x 35mm (2' 6" x 6' 6")		15211	£62.00	11211	£62.00	13411	£59.00
	686 x 1981 x 35mm (2' 3" x 6' 6")		15216	£62.00	11216	£59.00	13416	£59.00
	610 x 1981 x 35mm (2' 0" x 6' 6")		15217	£62.00	11217	£59.00	13417	£59.00
	533 x 1981 x 35mm (1' 9" x 6' 6")		15218 ⁴	£62.00	11218 ²	£59.00	—	—
	457 x 1981 x 35mm (1' 6" x 6' 6")		15219 ²	£62.00	11219 ²	£59.00	—	—
	926 x 2040 x 40mm Standard metric		15229	£70.00	11229	£59.00	13429	£66.00
	864 x 2040 x 40mm Standard metric		—	—	11278	£66.00	—	—
	826 x 2040 x 40mm Standard metric		15238	£66.00	11238	£62.00	13438	£62.00
	726 x 2040 x 40mm Standard metric		15237	£62.00	11237	£59.00	13437	£59.00
	626 x 2040 x 40mm Standard metric		15236	£62.00	11236	£59.00	13436	£59.00
	526 x 2040 x 40mm Standard metric		15235 ²	£62.00	11235 ²	£59.00	13435	£59.00
Safe N' Sound	864 x 1981 x 35mm (2' 10" x 6' 6")		15777	£84.00	19677	£80.00	—	—
	838 x 1981 x 35mm (2' 9" x 6' 6")		15714	£81.00	19614	£77.00	14014	£80.00
	762 x 1981 x 35mm (2' 6" x 6' 6")		15711	£78.00	19611	£74.00	14011	£76.00
	686 x 1981 x 35mm (2' 3" x 6' 6")		15716	£78.00	19616	£74.00	14016	£76.00
	610 x 1981 x 35mm (2' 0" x 6' 6")		15717	£78.00	19617	£74.00	14017	£76.00
	533 x 1981 x 35mm (1' 9" x 6' 6")		15718 ⁴	£78.00	19618 ²	£74.00	—	—
	457 x 1981 x 35mm (1' 6" x 6' 6")		15719 ²	£78.00	19619 ²	£74.00	—	—
	926 x 2040 x 40mm Standard metric		15729	£84.00	19629	£80.00	14029	£86.00
	864 x 2040 x 40mm Standard metric		—	—	19678	£80.00	—	—
	826 x 2040 x 40mm Standard metric		15738	£81.00	19638	£77.00	14038	£80.00
	726 x 2040 x 40mm Standard metric		15737	£78.00	19637	£74.00	14037	£76.00
	626 x 2040 x 40mm Standard metric		15736	£78.00	19636	£74.00	14036	£76.00
	526 x 2040 x 40mm Standard metric		15735 ²	£78.00	19635 ²	£74.00	14035	£76.00
Fireshield FD30	864 x 1981 x 44mm (2' 10" x 6' 6")		■ 30377	£154.00	■ 23777	£146.00	—	—
	838 x 1981 x 44mm (2' 9" x 6' 6")		■ 30314	£146.00	■ 23714	£139.00	■ 98814	£143.00
	813 x 2032 x 44mm (2' 8" x 6' 8")		■ 30339	£146.00	■ 23739	£139.00	■ 98839	£143.00
	762 x 1981 x 44mm (2' 6" x 6' 6")		■ 30311	£140.00	■ 23711	£133.00	■ 98811	£135.00
	711 x 1981 x 44mm (2' 4" x 6' 6")		■ 30315	£140.00	■ 23757	£133.00	■ 98857	£135.00
	686 x 1981 x 44mm (2' 3" x 6' 6")		■ 30316	£140.00	■ 23716	£133.00	■ 98816	£135.00
	610 x 1981 x 44mm (2' 0" x 6' 6")		■ 30317	£140.00	■ 23717	£133.00	■ 98852	£135.00
	533 x 1981 x 44mm (1' 9" x 6' 6")		■ 30318 ⁴	£140.00	■ 23718 ²	£133.00	—	—
	457 x 1981 x 44mm (1' 6" x 6' 6")		■ 30319 ²	£140.00	■ 23719 ²	£133.00	—	—
	926 x 2040 x 44mm Standard metric		■ 30329	£154.00	■ 23729	£146.00	■ 98829	£149.00
	864 x 2040 x 44mm Standard metric		—	—	■ 23778	£146.00	—	—
	826 x 2040 x 44mm Standard metric		■ 30338	£146.00	■ 23738	£139.00	■ 98838	£143.00
	726 x 2040 x 44mm Standard metric		■ 30337	£140.00	■ 23737	£133.00	■ 98837	£135.00
	626 x 2040 x 44mm Standard metric		■ 30336	£140.00	■ 23736	£133.00	■ 98836	£135.00
	526 x 2040 x 44mm Standard metric		■ 30335 ²	£140.00	■ 23735 ²	£133.00	■ 98835	£135.00
Firemaster FD60	838 x 1981 x 54mm (2' 9" x 6' 6")		■ 13257	£409.00	■ 13267	£389.00	■ 13247	£389.00
	813 x 2032 x 54mm (2' 8" x 6' 8")		■ 13255	£409.00	■ 13265	£389.00	■ 13245	£389.00
	762 x 1981 x 54mm (2' 6" x 6' 6")		■ 13254	£407.00	■ 13264	£387.00	■ 13244	£387.00
	686 x 1981 x 54mm (2' 3" x 6' 6")		■ 13252	£407.00	■ 13262	£387.00	■ 13242	£387.00
	926 x 2040 x 54mm Standard metric		■ 13258	£417.00	■ 13268	£397.00	■ 13248	£397.00
	826 x 2040 x 54mm Standard metric		■ 13256	£409.00	■ 13266	£389.00	■ 13246	£389.00
	726 x 2040 x 54mm Standard metric		■ 13253	£407.00	■ 13263	£387.00	■ 13243	£387.00
	626 x 2040 x 54mm Standard metric		■ 13251	£407.00	■ 13261	£387.00	■ 13241	£387.00

OPTION PLUS

Options can be ordered on all doors where suitable.

- Non standard sizes
- Factory priming (face only)
- White factory paint finishing (textured door faces only)

- Factory machining for hinges and/or latches
- Supply and fit standard interior latches or lock
- Supply and fit intumescent seals to Fire doors

Please see page 74 for further information.

- Fireshield FD30 fire rated.
- Firemaster FD60 fire rated.

² Two panels only.

⁴ Four panel smooth 533mm (1'9") doors are supplied as four panel design, with restricted stile width.



4 panel arch top textured

- Four panel doors combine traditional appearance with excellent performance.
- This hardwearing door is available in both smooth and textured finishes.
- Available in non-standard sizes or as pairs for dividers and wardrobes.
- Provides a high quality look and feel at an affordable price.
 - Quality moulded panel facings.
 - White base coated faces.
 - 4 panel textured and smooth faces suitable for painting.
 - Glazed options available.
 - Various core weight options available.
 - For pairs, see page 69.
 - Option Plus factory servicing is available, see page 74 for details.



FSC® – applies to Standard Core range.

PEFC – applies to Semi Solid Core, Safe 'N' Sound and Fireshield ranges.

Interior 5 panel smooth moulded



5 panel smooth

- 5 panel smooth moulded design, already a best seller for house builders and developers.
- Timeless styling offers the ultimate in wood door authenticity.
- The smooth surface provides an excellent base for a high quality paint finish.
- Also available as a 30 or 60 minute fire door.
- Quality moulded panel facings.
- White base coated faces.
- Smooth faces suitable for paint finishing.
- Glazed versions available (see page 14 for suitable designs).
- For door pairs, see page 69.
- Option plus factory servicing is available, see page 74 for details.



Standard Door Size		5 panel smooth	
		Code	Price
Standard Core	864 x 1981 x 35mm (2' 10" x 6' 6")	58177	£62.00
	838 x 1981 x 35mm (2' 9" x 6' 6")	58114	£55.00
	762 x 1981 x 35mm (2' 6" x 6' 6")	58111	£51.00
	711 x 1981 x 35mm (2' 4" x 6' 6")	58115	£51.00
	686 x 1981 x 35mm (2' 3" x 6' 6")	58116	£51.00
	610 x 1981 x 35mm (2' 0" x 6' 6")	58117	£51.00
	533 x 1981 x 35mm (1' 9" x 6' 6")	58118	£51.00
	457 x 1981 x 35mm (1' 6" x 6' 6")	58119	£51.00
	826 x 2040 x 40mm Standard Metric	58138	£55.00
	726 x 2040 x 40mm Standard Metric	58137	£51.00
Fireshield FD30	864 x 1981 x 44mm (2' 10" x 6' 6")	■ 58477	£154.00
	838 x 1981 x 44mm (2' 9" x 6' 6")	■ 58414	£146.00
	762 x 1981 x 44mm (2' 6" x 6' 6")	■ 58411	£140.00
	711 x 1981 x 44mm (2' 4" x 6' 6")	■ 58415	£140.00
	686 x 1981 x 44mm (2' 3" x 6' 6")	■ 58416	£140.00
	610 x 1981 x 44mm (2' 0" x 6' 6")	■ 58419	£140.00
	826 x 2040 x 44mm Standard Metric	■ 58438	£146.00
	726 x 2040 x 44mm Standard Metric	■ 58437	£140.00
	626 x 2040 x 44mm Standard Metric	■ 58436	£140.00
Firemaster	838 x 1981 x 54mm (2' 9" x 6' 6")	■ 58514	£409.00
	762 x 1981 x 54mm (2' 6" x 6' 6")	■ 58511	£407.00

OPTION

FACTORY SUPPLIED

PLUS

Options can be ordered on all doors where suitable.

- Non standard sizes
- Factory priming (face only)
- Factory machining for hinges and/or latches
- Supply and fit standard interior latches or lock

- Supply and fit intumescent seals to Fire doors

Please see page 74 for further information.

- Fireshield FD30 fire rated.
- Firemaster FD60 fire rated.



5 panel smooth



Moulding detail



Interior 6 panel moulded



6 panel



6 panel bi-fold

- The popular six panel design comes in both a smooth or textured finish, offering excellent appearance, performance and value.
- This well-liked and stylish bestseller is the choice for many modern homes.
- Glazed and fully finished options are available on this fashionable range.
- All moulded doors can also be ordered as complete doorsets.
 - Quality moulded panel facings.
 - White base coated faces.
 - Textured and smooth faces suitable for painting.
 - Glazed or apertured options available.
 - Various core weight options available.
 - For door pairs, see page 69.
 - Option Plus factory servicing is available, see page 74 for details.



Standard Door Size	6 panel bi-fold smooth		6 panel bi-fold textured	
To suit door opening size	Code	Price	Code	Price
914 x 1981 x 35mm (3' 0" x 6' 6")	13368	£115.00	14768	£112.00
762 x 1981 x 35mm (2' 6" x 6' 6")	13367	£96.00	14767	£93.00
686 x 1981 x 35mm (2' 3" x 6' 6")	13366	£96.00	14766	£93.00
610 x 1981 x 35mm (2' 0" x 6' 6")	13365	£96.00	14765	£93.00



	Standard Door Size	6 panel smooth		6 panel textured	
		Code	Price	Code	Price
Standard Core	864 x 1981 x 35mm (2' 10" x 6' 6")	13577	£62.00	12477	£59.00
	838 x 1981 x 35mm (2' 9" x 6' 6")	13514	£55.00	12414	£52.00
	813 x 2032 x 35mm (2' 8" x 6' 8")	13539	£55.00	12439	£52.00
	762 x 1981 x 35mm (2' 6" x 6' 6")	13511	£51.00	12411	£48.00
	711 x 1981 x 35mm (2' 4" x 6' 6")	13515	£51.00	12415	£48.00
	686 x 1981 x 35mm (2' 3" x 6' 6")	13516	£51.00	12416	£48.00
	610 x 1981 x 35mm (2' 0" x 6' 6")	13517	£51.00	12417	£48.00
	533 x 1981 x 35mm (1' 9" x 6' 6")	13518 ³	£51.00	12418 ³	£48.00
	457 x 1981 x 35mm (1' 6" x 6' 6")	13519 ³	£51.00	12419 ³	£48.00
	926 x 2040 x 40mm Standard metric	13529	£62.00	12429	£59.00
	826 x 2040 x 40mm Standard metric	13538	£55.00	12438	£52.00
	726 x 2040 x 40mm Standard metric	13537	£51.00	12437	£48.00
	626 x 2040 x 40mm Standard metric	13536	£51.00	12436	£48.00
	526 x 2040 x 40mm Standard metric	13535 ³	£51.00	12435 ³	£48.00
Semi Solid Core	864 x 1981 x 35mm (2' 10" x 6' 6")	21777	£70.00	20377	£66.00
	838 x 1981 x 35mm (2' 9" x 6' 6")	21714	£66.00	20314	£62.00
	762 x 1981 x 35mm (2' 6" x 6' 6")	21711	£62.00	20311	£59.00
	686 x 1981 x 35mm (2' 3" x 6' 6")	21716	£62.00	20316	£59.00
	610 x 1981 x 35mm (2' 0" x 6' 6")	21717	£62.00	20317	£59.00
	533 x 1981 x 35mm (1' 9" x 6' 6")	21718 ³	£62.00	20318 ³	£59.00
	457 x 1981 x 35mm (1' 6" x 6' 6")	21719 ³	£62.00	20319 ³	£59.00
	926 x 2040 x 40mm Standard metric	21729	£70.00	20329	£66.00
	826 x 2040 x 40mm Standard metric	21738	£66.00	20338	£62.00
	726 x 2040 x 40mm Standard metric	21737	£62.00	20337	£59.00
	626 x 2040 x 40mm Standard metric	21736	£62.00	20336	£59.00
	526 x 2040 x 40mm Standard metric	21735 ³	£62.00	20335 ³	£59.00
Safe 'N' Sound	864 x 1981 x 35mm (2' 10" x 6' 6")	25477	£89.00	23977	£84.00
	838 x 1981 x 35mm (2' 9" x 6' 6")	25414	£83.00	23914	£79.00
	762 x 1981 x 35mm (2' 6" x 6' 6")	25411	£80.00	23911	£76.00
	686 x 1981 x 35mm (2' 3" x 6' 6")	25416	£80.00	23916	£76.00
	610 x 1981 x 35mm (2' 0" x 6' 6")	25417	£80.00	23917	£76.00
	533 x 1981 x 35mm (1' 9" x 6' 6")	25418 ³	£80.00	23918 ³	£76.00
	457 x 1981 x 35mm (1' 6" x 6' 6")	25419 ³	£80.00	23919 ³	£76.00
	926 x 2040 x 40mm Standard metric	25429	£89.00	23929	£84.00
	826 x 2040 x 40mm Standard metric	25438	£83.00	23938	£79.00
	726 x 2040 x 40mm Standard metric	25437	£80.00	23937	£76.00
	626 x 2040 x 40mm Standard metric	25436	£80.00	23936	£76.00
	526 x 2040 x 40mm Standard metric	25435 ³	£80.00	23935 ³	£76.00
Fireshield FD30	864 x 1981 x 44mm (2' 10" x 6' 6")	24077	£154.00	23477	£146.00
	838 x 1981 x 44mm (2' 9" x 6' 6")	24014	£146.00	23414	£139.00
	813 x 2032 x 44mm (2' 8" x 6' 8")	24039	£146.00	23439	£139.00
	762 x 1981 x 44mm (2' 6" x 6' 6")	24011	£140.00	23411	£133.00
	711 x 1981 x 44mm (2' 4" x 6' 6")	24057	£140.00	23457	£133.00
	686 x 1981 x 44mm (2' 3" x 6' 6")	24016	£140.00	23416	£133.00
	610 x 1981 x 44mm (2' 0" x 6' 6")	24017	£140.00	23417	£133.00
	533 x 1981 x 44mm (1' 9" x 6' 6")	24018 ³	£140.00	23418 ³	£133.00
	457 x 1981 x 44mm (1' 6" x 6' 6")	24019 ³	£140.00	23419 ³	£133.00
	926 x 2040 x 44mm Standard metric	24029	£154.00	23429	£146.00
	826 x 2040 x 44mm Standard metric	24038	£146.00	23438	£139.00
	726 x 2040 x 44mm Standard metric	24037	£140.00	23437	£133.00
	626 x 2040 x 44mm Standard metric	24036	£140.00	23436	£133.00
	526 x 2040 x 44mm Standard metric	24035 ³	£140.00	23435 ³	£133.00
Firemaster FD60	838 x 1981 x 54mm (2' 9" x 6' 6")	13277	£409.00	13287	£389.00
	813 x 2032 x 54mm (2' 8" x 6' 8")	13275	£409.00	13285	£389.00
	762 x 1981 x 54mm (2' 6" x 6' 6")	13274	£407.00	13284	£387.00
	686 x 1981 x 54mm (2' 3" x 6' 6")	13272	£407.00	13282	£387.00
	926 x 2040 x 54mm Standard metric	13278	£417.00	13288	£397.00
	826 x 2040 x 54mm Standard metric	13276	£409.00	13286	£389.00
	726 x 2040 x 54mm Standard metric	13273	£407.00	13283	£387.00
	626 x 2040 x 54mm Standard metric	13271	£407.00	13281	£387.00

OPTION^{PLUS}

FACTORY SUPPLIED

- Options can be ordered on all doors where suitable.
- Non standard sizes
 - Factory priming (face only)
 - White factory paint finishing (textured door faces only)
 - Factory Glazing
 - Factory machining for hinges and/or latches
 - Supply and fit standard interior latches or lock
 - Supply and fit intumescent seals to Fire doors

Please see page 74 for further information.

■ Fireshield FD30 fire rated.

■ Firemaster FD60 fire rated.

³ Three panel only.

FSC® – applies to Standard Core range.

PEFC – applies to Semi Solid Core, Safe 'N' Sound and Fireshield range.



Canadian glazed



Saskatchewan
6 light glazed



Columbia
10 light glazed

Standard Door Size	Saskatchewan 6 light glazed with chrome glazing bars	
	Textured	Price
864 x 1981 x 35mm (2' 10" x 6' 6")	93387	£515.00
838 x 1981 x 35mm (2' 9" x 6' 6")	93344	£486.00
762 x 1981 x 35mm (2' 6" x 6' 6")	93341	£467.00
826 x 2040 x 40mm Standard Metric	93348	£486.00
726 x 2040 x 40mm Standard Metric	93347	£467.00

Standard Door Size	Columbia 10 light glazed with chrome glazing bars	
	Textured	Price
838 x 1981mm x 35mm (2' 9" x 6' 6")	92564	£535.00
762 x 1981mm x 35mm (2' 6" x 6' 6")	92561	£515.00
726 x 2040mm x 40mm Standard Metric	92567	£515.00

Standard Door Size	Manitoba 6 light glazed with chrome glazing bars			
	Smooth	Price	Textured	Price
864 x 1981 x 35mm (2' 10" x 6' 6")	58824	£413.00	92287	£413.00
838 x 1981 x 35mm (2' 9" x 6' 6")	58823	£393.00	92264	£393.00
762 x 1981 x 35mm (2' 6" x 6' 6")	58821	£375.00	92261	£375.00
686 x 1981 x 35mm (2' 3" x 6' 6")	58819	£375.00	92263	£375.00
826 x 2040 x 40mm Standard Metric	58822	£393.00	92248	£393.00
726 x 2040 x 40mm Standard Metric	58820	£375.00	92247	£375.00
626 x 2040 x 40mm Standard Metric	58818	£375.00	92246	£375.00

Standard Door Size	Ontario 10 light glazed with chrome glazing bars			
	Smooth	Price	Textured	Price
864 x 1981mm x 35mm (2' 10" x 6' 6")	58842	£513.00	92487	£513.00
838 x 1981mm x 35mm (2' 9" x 6' 6")	58841	£485.00	92464	£485.00
762 x 1981mm x 35mm (2' 6" x 6' 6")	58839	£460.00	92461	£460.00
686 x 1981mm x 35mm (2' 3" x 6' 6")	58837	£460.00	92467	£460.00
610 x 1981mm x 35mm (2' 0" x 6' 6")	58835	£460.00	92465	£460.00
826 x 2040mm x 40mm Standard Metric	58840	£485.00	92448	£485.00
726 x 2040mm x 40mm Standard Metric	58838	£460.00	92447	£460.00
626 x 2040mm x 40mm Standard Metric	58836	£460.00	92446	£460.00
526 x 2040mm x 40mm Standard Metric	58834	£460.00	92445	£460.00



Manitoba
6 light glazed



Ontario
10 light glazed

OPTION^{Plus} FACTORY SUPPLIED

Options can be ordered on all doors where suitable.

- Factory priming (face only)
- White factory paint finishing (textured door faces only)
- Factory machining for hinges and/ or latches

- Supply and fit standard interior latches or lock

Please see page 74 for pricing and further information.

Items shown **highlighted** are available on a reduced leadtime.





Chrome effect glazing bar

- The Canadian Range – a stunning alternative to conventional glazed interior doors.
- All doors are supplied with individual clear bevelled glass panels safety toughened for peace of mind.
- High specification glazed doors complement the full range of standard moulded doors.
- The sophisticated design brings a refined quality finish to any home.
- Chrome effect glazing bar construction creates the six or ten light design.
- Bevelled glass panels toughened to BS EN 12600.
- Quality smooth or textured moulded panel facings.
- White base coated faces.
- Paper wrapped MDF or timber glazing cassette (at our option).
- For door pairs, see page 69.
When hanging pairs, ensure glass bevel is on the same side of both doors.
- Option Plus factory servicing is available, see page 74 for details.



Manhattan glazed



Manhattan half light clear glazed



Manhattan 6 light clear glazed



Manhattan 6 light arch top clear glazed



Manhattan full light clear glazed



Manhattan 10 light clear glazed



White decorative leading detail.



Chrome decorative leading detail.



Manhattan 10 light arch top clear glazed



Manhattan 15 light clear glazed

Standard Door Size		Manhattan half light clear glazed					Manhattan 6 light clear glazed					Manhattan 6 light arch top clear glazed	
		White leading		Chrome leading		Price	White leading		Chrome leading		Price	White leading	Price
		Smooth	Textured	Smooth	Textured		Smooth	Textured	Smooth	Textured		Textured	
Standard Core	864 x 1981 x 35mm (2' 10" x 6' 6")	59817	59825	65017	65025	£413.00	60521	59989	65163	65135	£286.00	59957	£313.00
	838 x 1981 x 35mm (2' 9" x 6' 6")	59818	59826	65018	65026	£395.00	60522	59990	65164	65136	£269.00	59958	£300.00
	762 x 1981 x 35mm (2' 6" x 6' 6")	59819	59827	65019	65027	£377.00	60523	59991	65165	65137	£249.00	59959	£278.00
	686 x 1981 x 35mm (2' 3" x 6' 6")	59820	59828	65020	65028	£377.00	60524	59992	65166	65138	£249.00	59960	£278.00
	926 x 2040 x 40mm Standard metric	59821	59829	65021	65029	£413.00	60525	59993	65167	65139	£286.00	59961	£313.00
	826 x 2040 x 40mm Standard metric	59822	59830	65022	65030	£395.00	60526	59994	65168	65140	£269.00	59962	£300.00
	726 x 2040 x 40mm Standard metric	59823	59831	65023	65031	£377.00	60527	59995	65169	65141	£249.00	59963	£278.00
	626 x 2040 x 40mm Standard metric	59824	59832	65024	65032	£377.00	60528	59996	65170	65142	£249.00	59964	£278.00

Standard Door Size		Manhattan full light clear glazed					Manhattan 10 light clear glazed					Manhattan 15 light clear glazed					Manhattan 10 light arch top clear glazed	
		White leading		Chrome leading		Price	White leading		Chrome leading		Price	White leading		Chrome leading		Price	White leading	Price
		Smooth	Textured	Smooth	Textured		Smooth	Textured	Smooth	Textured		Smooth	Textured	Smooth	Textured		Textured	
Standard Core	864 x 1981 x 35mm (2' 10" x 6' 6")	59801	59809	65001	65009	£426.00	59901	59909	65085	65093	£325.00	59917	59925	65101	65109	£392.00	59965	£354.00
	838 x 1981 x 35mm (2' 9" x 6' 6")	59802	59810	65002	65010	£408.00	59902	59910	65086	65094	£319.00	59918	59926	65102	65110	£364.00	59966	£348.00
	762 x 1981 x 35mm (2' 6" x 6' 6")	59803	59811	65003	65011	£392.00	59903	59911	65087	65095	£313.00	59919	59927	65103	65111	£351.00	59967	£344.00
	686 x 1981 x 35mm (2' 3" x 6' 6")	59804	59812	65004	65012	£392.00	59904	59912	65088	65096	£313.00	59920	59928	65104	65112	£351.00	59968	£344.00
	926 x 2040 x 40mm Standard Metric	59805	59813	65005	65013	£426.00	59905	59913	65089	65097	£325.00	59921	59929	65105	65113	£392.00	59969	£354.00
	826 x 2040 x 40mm Standard Metric	59806	59814	65006	65014	£408.00	59906	59914	65090	65098	£319.00	59922	59930	65106	65114	£364.00	59970	£348.00
	726 x 2040 x 40mm Standard Metric	59807	59815	65007	65015	£392.00	59907	59915	65091	65099	£313.00	59923	59931	65107	65115	£351.00	59971	£344.00
	626 x 2040 x 40mm Standard Metric	59808	59816	65008	65016	£392.00	59908	59916	65092	65100	£313.00	59924	59932	65108	65116	£351.00	59972	£344.00

OPTION PLUS

Options can be ordered on all doors where suitable.

- Non standard sizes
- Factory priming (face only)
- White factory paint finishing (textured door faces only)
- Factory machining for hinges and/or latches
- Supply and fit standard interior latches or a lock

- FD30 options available on half and 6 light glazed doors. Please see page 74 for pricing and further information.

Items shown highlighted are available on a reduced leadtime.





Manhattan 6 light clear glazed

- Bold and impressive – the Manhattan door will add style to any home.
- The fresh and bright design of the Manhattan range brings light and style to any room.
- Clean and simple line designs give a modern finish to this cost effective professionally glazed door.
- Chrome and white effect leading available on all square top designs, arch tops are available with white leading only.
- Single pane glazing with paper wrapped MDF or timber glazing cassette (at our option).
- Glazing bar effect created using white or chrome effect decorative leading.
- Clear glass toughened to BS EN 12600.
- Textured or smooth moulded panel facings.
- White base coated faces.
- For door pairs, see page 69.
- Option Plus factory servicing is available, see page 74 for details.



Interior glazed moulded options



Design code: M4M



Design code: M6M



Design code: M6E



Design code: M6G



Design code: M6H



Design code: M4G

- A range of factory fabricated, fully glazed openings are available, as illustrated.
- FD30 Fire doors are BWF Certifire approved.
- The range meets all the necessary fire requirements of the building regulations.
- For price and availability please contact our sales office.
- Now available as non fire rated Safe 'N' Sound doors.

- Door designs shown are available as Safe 'N' Sound and FD30 fire doors.
- Primed timber glazing cassette.
- Glazed FD30 Fire doors are supplied with clear unwired fire rated glass fitted. Wired options also available.
- Textured or smooth moulded panel facings.
- White base coated faces.
- FD60 fire doors available for M4M, M6M & M4G designs.



All fireshield FD30 and firemaster FD60 fire doors are third party certified within the BWF Certifire Scheme. This means that every fire door is monitored and recorded throughout the production process, to arrive with the end user fully performance rated.

An important feature of the scheme is the unique BWF Certifire label. Designed to be tamper proof, this enables the door to be identified easily once installed.

In addition, detailed information is supplied with each door, to assist installation.

Apertures should not be cut in fire doors on site. By doing so performance in a fire situation can become seriously impaired, and the original door certification is invalidated.

Premdor moulded skin fireshield FD30 and firemaster FD60 fire doors are compliant with British Standard testing and supported under audit by the BWF/Certifire accreditation scheme. This scope of approval includes glazed designs.

Fireshield doors are glazed to ensure performance integrity in a fire situation. Unglazed fire doors are not available.

OPTION PLUS

FACTORY SUPPLIED

Options can be ordered on all doors where suitable.

- Non standard sizes
- Factory priming (face only)
- White factory paint finishing (face only)
- Factory machining for hinges and/or latches

- Supply and fit standard interior latches or lock
- Supply and fit intumescent seals to Fire doors

Please see page 74 for further information.

Please note that these options may not be available with some moulded panel

door sizes, due to technical limitations.

Fireshield doors are only available glazed to ensure performance integrity in a fire situation. Prices available on application.



Moulded door general specification

Door thickness

Imperial doors: 35mm (1³/₈").

Metric doors: 40mm.

Fireshield doors: 44mm (1³/₈").

Firemaster doors: 54mm (2¹/₈").

Modification

Doors are not suitable for rebating to form a pair. Fire doors must not be trimmed on top edge, and only up to 5mm on bottom edge and 3mm on stiles. Other doors can be trimmed by up to a maximum of 5mm off any edge.

Glazing

Non fire rated glazed doors are supplied with glass toughened to the requirements of BS EN 12600 and tested to BS EN 12150.

Door finishing

Moulded panel doors are suitable for paint finish only. Door faces are supplied with a white base coat ready for on site finishing. Base coat and priming does not seal the door fully against moisture penetration on site. For more details, please see page 74.

Touch up paint

43075 - Cans

Lock block location

The lock block position is **880mm** from the top of the door to the top of the lock block. The lock block is **360mm** long.

Bi-fold doors

Bi-fold doors have the moulded panel design on both sides and are suitable for use as room dividers or wardrobe doors. The doors are supplied pre-hinged with running gear included. Door sizes shown are nominal, with actual dimensions slightly smaller to allow for door gear and clearance.

Standard core

Economy core specification, with **single lock block**, for light duty applications.

Semi-solid core

Semi-solid doors are made with additional core components giving a heavier feel to the door.

Safe 'N' Sound

A solid core specification, in a standard thickness door, offering a substantial feel.

Fire door core

Moulded fire doors are constructed using a high density extruded chipboard panel within a timber frame.



Masonite® horizontal 4 line



Fire doors

Premdor fireshield FD30 fire doors are compliant with British Standards and the BWF Certifire Scheme. See relevant data sheet for more details if required.



Fireshield doors are rated FD30 when hung in appropriate frame with intumescent strips in jambs and head, or top and long edges of the door. Glazed Fireshield doors are supplied with clear (unwired) fire rated glass as standard.



Firemaster doors are rated FD60 when hung in appropriate frame with intumescent strips in jambs and head, or top and long edges of door.



Fire Aperture Service Team

Apertures to fire doors may only be added retrospectively by Premdor or by Premdor appointed "FAST" licensed fabricators, operating as members of the BWF/CERTIFIRE scheme. Modifications made outside of this scheme will invalidate the product certification.

Location and contact details of "FAST" licensees available on request.

Optional Premdor aperture details are shown on pages 32 and 68.

Building regulations (England & Wales)

Moulded doors are offered fully compliant with Building Regulations where applicable.



Fire safety: Standard doors are tested to BS476 Part 22 and certified for use meeting Approved Document B.



Mobility: The range includes size options and designs suitable for use under Approved Document M.



Acoustics: FD30 fire doors have demonstrated a sound reduction value of up to 30Rw dB, which can assist in meeting the requirements needed for flat entrance systems against Approved Document E.

In all cases doors require to be hung appropriately, in a suitable frame with fitted perimeter seals and compliant hardware. Please contact Premdor for details.

Scottish and Northern Irish Regulations may also be applicable on a Regional basis and doors are similarly compliant.



Guarantees

Guaranteed for ten years against manufacturing defects.

Guarantees are subject to the products being treated in accordance with Premdor's instructions for storage, handling, installation, maintenance and use and exclude ironmongery where applicable. Failure to follow these instructions may invalidate your guarantee. This does not affect your statutory rights.

For storage, handling, installation and maintenance information, please see page 41.



Environmental policy

Moulded standard core doors are environmentally third party certified FSC®. (Excludes 5 panel smooth doors).



Semi-solid core, Safe 'N' Sound and Fireshield doors are all environmentally third party certified PEFC. (Excludes 5 panel smooth doors).

Our largest manufacturing and central warehouse facility in the UK is located at Barnsley and has been independently accredited to meet the requirements of the environmental management standard ISO 14001.

All of our timber based material suppliers are obligated to ensure that, as a minimum, wood is sourced in accordance with local legal forestry and logging controls, and is EUTR compliant. The majority of timber used in Premdor manufactured products is certified under FSC, PEFC, MTCC, CSA or SFI approval. These schemes are recognised under guidance issued by the Government's Central Point of Expertise on Timber (CPET), ensuring credible environmental control.

Relevant products are marked with the icon shown, based on information correct at time of printing.



Product availability

All items shown tint flashed are normally available ex-stock.



Items shown highlighted are available on a reduced leadtime.

Ordering

Door prices exclude ironmongery and frames. Except where stated, doors supplied will require on site decoration. When ordering always state product codes. All prices exclude VAT. Specifications may vary at our option.

Trademarks

Safe 'N' Sound, Fireshield and Firemaster are all Premdor trademarks.

Interior timber doors



4 panel
Shaker oak



4 panel Shaker
oak glazed



Somerset
oak 4 panel



Somerset
oak 6 panel



Somerset oak
Country



Somerset oak
2 light glazed



Somerset oak
8 light glazed



Wessex oak
Louis



Wessex oak
2 panel



Wessex oak
4 panel



Wessex oak
2 light glazed



Wessex oak
6 light glazed



Wessex oak
Riviera



Wessex oak
8 light glazed



Clear pine
Victorian 4 panel



Clear pine
Colonial 6 panel



Clear pine
Country



Clear pine
Country
half light glazed



Clear pine Victorian
2 light glazed



Clear pine
8 light clear glazed

Shaker oak

The simple lines of the Shaker oak range offer a style that is both effective and refreshing. Offered as a 4 panel door and a matching glazed option, a FD30 fire door is also available. All shaker Oak doors are supplied unfinished ready for on site decoration.

Somerset oak

All Somerset oak range doors are unfinished offering the flexibility of onsite finishing with lacquer or stain. All glazing is factory fitted, featuring safety toughened, clear bevel edged panes. Where a timber boarded aesthetic is desired, the range has been extended to cover this option, using the Country design.

Wessex oak

The handsome Wessex oak range is highlighted by the deep grain of the natural oak appearance. Constructed from engineered timber components, feature panels are raised and fielded and set off by a planted perimeter bead section. Clear glazed bevel edge glass door options complete the package. Supplied unfinished, ready for on-site decoration with laquer or stain.

Pine

Supplied unfinished ready for onsite decoration, Pine doors are manufactured using dowel and glued construction from clear pine and over-veneered solid timber components. Glazing is factory fitted.

General product specification guidance for this range can be referred to on page 41.

Interior shaker oak

Shaker oak



4 panel
shaker oak

4 panel shaker
oak glazed

- The simple styling of the shaker oak door is both contemporary and refreshing.
- Invest in Shaker oak doors to add both quality and value to a home.
- Premium quality with toughened paint and peel glass for ease of decoration.
- Available as a 30 minute fire door to complement the range.
- High quality oak veneered feature doors.
- Manufactured using solid timber components for additional stability.
- Unfinished, ready for finishing on site with lacquer or stain finish.
- Clear glass toughened to the requirements of BS EN 12600.
- Paint and peel glass.
- Full FSC® chain of custody certification.

Standard Core	4 panel shaker oak		4 panel shaker oak glazed	
Standard Door Size	Code	Price	Code	Price
838 x 1981 x 35mm (2' 9" x 6' 6")	63970	£184.00	63990	£231.00
762 x 1981 x 35mm (2' 6" x 6' 6")	63971	£184.00	63991	£231.00
686 x 1981 x 35mm (2' 3" x 6' 6")	63972	£184.00	63992	£231.00

Fireshield FD30	Code	Price
838 x 1981 x 44mm (2' 9" x 6' 6")	■ 63980	£344.00
762 x 1981 x 44mm (2' 6" x 6' 6")	■ 63981	£344.00

■ Fireshield FD30 fire rated.



Interior somerset oak

- Somerset oak doors are supplied unfinished offering the flexibility of on-site finishing with lacquer or stain.
- All glazing is factory fitted, featuring safety toughened, clear bevel edged panes.
- A premium oak door with full FSC® chain of custody at an affordable price.
- Both traditional and contemporary designs available to suit any home.
- High quality oak veneered feature doors.
- Manufactured using solid timber components for additional stability.
- Raised and fielded panels with timber and face veneer construction.
- Clear glass toughened to the requirements of BS EN 12600.
- Paint and peel glass.
- Full FSC® chain of custody certification.



Somerset oak 4 panel



Somerset oak
4 panel



Somerset oak
6 panel



Somerset oak
Country



Somerset oak
2 light glazed



Somerset oak
8 light glazed

Standard Core	Somerset oak 4 panel		Somerset oak 6 panel		Somerset oak country		Somerset oak 2 light glazed		Somerset oak 8 light glazed	
Standard Door Size	Code	Price	Code	Price	Code	Price	Code	Price	Code	Price
838 x 1981 x 35mm (2' 9" x 6' 6")	45851	£146.00	45951	£146.00	45771	£155.00	45861	£192.00	63861	£268.00
762 x 1981 x 35mm (2' 6" x 6' 6")	45853	£146.00	45953	£146.00	45773	£155.00	45863	£192.00	63863	£263.00
686 x 1981 x 35mm (2' 3" x 6' 6")	45854	£146.00	45954	£146.00	45774	£155.00	45864	£192.00	63864	£263.00
610 x 1981 x 35mm (2' 0" x 6' 6")	45855 ²	£146.00								

Fireshield FD30	Code	Price	Code	Price	Code	Price
838 x 1981 x 44mm (2' 9" x 6' 6")	■ 45856	£326.00	■ 45955	£326.00	■ 45775	£326.00
762 x 1981 x 44mm (2' 6" x 6' 6")	■ 45857	£326.00	■ 45956	£326.00	■ 45776	£326.00

■ Fireshield FD30 fire rated.

² Two panels only.



Interior wessex oak

Wessex oak 4 panel



- The handsome Wessex range has the enhanced deep grain features of natural oak.
- Constructed from engineered timber components feature panels are raised and fielded and set off by a planted perimeter bead section. Clear glazed bevel edge glass door options complete the package.
- Framed raised panels provide a enhanced deep look and feel.
- Toughened paint and peel glass for ease of decoration.
- Entire range comes with the assurance of full FSC® chain of custody certification.
 - Natural figured oak graining.
 - Supplied unfinished ready for finishing on site with lacquer or stain finish.
 - Classic bevelled edge safety toughened glazing on all glazed options.
 - Clear glass toughened to the requirements of BS EN 12600.
 - Full range available from stock.
 - Fire door options available.



Wessex oak 2 panel



Wessex oak Louis



Wessex oak 4 panel



Wessex oak
2 light glazed



Wessex oak
6 light glazed



Wessex oak
8 light glazed



Wessex oak
Riviera

Standard Core	Wessex oak 2 panel		Wessex oak Louis		Wessex oak 4 panel		Wessex oak 2 light glazed		Wessex oak 6 light glazed		Wessex oak Riviera		Wessex oak 8 light glazed	
Door Size	Code	Price	Code	Price	Code	Price	Code	Price	Code	Price	Code	Price	Code	Price
838 x 1981 x 35mm (2' 9" x 6' 6")	48833	£166.00	48870	£166.00	48828	£166.00	48841	£218.00	48845	£300.00	48880	£307.00	48837	£300.00
762 x 1981 x 35mm (2' 6" x 6' 6")	48835	£166.00	48872	£166.00	48830	£166.00	48843	£218.00	48847	£300.00	48882	£307.00	48839	£300.00
686 x 1981 x 35mm (2' 3" x 6' 6")	48836	£166.00	48873	£166.00	48831	£166.00	48844	£218.00	48848	£300.00	48883	£307.00	48840	£300.00
610 x 1981 x 35mm (2' 0" x 6' 6")	48832	£166.00												

Fireshield FD30						
Door Size	Code	Price	Code	Price	Code	Price
838 x 1981 x 44mm (2' 9" X 6' 6")	48849	£344.00	48874	£344.00	48851	£344.00
762 x 1981 x 44mm (2' 6" X 6' 6")	48850	£344.00	48875	£344.00	48852	£344.00



■ Fireshield FD30 fire rated.



Interior clear pine

Clear pine Country



- A cost effective, knot free, traditionally constructed timber door available from stock.
- A flexible solution that is suitable for either paint or stain finishing.
- A choice of designs to suit both modern new builds and more traditional refurbishments.
- Pine doors come in a variety of popular styles and sizes.
 - Manufactured from unfinished clear pine and over-veneered timber components.
 - All glazed designs are toughened to the requirements of BS EN 12600.
 - Suitable for on site stain or paint finishing.
 - Guaranteed for two years against manufacturing defects.
 - Full range available from stock.



Clear pine Victorian
4 panel



Clear pine Colonial
6 panel



Clear pine Country



Clear pine Country half
light etched glazed



Clear pine Victorian
2 light frosted glazed



Clear pine
8 light clear
bevelled glazed

Standard Core	Clear pine Victorian 4 panel		Clear pine Colonial 6 panel		Clear pine Country		Clear pine Country half light etched glazed		Clear pine Victorian 2 light frosted glazed		Clear pine 8 light clear bevelled glazed	
Standard Door Size	Code	Price	Code	Price	Code	Price	Code	Price	Code	Price	Code	Price
838 x 1981 x 35mm (2' 9" x 6' 6")	01823	£145.00	01828	£145.00	01730	£189.00	01735	£351.00	01790	£225.00	01884	£351.00
762 x 1981 x 35mm (2' 6" x 6' 6")	01821	£141.00	01826	£141.00	01732	£189.00	01737	£343.00	01791	£209.00	01886	£343.00
686 x 1981 x 35mm (2' 3" x 6' 6")	01825	£141.00	01830	£141.00	01733	£189.00	01738	£343.00	01792	£209.00	01887	£343.00
610 x 1981 x 35mm (2' 0" x 6' 6")	01824	£141.00	01829	£141.00	01734	£189.00						
711 x 1981 x 35mm (2' 4" x 6' 6")	01871	£135.00										



Timber door general specification

Door thickness

Imperial doors: 35mm ($1\frac{3}{8}$ ")
or 44mm ($1\frac{3}{4}$ ").

Metric doors: 40mm
(except Pine doors).

Fireshield doors: 44mm ($1\frac{3}{4}$ ").

Timber doors can be trimmed by
up to 5mm off any edge.

Door finishing

Wessex, Somerset oak, Shaker oak and
Pine doors are supplied unfinished and
ready for finishing on site, with paint,
lacquer or stain finish.

Pairs

Single doors featuring bevel edged
or decorative glass should be hung
selectively to ensure fully matched
glazing if used as pairs. For door pairs,
see page 69.

Options

Please note that Option Plus servicing is
not available on timber doors.

Timber doors are not available for use as
SpeedSet or SoundSecure doorsets.



Environmental policy

All Wessex oak, Somerset
oak, and Shaker oak are
environmentally third party
certified FSC®.



Guarantees

Guaranteed for ten years
against manufacturing defects
apart from all Pine doors which are
guaranteed for two years.



Guarantees are subject to
the products being treated in
accordance with Premdor's
instructions for storage,
handling, installation, maintenance
and use and exclude ironmongery
where applicable. Failure to follow
these instructions may invalidate your
guarantee. This does not affect your
statutory rights.



Product availability

All items shown **tint flashed** are
normally available ex-stock.

Ordering

Door prices exclude ironmongery
and frames. Except where stated,
doors supplied will require on site
finishing. When ordering always state
product codes. All prices exclude VAT.
Specifications may vary at our option.

Trademarks

Somerset oak is a Premdor trademark.



In order to gain the full benefits of Premdor's product guarantees and prolong life,
it is essential that the following guidelines are adhered to.

Storage and handling

Doors should be stored and handled
as prescribed in the BS Code of Practice
BS 8000 Part 5 1990.

Doors should be laid flat and kept dry and
clean inside any polythene packaging until
immediately before painting/staining. Do
not store or install in an area which may be
subject to extremes of temperature. Use a
dry, well ventilated building, in areas which
have not been recently plastered.

It is essential that precautions are taken
where there is a risk of moisture content
build up. Particular care is needed in
centrally heated or air conditioned buildings.
Premdor must be informed at the time
of tender and order whenever doors are
needed for such buildings.
The testing and rapid switching on and
off of heating during the construction is
detrimental to joinery.

When stacking doors it is essential that at
least 3 load bearers are located along the
door length to evenly distribute weight and
avoid damage.

Doors should not be exposed to sunlight
since natural shading or fading might occur.
It is important that any packaging material
(shrink wrap etc.) is left on
the door for as long as is practically
possible to avoid damage to door surfaces.
This is particularly relevant to fully finished
products.

Installation

**Doors should be fitted as prescribed
in the BS Code of Practice BS 8000 Part
5 1990.**

It is essential that doors be fully sealed and
any air gaps plugged, immediately after
delivery. They should be sealed and knotted
and primed on both faces and all four
edges, and should then be fully finished,
preferably before installation. Edges of flush
doors with lacquer finish should be sealed
and if any surface is subsequently cut, it
should be primed or lacquered before the
door is fixed into position. This particularly
applies when end grain is exposed.

It is essential that if the preservative seal
is broken in any way (e.g. trimmed, drilled
or cut for letter box, hinges etc.) then any
such exposed area should be preservative
treated, painted/stained.

If, when installing doors, a reduction in
overall size is required, it is important that
equal amounts are taken from opposite
edges. Allowable trim dimensions available
on request.

When fitting locks and latches in doors,
it is important to ensure that the
construction and performance of the door
is not
adversely affected.

If a mortice lock is to be fitted, it must not
be located opposite the mid rail of the door.
Letterplates, locks etc. should be installed
prior to the door being hung.

For lightweight interior doors use 1 pair
3" hinges. If the weight of the interior
door exceeds 20kg, or if the door is to be
hung between areas with different humidity
levels, then 1½ pairs of hinges are required.

Fire doors must be installed in accordance
with Certifire instructions that are provided
with each door.

Factory finished products

Coated surfaces require regular
maintenance and cleaning at least
annually to remove surface pollution.
Some 'chalking' of the finish may
occur over time due to natural
erosion of the microporous paint film.
This does not detract from the systems
protective performance.

On occasion timber products may
exude resin after installation. Typically,
if resin is present this 'bleeding' cannot
be prevented.

Discolouration can occur which will require
attention and maintenance to retain the
aesthetics and integrity of the coating. Resin
exudation is excluded from our performance
guarantee.

Exposure conditions can vary significantly
according to location. South facing
elevations and coastal sites will reduce
to some extent the finish life to first
maintenance. Our guarantees are intended
to cover reasonable average
UK conditions.

Finishing

Decoration should be carried out in
accordance with BS 6150: 1991 and
BS 8000 Part 5: 1990.

Products must be clean and dry prior to
finishing, having a moisture content which is
no greater than the average for the intended
location. Always follow the instructions
provided with the stain or paint which is to
be applied.

It is important that the finishing system
is balanced by equal application to both
sides at the same time to ensure that an
imbalance of moisture does not occur,
particularly in the decoration of doors.

The complete surface area should be fully
treated with topcoat paint or stain prior to
installation. To ensure adequate coverage
at least three coats of topcoat paint/stain
needs to be applied. All edges, rebates for
glazing and any areas which have been cut,
drilled, etc must be fully painted/ stained to
the same standard as the rest of the door.

Premdor has no control over customer
applied finishes of doors and therefore
cannot accept any claims for problems of
any type relating to customer finishing of
the doors.


Maintenance

At annual intervals or more frequently
if necessary, inspect and lubricate all
ironmongery, hinges, pivoting and
sliding parts.

Please note

Finger-jointed materials may be used in
manufacture, enhancing product stability.

Interior flush doors



Veneer Match

Veneer Match is a brand new range of real wood veneered doors designed to eliminate the inconsistencies that can occur in grain pattern and colour. Ideal for corridor locations or any situation where consistency is paramount, each Veneer Match door offers uniformity of colour and grain pattern. Available in Oak, Ash and Walnut colours.

Innova™

Innova™ doors are faced with panel effect veneers inlaid with real wood in a one panel design. Inlays are as follows: White oak is inlaid with Bubinga and Ash inlaid with American Walnut. Door faces are fully finished with a hard wearing lacquer to give a smooth, wipe clean surface.

Veneer Plus & Veneer

Natural wood veneers offer a luxury appearance from a cost effective flush door specification.

Veneer range door faces are fully face lacquered in clear satin finish. Vertical door edges feature timber lippings to complement the choice of either dark or light hardwood. Core options include certified fire doors.

For an enhanced weight door, offering a really robust feel and higher level of acoustic performance in use, Veneer Plus doors are the solution. This offers a solid core as standard within a 35mm door thickness.

Horizontal veneers, duo veneers and inlay options complete an expanded veneer plus range.

Foil & Foil Plus

Authentic appearance wood grain effect faces from our foil range require no further decoration. Matching appearance between doors is guaranteed. Clean lines make these products a popular choice for modern interiors with fire doors and standard glazed options available to ensure Building Regulation compliance.

For a more premium grade foil, foil plus doors offer an authentic grain appearance and solid core construction.

The HD oak door is a high durability laminate door manufactured using the latest innovative surface technology.

Paint Grade

The Popular paint grade door is ideal for basic applications, offering a timber veneered face surface ready for preparation, site priming and paint decoration. Popular paint grade doors are now available with PEFC chain of custody. Paint grade plus and high gloss paint grade doors complete this comprehensive offer.



Interior oak veneer match



- Our new Veneer Match range offers a true veneer consistency of grain pattern and colour between each and every door.
- Ideal for corridor locations or any situation where a consistent appearance is essential.
- Made from real wood veneers and available in Oak, Ash and Walnut colours.
- Solid core construction and an improved smooth lacquer finish makes Veneer Match the obvious choice for quality and uniformity.
- Supplied with PEFC chain of custody.
- Solid core, 30 & 60 minute fire doors and framed 30 minute fire doors options available.
- Clear and Wired 16G Glazed doors fire doors available. For other glazing options see page 68.
- 35mm solid core construction offers added strength and acoustic barrier capabilities compared with a standard core construction.
- Choose Veneer Match when the variation that can occur with our standard veneer products needs to be eliminated.

Standard Door Size	Oak Veneer Match		Ash Veneer Match		Walnut Veneer Match	
	Code	Price	Code	Price	Code	Price
Solid Core	864 x 1981 x 35mm (2' 10" x 6' 6")	58677 £119.00	61777 £119.00	62577 £156.00		
	838 x 1981 x 35mm (2' 9" x 6' 6")	58614 £98.00	61714 £98.00	62514 £135.00		
	813 x 2032 x 35mm (2' 8" x 6' 8")	58669 £98.00	61769 £98.00	62569 £135.00		
	762 x 1981 x 35mm (2' 6" x 6' 6")	58611 £96.00	61711 £96.00	62511 £128.00		
	711 x 1981 x 35mm (2' 4" x 6' 6")	58662 £96.00	61762 £96.00	62562 £128.00		
	686 x 1981 x 35mm (2' 3" x 6' 6")	58616 £96.00	61716 £96.00	62516 £128.00		
	610 x 1981 x 35mm (2' 0" x 6' 6")	58617 £96.00	61717 £96.00	62517 £128.00		
	533 x 1981 x 35mm (1' 9" x 6' 6")	58618 £96.00	61718 £96.00	62518 £128.00		
	457 x 1981 x 35mm (1' 6" x 6' 6")	58619 £96.00	61719 £96.00	62519 £128.00		
	926 x 2040 x 40mm Standard Metric	58629 £119.00	61729 £119.00	62529 £156.00		
	826 x 2040 x 40mm Standard Metric	58638 £98.00	61738 £98.00	62538 £135.00		
	726 x 2040 x 40mm Standard Metric	58637 £96.00	61737 £96.00	62537 £128.00		
	626 x 2040 x 40mm Standard Metric	58636 £96.00	61736 £96.00	62536 £128.00		
	526 x 2040 x 40mm Standard Metric	58635 £96.00	61735 £96.00	62535 £128.00		
	426 x 2040 x 40mm Standard Metric	58634 £96.00	61734 £96.00	62534 £128.00		
Fireshield FD30	914 x 1981 x 44mm (3' 0" x 6' 6")	58078 £154.00	61878 £154.00	62678 £285.00		
	864 x 1981 x 44mm (2' 10" x 6' 6")	58077 £154.00	61877 £154.00	62677 £285.00		
	838 x 1981 x 44mm (2' 9" x 6' 6")	58014 £127.00	61814 £127.00	62614 £224.00		
	813 x 2032 x 44mm (2' 8" x 6' 8")	58069 £127.00	61869 £127.00	62669 £224.00		
	762 x 1981 x 44mm (2' 6" x 6' 6")	58011 £122.00	61811 £122.00	62611 £217.00		
	711 x 1981 x 44mm (2' 4" x 6' 6")	58062 £122.00	61862 £122.00	62662 £217.00		
	686 x 1981 x 44mm (2' 3" x 6' 6")	58016 £122.00	61816 £122.00	62616 £217.00		
	610 x 1981 x 44mm (2' 0" x 6' 6")	58017 £122.00	61817 £122.00	62617 £217.00		
	533 x 1981 x 44mm (1' 9" x 6' 6")	58018 £122.00	61818 £122.00	62618 £217.00		
	457 x 1981 x 44mm (1' 6" x 6' 6")	58019 £122.00	61819 £122.00	62619 £217.00		
	926 x 2040 x 44mm Standard Metric	58029 £154.00	61829 £154.00	62629 £285.00		
	826 x 2040 x 44mm Standard Metric	58038 £127.00	61838 £127.00	62638 £224.00		
	726 x 2040 x 44mm Standard Metric	58037 £122.00	61837 £122.00	62637 £217.00		
	626 x 2040 x 44mm Standard Metric	58036 £122.00	61836 £122.00	62636 £217.00		
	526 x 2040 x 44mm Standard Metric	58035 £122.00	61835 £122.00	62635 £217.00		
	426 x 2040 x 44mm Standard Metric	58034 £122.00	61834 £122.00	62634 £217.00		
Fireshield FD30 Framed Construction	864 x 1981 x 44mm (2' 10" x 6' 6")	58777 £170.00	62377 £170.00	62777 £314.00		
	838 x 1981 x 44mm (2' 9" x 6' 6")	58714 £140.00	62314 £140.00	62714 £247.00		
	813 x 2032 x 44mm (2' 8" x 6' 8")	58769 £140.00	62369 £140.00	62769 £247.00		
	762 x 1981 x 44mm (2' 6" x 6' 6")	58711 £135.00	62311 £135.00	62711 £239.00		
	711 x 1981 x 44mm (2' 4" x 6' 6")	58762 £135.00	62362 £135.00	62762 £239.00		
	686 x 1981 x 44mm (2' 3" x 6' 6")	58716 £135.00	62316 £135.00	62716 £239.00		
	610 x 1981 x 44mm (2' 0" x 6' 6")	58717 £135.00	62317 £135.00	62717 £239.00		
	533 x 1981 x 44mm (1' 9" x 6' 6")	58718 £135.00	62318 £135.00	62718 £239.00		
	457 x 1981 x 44mm (1' 6" x 6' 6")	58719 £135.00	62319 £135.00	62719 £239.00		
	926 x 2040 x 44mm Standard Metric	58729 £170.00	62329 £170.00	62729 £314.00		
	826 x 2040 x 44mm Standard Metric	58738 £140.00	62338 £140.00	62738 £247.00		
	726 x 2040 x 44mm Standard Metric	58737 £135.00	62337 £135.00	62737 £239.00		
	626 x 2040 x 44mm Standard Metric	58736 £135.00	62336 £135.00	62736 £239.00		
	526 x 2040 x 44mm Standard Metric	58735 £135.00	62335 £135.00	62735 £239.00		
Firemaster FD60	838 x 1981 x 54mm (2' 9" x 6' 6")	61314 £281.00	62414 £281.00	64014 £391.00		
	813 x 2032 x 54mm (2' 8" x 6' 8")	61369 £281.00	62469 £281.00	64069 £391.00		
	762 x 1981 x 54mm (2' 6" x 6' 6")	61311 £266.00	62411 £266.00	64011 £369.00		
	686 x 1981 x 54mm (2' 3" x 6' 6")	61316 £266.00	62416 £266.00	64016 £369.00		
	926 x 2040 x 54mm Standard Metric	61329 £303.00	62429 £303.00	64029 £423.00		
	826 x 2040 x 54mm Standard Metric	61338 £281.00	62438 £281.00	64038 £391.00		
	726 x 2040 x 54mm Standard Metric	61337 £266.00	62437 £266.00	64037 £369.00		
	626 x 2040 x 54mm Standard Metric	61336 £266.00	62436 £266.00	64036 £369.00		

Standard Door Size	Oak Veneer Match 16G Clear Glazed		Oak Veneer Match 16G Wired Glazed		Ash Veneer Match 16G Clear Glazed		Ash Veneer Match 16G Wired Glazed	
	Code	Price	Code	Price	Code	Price	Code	Price
Fireshield FD30	838 x 1981 x 44mm (2' 9" x 6' 6")	66212 £294.00	66216 248.00	66201 £294.00	66206 £248.00			
	762 x 1981 x 44mm (2' 6" x 6' 6")	66211 £289.00	66215 243.00	66201 £289.00	66205 £243.00			
	926 x 2040 x 44mm Standard Metric	66214 £321.00	66217 275.00	66204 £321.00	66207 £275.00			
	826 x 2040 x 44mm Standard Metric	66213 £294.00	66218 248.00	66203 £294.00	66208 £248.00			



OPTION Plus

FACTORY SUPPLIED

Options can be ordered on all doors where suitable.

• Factory machining for hinges and/or latches.

• Supply and fit standard interior latches or lock.

• Supply and fit intumescent seals to Fire doors.

Please see page 74 for further information.

■ Fireshield FD30 fire rated.

■ Firemaster FD60 fire rated.



VeneerMatch

True veneer consistency - for every door



Oak veneer match



Ash veneer match



Walnut veneer match



Oak veneer match
16G Glazed



Ash veneer match
16G Glazed

Interior Innova™

Innova™ White oak veneer



- Innova™ – the original and still the best – for real innovation in your flush door selection.
- Solid core construction gives additional strength and sound reducing properties to this premium specification door.
- The finest quality inlaid veneers create an exclusive look for when a touch of luxury is required.
- The individual appearance of the real wood veneers are ideal for modern flats and apartment buildings.
- Supplied with PEFC chain of custody as standard.
- The luxury appearance of our Innova™ doors enhances both commercial decor and home living environments.
- Simple hardwood inlays highlight the cross grained rail features and the aesthetic quality of this door.
- Stile and rail effect veneer faced flush doors.
- Inlaid real wood panel designs: Ash inlaid with American Walnut; White oak inlaid with Bubinga.
- Fully face lacquered.
- Timber edge lipped stiles.
- Fire door options available.
- Option Plus and factory servicing is available, see page 74 for details.



Innova™
Ash veneer

Innova™
White oak veneer

	Standard Door Size	Innova™ Ash veneer		Innova™ White oak veneer	
		Code	Price	Code	Price
Solid Core	838 x 1981 x 35mm (2' 9" x 6' 6")	93714	£192.00	95314	£192.00
	762 x 1981 x 35mm (2' 6" x 6' 6")	93711	£187.00	95311	£187.00
	686 x 1981 x 35mm (2' 3" x 6' 6")	93716	£187.00	95316	£187.00
	610 x 1981 x 35mm (2' 0" x 6' 6")	93717	£187.00	95317	£187.00
	926 x 2040 x 40mm Standard Metric	93729	£196.00	95329	£196.00
	826 x 2040 x 40mm Standard Metric	93738	£192.00	95338	£192.00
	726 x 2040 x 40mm Standard Metric	93737	£187.00	95337	£187.00
	626 x 2040 x 40mm Standard Metric	93736	£187.00	95336	£187.00
Fireshield FD30	838 x 1981 x 44mm (2' 9" x 6' 6")	93814	£237.00	91014	£237.00
	762 x 1981 x 44mm (2' 6" x 6' 6")	93811	£235.00	91011	£235.00
	686 x 1981 x 44mm (2' 3" x 6' 6")	93816	£235.00	91016	£235.00
	610 x 1981 x 44mm (2' 0" x 6' 6")	93817	£235.00	91017	£235.00
	926 x 2040 x 44mm Standard Metric	93829	£243.00	91029	£243.00
	826 x 2040 x 44mm Standard Metric	93838	£237.00	91038	£237.00
	726 x 2040 x 44mm Standard Metric	93837	£235.00	91037	£235.00
	626 x 2040 x 44mm Standard Metric	93836	£235.00	91036	£235.00

OPTION PLUS

Options can be ordered on all doors where suitable.

- Factory machining for hinges and/or latches.

- Supply and fit standard interior latches or lock.

- Supply and fit intumescent seals to Fire doors.

Please see page 74 for further information.

■ Fireshield FD30 fire rated.



Ash inlaid with American Walnut



White oak inlaid with Bubinga



Interior flush veneer plus

- Our highest specification standard thickness veneered flush door manufactured with a solid core.
- As a solid core specification veneer plus weighs in at more than twice the weight of a 'hollow' standard veneered door, giving a much sturdier feel to the door.
- Stylish designs are ideal for modern new build developments.
- Solid core constructions provides enhanced quality.
- Supplied with PEFC chain of custody as standard, excludes Firemaster.
- Suited to the discerning specifier seeking a high quality veneered door.
- The 35mm solid core construction offers added strength and durability when compared to the usual light duty construction of most domestic flush doors.
- Veneer plus is ideal for environments where enhanced noise control and a little added door muscle can make all the difference.
- Lipped edge and inlay options now available.
- Improved acoustic barrier capabilities for when enhanced sound proofing is desired. Please contact Premdor for details.
- For door pairs, see page 69.



White oak veneer plus



White oak lipped 4 edge veneer plus



White oak 2 stile veneer plus



Walnut 2 stile veneer plus

	Standard Door Size	White oak veneer plus		White oak lipped 4 edge veneer plus		White oak 2 stile veneer plus		Walnut 2 stile veneer plus	
		Code	Price	Code	Price	Code	Price	Code	Price
Solid Core	864 x 1981 x 35mm (2' 10" x 6' 6")	15408	£132.00	69377	£164.00	43600	£174.00	43700	£218.00
	838 x 1981 x 35mm (2' 9" x 6' 6")	15407	£109.00	69314	£141.00	43601	£172.00	43701	£215.00
	813 x 2032 x 35mm (2' 8" x 6' 8")	15406	£109.00	69339	£141.00	43602	£172.00	43702	£215.00
	762 x 1981 x 35mm (2' 6" x 6' 6")	15405	£105.00	69311	£137.00	43603	£168.00	43703	£210.00
	686 x 1981 x 35mm (2' 3" x 6' 6")	15404	£105.00	69316	£137.00	43604	£168.00	43704	£210.00
	610 x 1981 x 35mm (2' 0" x 6' 6")	15403	£105.00	69317	£137.00	43605	£168.00	43705	£210.00
	533 x 1981 x 35mm (1' 9" x 6' 6")	15402	£105.00	69318	£137.00	—	—	—	—
	457 x 1981 x 35mm (1' 6" x 6' 6")	15401	£105.00	69319	£137.00	—	—	—	—
Fireshield FD30	381 x 1981 x 35mm (1' 3" x 6' 6")	15400	£105.00	69320	£137.00	—	—	—	—
	914 x 1981 x 44mm (3' 0" x 6' 6")	25378	£154.00	69455	£186.00	—	—	—	—
	864 x 1981 x 44mm (2' 10" x 6' 6")	25377	£154.00	69477	£186.00	43620	£212.00	43720	£265.00
	838 x 1981 x 44mm (2' 9" x 6' 6")	25314	£127.00	69414	£159.00	43621	£208.00	43721	£261.00
	813 x 2032 x 44mm (2' 8" x 6' 8")	25369	£127.00	69439	£159.00	43622	£208.00	43722	£261.00
	762 x 1981 x 44mm (2' 6" x 6' 6")	25311	£122.00	69411	£155.00	43623	£205.00	43723	£257.00
	711 x 1981 x 44mm (2' 4" x 6' 6")	25362	£122.00	69415	£155.00	—	—	—	—
	686 x 1981 x 44mm (2' 3" x 6' 6")	25316	£122.00	69416	£155.00	43624	£205.00	43724	£257.00
	610 x 1981 x 44mm (2' 0" x 6' 6")	25363	£122.00	69417	£155.00	43625	£205.00	43725	£257.00
	533 x 1981 x 44mm (1' 9" x 6' 6")	25318	£122.00	69418	£155.00	—	—	—	—
	457 x 1981 x 44mm (1' 6" x 6' 6")	25319	£122.00	69419	£155.00	—	—	—	—
	926 x 2040 x 44mm Standard Metric	25329	£154.00	—	—	—	—	—	—
Firemaster FD60	826 x 2040 x 44mm Standard Metric	25338	£127.00	—	—	—	—	—	—
	726 x 2040 x 44mm Standard Metric	25337	£122.00	—	—	—	—	—	—
	626 x 2040 x 44mm Standard Metric	25336	£122.00	—	—	—	—	—	—
	526 x 2040 x 44mm Standard Metric	25335	£122.00	—	—	—	—	—	—
	426 x 2040 x 44mm Standard Metric	25334	£122.00	—	—	—	—	—	—
	838 x 1981 x 54mm (2' 9" x 6' 6")	10914	£295.00	—	—	43631	£360.00	43731	£450.00
	813 x 2032 x 54mm (2' 8" x 6' 8")	10939	£295.00	—	—	43632	£360.00	43732	£450.00
	762 x 1981 x 54mm (2' 6" x 6' 6")	10911	£280.00	—	—	43633	£344.00	43733	£430.00
	686 x 1981 x 54mm (2' 3" x 6' 6")	10916	£280.00	—	—	43634	£344.00	43734	£430.00
	926 x 2040 x 54mm Standard Metric	10929	£318.00	—	—	—	—	—	—
Firemaster FD60	826 x 2040 x 54mm Standard Metric	10938	£295.00	—	—	—	—	—	—
	726 x 2040 x 54mm Standard Metric	10937	£280.00	—	—	—	—	—	—
	626 x 2040 x 54mm Standard Metric	10936	£280.00	—	—	—	—	—	—

OPTION PLUS

Options can be ordered on all doors where suitable.

Please check availability of new products prior to ordering.

- Non-standard sizes (excludes 2 stile designs).
- Factory glazing (excludes 2 stile designs).
- Factory machining for hinges and /or latches.
- Supply and fit standard interior latches or lock.

- Supply and fit intumescent seals to Fire doors.

Please see page 74 for further information.

■ Fireshield FD30 fire rated.

■ Firemaster FD60 fire rated.

Items shown highlighted are available on a reduced leadtime.



PEFC does not apply to the Firemaster range





Inlay options



Design 2L

Design 3L

Design 3LC

Design 5L

- Customise your door with a choice of classic or modern inlay designs.
- Our veneer plus white oak and white oak lipped 4 edge range is available with a choice of inlay options. Doors are inlaid with a sapele effect inset, please specify the design style when ordering.

White oak inlay	
Code	Price
Design 2L	£46.00
Design 3L	£51.00
Design 3LC	£73.00
Design 5L	£51.00

How to order

Please specify the design style code when ordering with your oak veneer plus door.

For total price, add the price of your chosen inlay option to the price of your door.

Interior flush veneer plus

- Latest veneer designs available in two distinctive line styles, and popular horizontal options.
- The oak duo combines two of the most popular veneer types in a single door, White oak and Walnut.
- Simple designs which provide a contemporary finish for high quality domestic situations.
- Glazed fire door options allow for a professional, high end commercial finish. See page 68.
- Supplied with PEFC chain of custody as standard, excludes Firemaster.
- Suited to the discerning specifier seeking a high quality veneered door.
- The 35mm solid core construction offers added strength and durability when compared to the usual light duty construction of most domestic flush doors.
- Veneer plus is ideal for environments where enhanced noise control and a little added door muscle can make all the difference.
- Improved acoustic barrier capabilities for when enhanced sound proofing is desired. Please contact Premdor for details.
- Clear glass toughened to BS EN 12600.
- For door pairs, see page 69.



White oak horizontal veneer plus



Walnut horizontal veneer plus



Oak veneer plus duo single line



Oak veneer plus duo double line




Oak veneer plus duo single line – glazed



Oak veneer plus duo double line – glazed

Standard Door Size		White oak horizontal veneer plus		Walnut horizontal veneer plus		Oak veneer plus duo single line		Oak veneer plus duo double line		Oak veneer plus duo single line – glazed		Oak veneer plus duo double line – glazed	
		Code	Price	Code	Price	Code	Price	Code	Price	Code	Price	Code	Price
Solid Core	864 x 1981 x 35mm (2' 10" x 6' 6")	67477	£158.00	67777	£174.00	68677	£174.00	68977	£174.00	69500	£483.00	69507	£483.00
	838 x 1981 x 35mm (2' 9" x 6' 6")	67414	£144.00	67714	£172.00	68614	£172.00	68914	£172.00	69501	£480.00	69508	£480.00
	813 x 2032 x 35mm (2' 8" x 6' 8")	67439	£144.00	67739	£172.00	68639	£172.00	68939	£172.00	69502	£480.00	69509	£480.00
	762 x 1981 x 35mm (2' 6" x 6' 6")	67411	£141.00	67711	£168.00	68611	£168.00	68911	£168.00	69503	£477.00	69510	£477.00
	686 x 1981 x 35mm (2' 3" x 6' 6")	67416	£141.00	67716	£168.00	68616	£168.00	68916	£168.00	69504	£477.00	69511	£477.00
	610 x 1981 x 35mm (2' 0" x 6' 6")	67417	£141.00	67717	£168.00	68617	£168.00	68917	£168.00	69506	£477.00	69512	£477.00
Fireshield FD30	864 x 1981 x 44mm (2' 10" x 6' 6")	67577	£181.00	67877	£212.00	68777	£212.00	69177	£212.00				
	838 x 1981 x 44mm (2' 9" x 6' 6")	67514	£165.00	67814	£208.00	68714	£208.00	69114	£208.00				
	813 x 2032 x 44mm (2' 8" x 6' 8")	67539	£165.00	67839	£208.00	68739	£208.00	69139	£208.00				
	762 x 1981 x 44mm (2' 6" x 6' 6")	67511	£162.00	67811	£205.00	68711	£205.00	69111	£205.00				
	686 x 1981 x 44mm (2' 3" x 6' 6")	67516	£162.00	67816	£205.00	68716	£205.00	69116	£205.00				
	610 x 1981 x 44mm (2' 0" x 6' 6")	67517	£162.00	67817	£205.00	68717	£205.00	69117	£205.00				
Firemaster FD60	838 x 1981 x 54mm (2' 9" x 6' 6")	67614	£321.00	67914	£360.00	68814	£360.00	69214	£360.00				
	813 x 2032 x 54mm (2' 8" x 6' 8")	67639	£321.00	67939	£360.00	68839	£360.00	69239	£360.00				
	762 x 1981 x 54mm (2' 6" x 6' 6")	67611	£305.00	67911	£344.00	68811	£344.00	69211	£344.00				
	686 x 1981 x 54mm (2' 3" x 6' 6")	67616	£305.00	67916	£344.00	68816	£344.00	69216	£344.00				





Glazed fire door options available see page 68.

OPTION PLUS

Options can be ordered on all doors where suitable.

Please check availability of new products prior to ordering.

- Factory glazing.

- Factory machining for hinges and/or latches.

- Supply and fit standard interior latches or lock.

- Supply and fit intumescent seals to Fire doors.

Please see page 74 for further information.

- Fireshield FD30 fire rated.

- Firemaster FD60 fire rated.

Items shown highlighted are available on a reduced leadtime.



PEFC does not apply to the Firemaster range.



Veneer plus duo double line



Veneer plus duo double line glazed

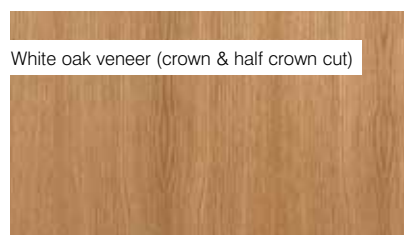


Interior flush veneer

- Veneered flush doors have high quality natural timber veneers, laid over and concealing the timber edge lippings.
- Factory lacquer gives a superior finish.
- A wide selection of veneer types is available to suit every style of home.
- Traditional real wood veneers provide a quality and individual appearance.
- Supplied with PEFC chain of custody as standard.
- Natural wood veneer, timber edge lippings over-veneered as standard.
- Fully face lacquered for a quality appearance.
- The widest range including crown and half crown cut veneer options on Ash and White oak.
- Fire doors meet the sound insulation requirements of Building Regulation Part E for entrance doors, provided installation criteria are adhered to.
- Other sizes are also available. Please contact your distributor for more information.
- Option Plus and factory servicing is available, see page 74 for details.
- Wide range of factory glazed fire door designs available, see page 68.
- For door pairs, see page 69.
- All veneers are natural products and some variation should be expected.
- Matching veneers are available. Contact the sales office.
- Framed construction Fireshield doors now available.



	Standard Door Size	White oak veneer		Koto veneer		North American Maple veneer	
		Code	Price	Code	Price	Code	Price
Standard Core	864 x 1981 x 35mm (2' 10" x 6' 6")	15377	£119.00	18477	£95.00	19077	£156.00
	838 x 1981 x 35mm (2' 9" x 6' 6")	15314	£98.00	18414	£79.00	19014	£135.00
	813 x 2032 x 35mm (2' 8" x 6' 8")	15339	£98.00	18439	£79.00	19039	£135.00
	762 x 1981 x 35mm (2' 6" x 6' 6")	15311	£96.00	18411	£75.00	19011	£128.00
	711 x 1981 x 35mm (2' 4" x 6' 6")	15315	£96.00	18415	£75.00	19015	£128.00
	686 x 1981 x 35mm (2' 3" x 6' 6")	15316	£96.00	18416	£75.00	19016	£128.00
	610 x 1981 x 35mm (2' 0" x 6' 6")	15317	£96.00	18417	£75.00	19017	£128.00
	533 x 1981 x 35mm (1' 9" x 6' 6")	15318	£96.00	18418	£75.00	19018	£128.00
	457 x 1981 x 35mm (1' 6" x 6' 6")	15319	£96.00	18419	£75.00	19019	£128.00
	926 x 2040 x 40mm Standard Metric	15329	£119.00	18429	£95.00	19029	£156.00
	826 x 2040 x 40mm Standard Metric	15338	£98.00	18438	£79.00	19038	£135.00
	726 x 2040 x 40mm Standard Metric	15337	£96.00	18437	£75.00	19037	£128.00
	626 x 2040 x 40mm Standard Metric	15336	£96.00	18436	£75.00	19036	£128.00
	526 x 2040 x 40mm Standard Metric	15335	£96.00	18435	£75.00	19035	£128.00
	426 x 2040 x 40mm Standard Metric	15334	£96.00	18434	£75.00	19034	£128.00
Fireshield FD30	914 x 1981 x 44mm (3' 0" x 6' 6")	25378	£154.00	29478	£127.00	19178	£285.00
	864 x 1981 x 44mm (2' 10" x 6' 6")	25377	£154.00	29477	£127.00	19177	£285.00
	838 x 1981 x 44mm (2' 9" x 6' 6")	25314	£127.00	29414	£108.00	19114	£224.00
	813 x 2032 x 44mm (2' 8" x 6' 8")	25369	£127.00	29469	£108.00	19139	£224.00
	762 x 1981 x 44mm (2' 6" x 6' 6")	25311	£122.00	29411	£105.00	19111	£217.00
	711 x 1981 x 44mm (2' 4" x 6' 6")	25362	£122.00	29462	£105.00	19115	£217.00
	686 x 1981 x 44mm (2' 3" x 6' 6")	25316	£122.00	29416	£105.00	19116	£217.00
	610 x 1981 x 44mm (2' 0" x 6' 6")	25363	£122.00	29417	£105.00	19117	£217.00
	533 x 1981 x 44mm (1' 9" x 6' 6")	25318	£122.00	29418	£105.00	19118	£217.00
	457 x 1981 x 44mm (1' 6" x 6' 6")	25319	£122.00	29419	£105.00	19119	£217.00
	926 x 2040 x 44mm Standard Metric	25329	£154.00	29429	£127.00	19129	£285.00
	826 x 2040 x 44mm Standard Metric	25338	£127.00	29438	£108.00	19138	£224.00
	726 x 2040 x 44mm Standard Metric	25337	£122.00	29437	£105.00	19137	£217.00
	626 x 2040 x 44mm Standard Metric	25336	£122.00	29436	£105.00	19136	£217.00
	526 x 2040 x 44mm Standard Metric	25335	£122.00	29435	£105.00	19135	£217.00
	426 x 2040 x 44mm Standard Metric	25334	£122.00	29434	£105.00	19134	£217.00
Fireshield FD30 Framed Construction	864 x 1981 x 44mm (2' 10" x 6' 6")	81514	£170.00	81349	£141.00	81384	£314.00
	838 x 1981 x 44mm (2' 9" x 6' 6")	81513	£140.00	81348	£119.00	81383	£247.00
	813 x 2032 x 44mm (2' 8" x 6' 8")	81511	£140.00	81346	£119.00	81381	£247.00
	762 x 1981 x 44mm (2' 6" x 6' 6")	81510	£135.00	81345	£116.00	81380	£239.00
	711 x 1981 x 44mm (2' 4" x 6' 6")	81508	£135.00	81343	£116.00	81378	£239.00
	686 x 1981 x 44mm (2' 3" x 6' 6")	81507	£135.00	81342	£116.00	81377	£239.00
	610 x 1981 x 44mm (2' 0" x 6' 6")	81505	£135.00	81340	£116.00	81375	£239.00
	533 x 1981 x 44mm (1' 9" x 6' 6")	81504	£135.00	81339	£116.00	81374	£239.00
	457 x 1981 x 44mm (1' 6" x 6' 6")	81502	£135.00	81337	£116.00	81372	£239.00
	926 x 2040 x 44mm Standard Metric	81515	£170.00	81350	£141.00	81385	£314.00
	826 x 2040 x 44mm Standard Metric	81512	£140.00	81347	£119.00	81382	£247.00
	726 x 2040 x 44mm Standard Metric	81509	£135.00	81344	£116.00	81379	£239.00
	626 x 2040 x 44mm Standard Metric	81506	£135.00	81341	£116.00	81376	£239.00
	526 x 2040 x 44mm Standard Metric	81503	£135.00	81338	£116.00	81373	£239.00
	426 x 2040 x 44mm Standard Metric	81501	£135.00	81336	£116.00	81371	£239.00
Firemaster FD60	838 x 1981 x 54mm (2' 9" x 6' 6")	10914	£281.00	18014	£261.00	11614	£391.00
	813 x 2032 x 54mm (2' 8" x 6' 8")	10939	£281.00	18039	£261.00	11639	£391.00
	762 x 1981 x 54mm (2' 6" x 6' 6")	10911	£266.00	18011	£242.00	11611	£369.00
	686 x 1981 x 54mm (2' 3" x 6' 6")	10916	£266.00	18016	£242.00	11616	£369.00
	926 x 2040 x 54mm Standard Metric	10929	£303.00	18029	£293.00	11629	£423.00
	826 x 2040 x 54mm Standard Metric	10938	£281.00	18038	£261.00	11638	£391.00
	726 x 2040 x 54mm Standard Metric	10937	£266.00	18037	£242.00	11637	£369.00
	626 x 2040 x 54mm Standard Metric	10936	£266.00	18036	£242.00	11636	£369.00



PEFC does not apply to the Firemaster range.



White oak veneer
(crown & half crown cut)



Koto veneer



North American
Maple veneer



White oak veneer

OPTION
FACTORY SUPPLIED **PLUS**

Options can be ordered on all doors where suitable. Please check availability of new products prior to ordering.

- Factory glazing.
- Factory machining for hinges and/or latches.

- Supply and fit standard interior latches or lock.
- Supply and fit intumescent seals to Fire doors. Please see page 74 for further information.

- Fireshield FD30 fire rated.
- Firemaster FD60 fire rated.




PEFC
CHAIN OF CUSTODY
AS STANDARD

Interior flush veneer

- When only natural timber veneers will do, Premdor veneered flush doors are a tried and tested classic.
- Veneer flush doors offer visual beauty and refinement of natural wood doors at a value price.
- A wide selection of veneer types available in both standard and fire rated doors.
- Supplied with PEFC chain of custody as standard.
- Natural wood veneer, which can compliment many colour schemes.
- The widest range including mobility and fire door options.
- Durador™ veneer offers a 'lacquered plywood' look, with no further face finishing required.
- Option Plus and factory servicing is available, see page 74 for details.
- Wide range of factory glazed fire door designs available, see page 68.
- For door pairs, see page 69.
- All veneers are natural products and some variation should be expected.
- Matching veneers are available. Contact the sales office.
- Framed construction Fireshield doors now available.



Standard Door Size		Walnut veneer		Anegre veneer		Durador™	
		Code	Price	Code	Price	Code	Price
Standard Core	864 x 1981 x 35mm (2' 10" x 6' 6")	12529	£156.00	15177	£101.00	16277	£95.00
	838 x 1981 x 35mm (2' 9" x 6' 6")	12528	£135.00	15114	£85.00	16214	£79.00
	813 x 2032 x 35mm (2' 8" x 6' 8")	12527	£135.00	15139	£85.00	16239	£79.00
	762 x 1981 x 35mm (2' 6" x 6' 6")	12526	£128.00	15111	£83.00	16211	£75.00
	711 x 1981 x 35mm (2' 4" x 6' 6")	12525	£128.00	15115	£83.00	16215	£75.00
	686 x 1981 x 35mm (2' 3" x 6' 6")	12524	£128.00	15116	£83.00	16216	£75.00
	610 x 1981 x 35mm (2' 0" x 6' 6")	12523	£128.00	15117	£83.00	16217	£75.00
	533 x 1981 x 35mm (1' 9" x 6' 6")	12522	£128.00	15118	£83.00	16218	£75.00
	457 x 1981 x 35mm (1' 6" x 6' 6")	12521	£128.00	15119	£83.00	16219	£75.00
	926 x 2040 x 40mm Standard Metric	12535	£156.00	15129	£101.00	16229	£95.00
	826 x 2040 x 40mm Standard Metric	12534	£135.00	15138	£85.00	16238	£79.00
	726 x 2040 x 40mm Standard Metric	12533	£128.00	15137	£83.00	16237	£75.00
	626 x 2040 x 40mm Standard Metric	12532	£128.00	15136	£83.00	16236	£75.00
	526 x 2040 x 40mm Standard Metric	12531	£128.00	15135	£83.00	16235	£75.00
	426 x 2040 x 40mm Standard Metric	12530	£128.00	15134	£83.00	16234	£75.00
Fireshield FD30	914 x 1981 x 44mm (3' 0" x 6' 6")	12566	£285.00	129878	£143.00	126178	£127.00
	864 x 1981 x 44mm (2' 10" x 6' 6")	12564	£285.00	129877	£143.00	126177	£127.00
	838 x 1981 x 44mm (2' 9" x 6' 6")	12563	£224.00	129814	£120.00	126114	£108.00
	813 x 2032 x 44mm (2' 8" x 6' 8")	12561	£224.00	129869	£120.00	126139	£108.00
	762 x 1981 x 44mm (2' 6" x 6' 6")	12560	£217.00	129811	£116.00	126111	£105.00
	711 x 1981 x 44mm (2' 4" x 6' 6")	12558	£217.00	129862	£116.00	126115	£105.00
	686 x 1981 x 44mm (2' 3" x 6' 6")	12557	£217.00	129816	£116.00	126116	£105.00
	610 x 1981 x 44mm (2' 0" x 6' 6")	12555	£217.00	129817	£116.00	126117	£105.00
	533 x 1981 x 44mm (1' 9" x 6' 6")	12554	£217.00	129818	£116.00	126118	£105.00
	457 x 1981 x 44mm (1' 6" x 6' 6")	12552	£217.00	129819	£116.00	126119	£105.00
	926 x 2040 x 44mm Standard Metric	12565	£285.00	129829	£143.00	126129	£127.00
	826 x 2040 x 44mm Standard Metric	12562	£224.00	129838	£120.00	126138	£108.00
	726 x 2040 x 44mm Standard Metric	12559	£217.00	129837	£116.00	126137	£105.00
	626 x 2040 x 44mm Standard Metric	12556	£217.00	129836	£116.00	126136	£105.00
	526 x 2040 x 44mm Standard Metric	12553	£217.00	129835	£116.00	126135	£105.00
	426 x 2040 x 44mm Standard Metric	12551	£217.00	129834	£116.00	126134	£105.00
Fireshield FD30 Framed Construction	864 x 1981 x 44mm (2' 10" x 6' 6")	12585	£314.00	1281166	£157.00	-	-
	838 x 1981 x 44mm (2' 9" x 6' 6")	12584	£247.00	1281165	£133.00	-	-
	813 x 2032 x 44mm (2' 8" x 6' 8")	12582	£247.00	1281163	£133.00	-	-
	762 x 1981 x 44mm (2' 6" x 6' 6")	12581	£239.00	1281162	£127.00	-	-
	711 x 1981 x 44mm (2' 4" x 6' 6")	12579	£239.00	1281160	£127.00	-	-
	686 x 1981 x 44mm (2' 3" x 6' 6")	12578	£239.00	1281159	£127.00	-	-
	610 x 1981 x 44mm (2' 0" x 6' 6")	12576	£239.00	1281157	£127.00	-	-
	533 x 1981 x 44mm (1' 9" x 6' 6")	12575	£239.00	1281156	£127.00	-	-
	457 x 1981 x 44mm (1' 6" x 6' 6")	12573	£239.00	1281154	£127.00	-	-
	926 x 2040 x 44mm Standard Metric	12586	£314.00	1281167	£157.00	-	-
	826 x 2040 x 44mm Standard Metric	12583	£247.00	1281164	£133.00	-	-
	726 x 2040 x 44mm Standard Metric	12580	£239.00	1281161	£127.00	-	-
	626 x 2040 x 44mm Standard Metric	12577	£239.00	1281158	£127.00	-	-
	526 x 2040 x 44mm Standard Metric	12574	£239.00	1281155	£127.00	-	-
	426 x 2040 x 44mm Standard Metric	12572	£239.00	1281153	£127.00	-	-
Firemaster FD60	838 x 1981 x 54mm (2' 9" x 6' 6")	12573	£391.00	127914	£261.00	120714	£261.00
	813 x 2032 x 54mm (2' 8" x 6' 8")	12572	£391.00	127939	£261.00	120739	£261.00
	762 x 1981 x 54mm (2' 6" x 6' 6")	12571	£369.00	127911	£242.00	120711	£242.00
	686 x 1981 x 54mm (2' 3" x 6' 6")	12570	£369.00	127916	£242.00	120716	£242.00
	926 x 2040 x 54mm Standard Metric	12587	£423.00	127929	£293.00	120729	£293.00
	826 x 2040 x 54mm Standard Metric	12586	£391.00	127938	£261.00	120738	£261.00
	726 x 2040 x 54mm Standard Metric	12585	£369.00	127937	£242.00	120737	£242.00
	626 x 2040 x 54mm Standard Metric	12584	£369.00	127936	£242.00	120736	£242.00



PEFC does not apply to Durador and Firemaster ranges.



Walnut veneer



Anegre veneer



Durador™



Walnut veneer

OPTION
FACTORY SUPPLIED **PLUS**

Options can be ordered on all doors where suitable. Please check availability of new products prior to ordering.

- Factory glazing.
- Factory machining for hinges and/or latches.

- Supply and fit standard interior latches or lock.
- Supply and fit intumescent seals to Fire doors. Please see page 74 for further information.

- Fireshield FD30 fire rated.
- Firemaster FD60 fire rated.




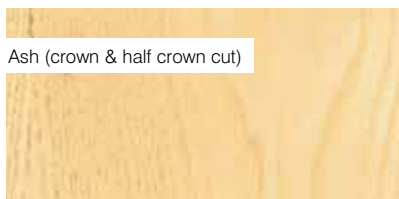
PEFC
CHAIN OF CUSTODY
AS STANDARD

Interior flush veneer

- The attractive appearance of a traditional wood faced flush door remains a popular and practical choice.
- For replacement use or high quality new build applications wood veneered doors offer an established and 'no fuss' design solution.
- Door faces are fully factory lacquered and veneered edge to edge, masking the applied vertical edge lippings and presenting a clean smooth appearance, with the unique natural shade and grain variations of hardwood.
- Use veneered doors to create a co-ordinated wood ambience in your home.
- Supplied with PEFC Chain of Custody as standard.
- Select from a wide range of veneer options, to complement all types of project.
- Temperate grown timbers from Europe and North America are included in the range alongside cost effective alternatives from established and controlled tropical sources.
- Option Plus and factory servicing is available, see page 74 for details.
- All veneers are natural products and some variation should be expected.
- Wide range of factory glazed fire door designs available, see page 68.
- For door pairs, see page 69.
- Matching veneers are available. Contact the sales office.
- New framed construction Fireshield doors now available.



Standard Door Size	Ash veneer		Sapele veneer		Steamed Beech veneer	
	Code	Price	Code	Price	Code	Price
Standard Core	864 x 1981 x 35mm (2' 10" x 6' 6")	17077 £119.00	18177 £95.00	10777 £124.00		
	838 x 1981 x 35mm (2' 9" x 6' 6")	17014 £98.00	18114 £79.00	10714 £108.00		
	813 x 2032 x 35mm (2' 8" x 6' 8")	17039 £98.00	18139 £79.00	10739 £108.00		
	762 x 1981 x 35mm (2' 6" x 6' 6")	17011 £96.00	18111 £75.00	10711 £105.00		
	711 x 1981 x 35mm (2' 4" x 6' 6")	17015 £96.00	18115 £75.00	10715 £105.00		
	686 x 1981 x 35mm (2' 3" x 6' 6")	17016 £96.00	18116 £75.00	10716 £105.00		
	610 x 1981 x 35mm (2' 0" x 6' 6")	17017 £96.00	18117 £75.00	10717 £105.00		
	533 x 1981 x 35mm (1' 9" x 6' 6")	17018 £96.00	18118 £75.00	10718 £105.00		
	457 x 1981 x 35mm (1' 6" x 6' 6")	17019 £96.00	18119 £75.00	10719 £105.00		
	381 x 1981 x 35mm (1' 3" x 6' 6")	-	18120 £75.00	-		
	926 x 2040 x 40mm Standard Metric	17029 £119.00	18129 £95.00	10729 £124.00		
	826 x 2040 x 40mm Standard Metric	17038 £98.00	18138 £79.00	10738 £108.00		
Fireshield FD30	726 x 2040 x 40mm Standard Metric	17037 £96.00	18137 £75.00	10737 £105.00		
	626 x 2040 x 40mm Standard Metric	17036 £96.00	18136 £75.00	10736 £105.00		
	526 x 2040 x 40mm Standard Metric	17035 £96.00	18135 £75.00	10735 £105.00		
	426 x 2040 x 40mm Standard Metric	17034 £96.00	18134 £75.00	10734 £105.00		
	914 x 1981 x 44mm (3' 0" x 6' 6")	27078 £154.00	29178 £127.00	10878 £165.00		
	864 x 1981 x 44mm (2' 10" x 6' 6")	27077 £154.00	29177 £127.00	10877 £165.00		
	838 x 1981 x 44mm (2' 9" x 6' 6")	27014 £127.00	29114 £108.00	10867 £139.00		
	813 x 2032 x 44mm (2' 8" x 6' 8")	27069 £127.00	29139 £108.00	10865 £139.00		
	762 x 1981 x 44mm (2' 6" x 6' 6")	27011 £122.00	29111 £108.00	10864 £134.00		
	711 x 1981 x 44mm (2' 4" x 6' 6")	27062 £122.00	29115 £105.00	10815 £134.00		
	686 x 1981 x 44mm (2' 3" x 6' 6")	27016 £122.00	29116 £105.00	10867 £134.00		
	610 x 1981 x 44mm (2' 0" x 6' 6")	27017 £122.00	29117 £105.00	10863 £134.00		
Fireshield FD30 Framed Construction	533 x 1981 x 44mm (1' 9" x 6' 6")	27018 £122.00	29118 £105.00	10818 £134.00		
	457 x 1981 x 44mm (1' 6" x 6' 6")	27019 £122.00	29119 £105.00	10819 £134.00		
	926 x 2040 x 44mm Standard Metric	27029 £154.00	29129 £105.00	10829 £165.00		
	826 x 2040 x 44mm Standard Metric	27038 £127.00	29138 £127.00	10838 £139.00		
	726 x 2040 x 44mm Standard Metric	27037 £122.00	29137 £105.00	10837 £134.00		
	626 x 2040 x 44mm Standard Metric	27036 £122.00	29136 £105.00	10836 £134.00		
	526 x 2040 x 44mm Standard Metric	27035 £122.00	29135 £105.00	10835 £134.00		
	426 x 2040 x 44mm Standard Metric	27034 £122.00	29134 £105.00	10834 £134.00		
	807 x 2000 x 44mm Standard Metric	-	29148 £108.00	-		
	864 x 1981 x 44mm (2' 10" x 6' 6")	81314 £170.00	81550 £141.00	81466 £182.00		
	838 x 1981 x 44mm (2' 9" x 6' 6")	81313 £140.00	81549 £119.00	81465 £153.00		
	813 x 2032 x 44mm (2' 8" x 6' 8")	81311 £140.00	81547 £119.00	81463 £153.00		
Firemaster FD60	762 x 1981 x 44mm (2' 6" x 6' 6")	81310 £135.00	81546 £116.00	81462 £148.00		
	711 x 1981 x 44mm (2' 4" x 6' 6")	81308 £135.00	81544 £116.00	81460 £148.00		
	686 x 1981 x 44mm (2' 3" x 6' 6")	81307 £135.00	81543 £116.00	81459 £148.00		
	610 x 1981 x 44mm (2' 0" x 6' 6")	81305 £135.00	81541 £116.00	81457 £148.00		
	533 x 1981 x 44mm (1' 9" x 6' 6")	81304 £135.00	81540 £116.00	81456 £148.00		
	457 x 1981 x 44mm (1' 6" x 6' 6")	81302 £135.00	81538 £116.00	81454 £148.00		
	926 x 2040 x 44mm Standard Metric	81315 £170.00	81551 £141.00	81467 £182.00		
	826 x 2040 x 44mm Standard Metric	81312 £140.00	81548 £119.00	81464 £153.00		
	726 x 2040 x 44mm Standard Metric	81309 £135.00	81545 £116.00	81461 £148.00		
	626 x 2040 x 44mm Standard Metric	81306 £135.00	81542 £116.00	81458 £148.00		
	526 x 2040 x 44mm Standard Metric	81303 £135.00	81539 £116.00	81455 £148.00		
	426 x 2040 x 44mm Standard Metric	81301 £135.00	81537 £116.00	81453 £148.00		



PEFC does not apply to the Firemaster range.



Ash veneer
(crown & half crown cut)



Sapele veneer



Steamed Beech veneer



Ash veneer

OPTION
FACTORY SUPPLIED **PLUS**

Options can be ordered on all doors where suitable.
Please check availability of new products prior to ordering.

- Factory glazing.
- Factory machining for hinges and/or latches.

- Supply and fit standard interior latches or lock.
 - Supply and fit intumescent seals to Fire doors.
- Please see page 74 for further information.
- Fireshield FD30 fire rated.
 - Firemaster FD60 fire rated.



PEFC
CHAIN OF CUSTODY
AS STANDARD

Interior HD oak

HD oak



- Our 'highest specification' door. The HD oak is a high durability laminate door manufactured using the latest innovative surface technology.
- Textured effect surfaces are realistic, warm and pleasant to touch.
- With greater durability and scratch resistance than a foil door with the guaranteed colour consistency compared to a veneered door.
- Three times the scratch and scrape resistance of a standard foil door and twice the scratch and scrape resistance of a veneered door.
- Supplied with PEFC chain of custody as standard.
 - Available in fully matched white oak finish.
 - Our most realistic authentic grain appearance.
 - Premium construction, combining a solid core as standard with a concealed lipping on two vertical edges.
 - Innovative manufacturing technology uses electron beam-curing acrylate resins.
 - For door pairs, see page 69.
 - Wide range of factory glazed fire door designs available, see page 68.



HD oak

	Standard Door Size	HD oak	
		Code	Price
Solid Core	864 x 1981 x 35mm (2' 10" x 6' 6")	68477	£93.00
	838 x 1981 x 35mm (2' 9" x 6' 6")	68414	£88.00
	813 x 2032 x 35mm (2' 8" x 6' 8")	68439	£88.00
	762 x 1981 x 35mm (2' 6" x 6' 6")	68411	£84.00
	686 x 1981 x 35mm (2' 3" x 6' 6")	68416	£84.00
	610 x 1981 x 35mm (2' 0" x 6' 6")	68417	£84.00
	533 x 1981 x 35mm (1' 9" x 6' 6")	68418	£84.00
	457 x 1981 x 35mm (1' 6" x 6' 6")	68419	£84.00
Fireshield FD30	864 x 1981 x 44mm (2' 10" x 6' 6")	68577	£118.00
	838 x 1981 x 44mm (2' 9" x 6' 6")	68514	£116.00
	813 x 2032 x 44mm (2' 8" x 6' 8")	68539	£116.00
	762 x 1981 x 44mm (2' 6" x 6' 6")	68511	£114.00
	686 x 1981 x 44mm (2' 3" x 6' 6")	68516	£114.00
	610 x 1981 x 44mm (2' 0" x 6' 6")	68517	£114.00



OPTION PLUS

Options can be ordered on all doors where suitable.

- Factory glazing.
- Factory machining for hinges and/or latches.

- Supply and fit standard interior latches or lock.
- Supply and fit intumescent seals to Fire doors.

Please see page 74 for further information.

- Fireshield FD30 fire rated.

Interior flush foil plus

- Foil plus flush doors combine state of the art reprographic technology suitable for modern new build or aspirational up grade use.
- Supplied in an enhanced solid core specification as standard, ensuring superior strength, operational robustness and noise reducing properties.
- The three dimensional wood grain appearance offers a superior finish compared with alternative foil doors, yet remains a cost effective alternative to authentic timber veneer.
- Supplied with PEFC chain of custody as standard.
- Premium grade foils provide enhanced appearance when compared with standard foil doors.
- An authentic natural grain appearance to complement timber or laminate flooring.
- Oak or Walnut options are fully matched, with ensured colour consistency and grained appearance.
- Vertical door edges have solid lippings.
- Full range available from stock.



Standard Door Size	Oak foil plus		Walnut foil plus	
	Code	Price	Code	Price
Solid Core	864 x 1981 x 35mm (2' 10" x 6' 6")	61007 £93.00	61057 £112.00	
	838 x 1981 x 35mm (2' 9" x 6' 6")	61006 £88.00	61056 £105.00	
	813 x 2032 x 35mm (2' 8" x 6' 8")	61005 £88.00	61055 £105.00	
	762 x 1981 x 35mm (2' 6" x 6' 6")	61004 £84.00	61054 £101.00	
	686 x 1981 x 35mm (2' 3" x 6' 6")	61003 £84.00	61053 £101.00	
	610 x 1981 x 35mm (2' 0" x 6' 6")	61002 £84.00	61052 £101.00	
	533 x 1981 x 35mm (1' 9" x 6' 6")	61001 £84.00	61051 £101.00	
	457 x 1981 x 35mm (1' 6" x 6' 6")	61000 £84.00	61050 £101.00	
	926 x 2040 x 40mm Standard Metric	61023 £93.00	61074 £112.00	
	826 x 2040 x 40mm Standard Metric	61022 £88.00	61073 £105.00	
Fireshield FD30	726 x 2040 x 40mm Standard Metric	61021 £84.00	61072 £101.00	
	626 x 2040 x 40mm Standard Metric	61020 £84.00	61071 £101.00	
	864 x 1981 x 44mm (2' 10" x 6' 6")	61085 £118.00	61106 £142.00	
	838 x 1981 x 44mm (2' 9" x 6' 6")	61084 £116.00	61105 £139.00	
	813 x 2032 x 44mm (2' 8" x 6' 8")	61083 £116.00	61104 £139.00	
	762 x 1981 x 44mm (2' 6" x 6' 6")	61082 £114.00	61103 £137.00	
	686 x 1981 x 44mm (2' 3" x 6' 6")	61081 £114.00	61102 £137.00	
	610 x 1981 x 44mm (2' 0" x 6' 6")	61080 £114.00	61101 £137.00	
	926 x 2040 x 44mm Standard Metric	61093 £118.00	61123 £142.00	
	826 x 2040 x 44mm Standard Metric	61092 £116.00	61122 £139.00	
	726 x 2040 x 44mm Standard Metric	61091 £114.00	61121 £137.00	
	626 x 2040 x 44mm Standard Metric	61090 £114.00	61120 £137.00	



Oak foil plus



Walnut foil plus

FOIL PLUS
PREMIUM DOORS

OPTION PLUS
FACTORY SUPPLIED

Options can be ordered on all doors where suitable.

- Factory glazing.
- Factory machining for hinges and/or latches.

- Supply and fit standard interior latches or lock.
 - Supply and fit intumescent seals to Fire doors.
- Please see page 74 for further information.
- Fireshield FD30 fire rated.



Interior flush foil

- Foil doors offer a guaranteed consistent colour and look, ideal for when an unvarying finish is essential.
- The cost effective choice, with the most popular sizes available from stock.
- Door faces are fully finished, durable and easy to clean.
- Matching FD30 fire door and glazed options are available.
- Supplied with PEFC chain of custody as standard.



- Foil doors offer clean lines and a modern wood grain appearance.
- Doors are consistent in colour and shade, with easily matched, non fade faces to co-ordinate with flooring and furnishings.
- Clear glass toughened to BS EN 12600.
- White foil doors have solid core construction as standard and a high gloss finish.
- Chrome glazing bar creates the half light and full light designs.
- Wide range of factory glazed fire door designs available, see page 68.
- Option Plus and factory servicing is available, see page 74 for details.

Standard Door Size		White foil		Ash foil		Beech foil		Oak foil	
		Code	Price	Code	Price	Code	Price	Code	Price
Standard Core	864 x 1981 x 35mm (2' 10" x 6' 6")	68077	£102.00	50851	£70.00	50861	£70.00	50871	£70.00
	838 x 1981 x 35mm (2' 9" x 6' 6")	68014	£97.00	50852	£62.00	50862	£62.00	50872	£62.00
	813 x 2032 x 35mm (2' 8" x 6' 8")	68039	£97.00	—	—	—	—	—	—
	762 x 1981 x 35mm (2' 6" x 6' 6")	68011	£94.00	50853	£61.00	50863	£61.00	50873	£61.00
	686 x 1981 x 35mm (2' 3" x 6' 6")	68016	£94.00	50854	£61.00	50864	£61.00	50874	£61.00
	610 x 1981 x 35mm (2' 0" x 6' 6")	68017	£94.00	50855	£61.00	50865	£61.00	50875	£61.00
	533 x 1981 x 35mm (1' 9" x 6' 6")	68018	£94.00	50893	£61.00	50895	£61.00	50897	£61.00
	457 x 1981 x 35mm (1' 6" x 6' 6")	68019	£94.00	50894	£61.00	50896	£61.00	50898	£61.00
	926 x 2040 x 40mm Standard Metric	—	—	51051	£70.00	51061	£70.00	51071	£70.00
	826 x 2040 x 40mm Standard Metric	—	—	51052	£62.00	51062	£62.00	51072	£62.00
	726 x 2040 x 40mm Standard Metric	—	—	51053	£61.00	51063	£61.00	51073	£61.00
	626 x 2040 x 40mm Standard Metric	—	—	51054	£61.00	51064	£61.00	51074	£61.00
	526 x 2040 x 40mm Standard Metric	—	—	51055	£61.00	51065	£61.00	51075	£61.00
Fireshield FD30	864 x 1981 x 44mm (2' 10" x 6' 6")	68177	£130.00	50856	£107.00	50866	£107.00	50876	£107.00
	838 x 1981 x 44mm (2' 9" x 6' 6")	68114	£128.00	50857	£98.00	50867	£98.00	50877	£98.00
	813 x 2032 x 35mm (2' 8" x 6' 8")	68139	£128.00	—	—	—	—	—	—
	762 x 1981 x 44mm (2' 6" x 6' 6")	68111	£125.00	50858	£95.00	50868	£95.00	50878	£95.00
	686 x 1981 x 44mm (2' 3" x 6' 6")	68116	£125.00	50859	£95.00	50869	£95.00	50879	£95.00
	610 x 1981 x 44mm (2' 0" x 6' 6")	68117	£125.00	50860	£95.00	50870	£95.00	50880	£95.00
	926 x 2040 x 44mm Standard Metric	—	—	51056	£107.00	51066	£107.00	51076	£107.00
	826 x 2040 x 44mm Standard Metric	—	—	51057	£98.00	51067	£98.00	51077	£98.00
	726 x 2040 x 44mm Standard Metric	—	—	51058	£95.00	51068	£95.00	51078	£95.00
	626 x 2040 x 44mm Standard Metric	—	—	51059	£95.00	51069	£95.00	51079	£95.00
	526 x 2040 x 44mm Standard Metric	—	—	51050	£95.00	51099	£95.00	51100	£95.00

* All White foil doors are solid core construction.

Standard Door Size		Ash foil half light glazed		Beech foil half light glazed		Oak foil half light glazed		Ash foil full light glazed		Beech foil full light glazed		Oak foil full light glazed	
		Code	Price	Code	Price	Code	Price	Code	Price	Code	Price	Code	Price
Standard Core	838 x 1981 x 35mm (2' 9" x 6' 6")	69601	£177.00	69605	£177.00	69609	£177.00	69613	£218.00	69617	£218.00	69621	£218.00
	762 x 1981 x 35mm (2' 6" x 6' 6")	69600	£172.00	69604	£172.00	69608	£172.00	69612	£210.00	69616	£210.00	69620	£210.00
	826 x 2040 x 40mm Standard Metric	69602	£177.00	69606	£177.00	69610	£177.00	69614	£218.00	69618	£218.00	69622	£218.00
	726 x 2040 x 40mm Standard Metric	69603	£172.00	69607	£172.00	69611	£172.00	69615	£210.00	69619	£210.00	69623	£210.00



White foil door edge detail



White foil protective film coating

OPTION Plus

Options can be ordered on all doors where suitable.

- Factory glazing.
- Factory machining for hinges and/or latches.
- Supply and fit standard interior latches or lock.

- Supply and fit intumescent seals to Fire doors. Please see page 74 for further information.
- Fireshield FD30 fire rated.





Ash foil
half light glazed



Beech foil
half light glazed



Oak foil
half light glazed



Ash foil
full light glazed



Beech foil
full light glazed



Oak foil
full light glazed



White foil

Interior flush paint grade plus

- Door faces are factory pre-primed to reduce decoration time and site cost. The surface is dense and very smooth, making it the perfect choice if easy on-site finishing is essential.
- Lipped version available for when lippings are essential to the specification.
- PEFC chain of custody certification.
- Where a simple or minimalistic door appearance is required or necessary, a trouble-free paint grade flush product remains the popular choice.
- Paint grade plus offers real value and a cost effective solution where the contract budget or time is tight.
- Door faces are factory pre-primed to reduce decoration time and site cost. The surface is dense and very smooth, making it the perfect choice if easy on-site finishing is essential (on lipped doors the lippings are supplied un-primed and require preparation and finishing on site).
- Full PEFC chain of custody certification is standard making this door ideal for when contractual environmental statutes or compliance exists. Excludes Firemaster doors.
- Smooth, high density faces ensure that paint grade plus doors have the optimum base for a high quality painted finish.
- Doors are available in a lipped or unlipped specification.
- For door pairs, see page 69.



PAINTGRADE PLUS
ENVIRONMENTALLY FRIENDLY PREMIUM FINISH

OPTION PLUS
FACTORY SUPPLIED

Options can be ordered on all doors where suitable.

Please check availability of new products prior to ordering.

• Factory glazing.

• Factory machining for hinges and/or latches.

• Supply and fit standard interior latches or lock.

• Supply and fit intumescent seals to Fire doors.

Please see page 74 for further information.

■ Fireshield FD30 fire rated.

■ Firemaster FD60 fire rated.

	Standard Door Size	Paint grade plus		Lipped paint grade plus	
		Code	Price	Code	Price
Standard Core	864 x 1981 x 35mm (2' 10" x 6' 6")	13177	£48.00	35777	£57.00
	838 x 1981 x 35mm (2' 9" x 6' 6")	13114	£36.00	35714	£53.00
	813 x 2032 x 35mm (2' 8" x 6' 8")	13139	£36.00	35739	£53.00
	762 x 1981 x 35mm (2' 6" x 6' 6")	13111	£35.00	35711	£51.00
	711 x 1981 x 35mm (2' 4" x 6' 6")	13115	£35.00	35715	£51.00
	686 x 1981 x 35mm (2' 3" x 6' 6")	13116	£35.00	35716	£51.00
	610 x 1981 x 35mm (2' 0" x 6' 6")	13117	£35.00	35717	£51.00
	533 x 1981 x 35mm (1' 9" x 6' 6")	13118	£35.00	35718	£51.00
	457 x 1981 x 35mm (1' 6" x 6' 6")	13119	£35.00	35719	£51.00
	381 x 1981 x 35mm (1' 3" x 6' 6")	13120	£35.00	35720	£51.00
	610 x 1829 x 35mm (2' 0" x 6' 0")	13124	£35.00	35724	£51.00
	926 x 2040 x 40mm Standard Metric	13129	£48.00	35731	£57.00
	826 x 2040 x 40mm Standard Metric	13138	£36.00	35738	£53.00
	726 x 2040 x 40mm Standard Metric	13137	£35.00	35737	£51.00
	626 x 2040 x 40mm Standard Metric	13136	£35.00	35736	£51.00
	526 x 2040 x 40mm Standard Metric	13135	£37.00	35735	£51.00
Fireshield FD30	914 x 1981 x 44mm (3' 0" x 6' 6")	■ 23155	£90.00	■ 36955	£92.00
	864 x 1981 x 44mm (2' 10" x 6' 6")	■ 23177	£90.00	■ 36977	£92.00
	838 x 1981 x 44mm (2' 9" x 6' 6")	■ 23114	£71.00	■ 36914	£74.00
	813 x 2032 x 44mm (2' 8" x 6' 8")	■ 23139	£71.00	■ 36939	£74.00
	762 x 1981 x 44mm (2' 6" x 6' 6")	■ 23111	£70.00	■ 36911	£72.00
	711 x 1981 x 44mm (2' 4" x 6' 6")	■ 23115	£70.00	■ 36967	£72.00
	686 x 1981 x 44mm (2' 3" x 6' 6")	■ 23116	£70.00	■ 36916	£72.00
	610 x 1981 x 44mm (2' 0" x 6' 6")	■ 23117	£70.00	■ 36917	£72.00
	533 x 1981 x 44mm (1' 9" x 6' 6")	■ 23118	£70.00	■ 36918	£72.00
	457 x 1981 x 44mm (1' 6" x 6' 6")	■ 23119	£70.00	■ 36919	£72.00
	926 x 2040 x 44mm Standard Metric	■ 23129	£90.00	■ 36929	£92.00
	826 x 2040 x 44mm Standard Metric	■ 23138	£71.00	■ 36938	£74.00
	726 x 2040 x 44mm Standard Metric	■ 23137	£70.00	■ 36937	£72.00
	626 x 2040 x 44mm Standard Metric	■ 23136	£70.00	■ 36936	£72.00
	526 x 2040 x 44mm Standard Metric	■ 23135	£70.00	■ 36935	£72.00
	426 x 2040 x 44mm Standard Metric	■ 23134	£70.00	■ 36934	£72.00
Firemaster FD60	838 x 1981 x 54mm (2' 9" x 6' 6")	■ 23183	£267.00	■ 23183*	£267.00
	813 x 2032 x 54mm (2' 8" x 6' 8")	■ 23182	£267.00	■ 23182*	£267.00
	762 x 1981 x 54mm (2' 6" x 6' 6")	■ 23181	£243.00	■ 23181*	£243.00
	686 x 1981 x 54mm (2' 3" x 6' 6")	■ 23180	£243.00	■ 23180*	£243.00
	926 x 2040 x 54mm Standard Metric	■ 23193	£278.00	■ 23193*	£278.00
	826 x 2040 x 54mm Standard Metric	■ 23192	£267.00	■ 23192*	£267.00
	726 x 2040 x 54mm Standard Metric	■ 23191	£243.00	■ 23191*	£243.00
	626 x 2040 x 54mm Standard Metric	■ 23190	£243.00	■ 23190*	£243.00

*Due to fire certification requirements the hardwood lip on these doors is concealed.





PEFC
CHAIN OF CUSTODY
AS STANDARD

Interior flush popular paint grade



**PEFC
CHAIN OF CUSTODY
AS STANDARD**



Popular paint grade



Popular paint grade glazed

- Supplied with PEFC chain of custody as standard.
- Ideal for locations where practicality is a priority.
- A cost effective traditional, unlacquered veneer faced door.
- Lipped on the two long edges for ease of installation on refurbishment projects.
- All best selling sizes available from stock.
- Popular is a paint grade veneered door. Faces and edges will require preparation before finishing on site.
- Lipped vertical edges.
- Glazed fireshield doors are supplied with clear wired fire rated glass.
- Wide range of factory cut apertured designs available, see page 68.



Fireshield Door Size	Popular glazed		
838 x 1981 x 44mm (2' 9" x 6' 6")	533 x 457mm	22254	£225.00
813 x 2032 x 44mm (2' 8" x 6' 8")	508 x 457mm	22259	£225.00
762 x 1981 x 44mm (2' 6" x 6' 6")	457 x 457mm	22251	£210.00
926 x 2040 x 44mm Standard Metric	621 x 457mm	22256	£240.00
826 x 2040 x 44mm Standard Metric	521 x 457mm	22258	£225.00
726 x 2040 x 44mm Standard Metric	421 x 457mm	22257	£210.00

	Standard Door Size	Popular	
		Code	Price
Standard Core	914 x 1981 x 35mm (3' 0" x 6' 6")	14155	£69.00
	864 x 1981 x 35mm (2' 10" x 6' 6")	14177	£69.00
	838 x 1981 x 35mm (2' 9" x 6' 6")	14114	£57.00
	813 x 2032 x 35mm (2' 8" x 6' 8")	14139	£57.00
	762 x 1981 x 35mm (2' 6" x 6' 6")	14111	£54.00
	711 x 1981 x 35mm (2' 4" x 6' 6")	14115	£54.00
	686 x 1981 x 35mm (2' 3" x 6' 6")	14116	£54.00
	610 x 1981 x 35mm (2' 0" x 6' 6")	14117	£54.00
	533 x 1981 x 35mm (1' 9" x 6' 6")	14118	£54.00
	457 x 1981 x 35mm (1' 6" x 6' 6")	14119	£54.00
	381 x 1981 x 35mm (1' 3" x 6' 6")	14120	£54.00
	610 x 1829 x 35mm (2' 0" x 6' 0")	14124	£54.00
	926 x 2040 x 40mm Standard Metric	14131	£69.00
	826 x 2040 x 40mm Standard Metric	14138	£57.00
	726 x 2040 x 40mm Standard Metric	14137	£54.00
	626 x 2040 x 40mm Standard Metric	14136	£54.00
40mm (1 1/8") Thick	526 x 2040 x 40mm Standard Metric	14135	£54.00
	426 x 2040 x 40mm Standard Metric	14134	£54.00
	838 x 1981 x 40mm (2' 9" x 6' 6")	14129	£57.00
	813 x 2032 x 40mm (2' 8" x 6' 8")	14130	£57.00
	762 x 1981 x 40mm (2' 6" x 6' 6")	14128	£54.00
	686 x 1981 x 40mm (2' 3" x 6' 6")	14127	£54.00
	610 x 1981 x 40mm (2' 0" x 6' 6")	14126	£54.00
Extra core	533 x 1981 x 40mm (1' 9" x 6' 6")	14122	£54.00
	457 x 1981 x 40mm (1' 6" x 6' 6")	14121	£54.00
	838 x 1981 x 35mm (2' 9" x 6' 6")	14144	£67.00
	813 x 2032 x 35mm (2' 8" x 6' 8")	14149	£67.00
	762 x 1981 x 35mm (2' 6" x 6' 6")	14141	£60.00
	686 x 1981 x 35mm (2' 3" x 6' 6")	14146	£60.00
	610 x 1981 x 35mm (2' 0" x 6' 6")	14147	£60.00
Fireshield FD30	533 x 1981 x 35mm (1' 9" x 6' 6")	14148	£60.00
	457 x 1981 x 35mm (1' 6" x 6' 6")	14145	£60.00
	914 x 1981 x 44mm (3' 0" x 6' 6")	22155	£97.00
	864 x 1981 x 44mm (2' 10" x 6' 6")	22177	£97.00
	838 x 1981 x 44mm (2' 9" x 6' 6")	22114	£80.00
	813 x 2032 x 44mm (2' 8" x 6' 8")	22139	£80.00
	762 x 1981 x 44mm (2' 6" x 6' 6")	22111	£77.00
	711 x 1981 x 44mm (2' 4" x 6' 6")	22167	£77.00
	686 x 1981 x 44mm (2' 3" x 6' 6")	22116	£77.00
	610 x 1981 x 44mm (2' 0" x 6' 6")	22117	£77.00
	533 x 1981 x 44mm (1' 9" x 6' 6")	22118	£77.00
	457 x 1981 x 44mm (1' 6" x 6' 6")	22119	£77.00
	926 x 2040 x 44mm Standard Metric	22129	£97.00
	826 x 2040 x 44mm Standard Metric	22138	£80.00
	726 x 2040 x 44mm Standard Metric	22137	£77.00
	626 x 2040 x 44mm Standard Metric	22136	£77.00
Firemaster FD60	526 x 2040 x 44mm Standard Metric	22135	£77.00
	426 x 2040 x 44mm Standard Metric	22134	£77.00
	838 x 1981 x 54mm (2' 9" x 6' 6")	17614	£285.00
	813 x 2032 x 54mm (2' 8" x 6' 8")	17639	£285.00
	762 x 1981 x 54mm (2' 6" x 6' 6")	17611	£258.00
	686 x 1981 x 54mm (2' 3" x 6' 6")	17616	£258.00
	926 x 2040 x 54mm Standard Metric	17629	£292.00
	826 x 2040 x 54mm Standard Metric	17638	£285.00
	726 x 2040 x 54mm Standard Metric	17637	£258.00
	626 x 2040 x 54mm Standard Metric	17636	£258.00

OPTION Plus

Options can be ordered on all doors where suitable.

- Non standard sizes.
- Supply and fit standard interior latches or lock.
- Factory machining for hinges and/or latches

- Supply and fit intumescent seals to Fire doors.

Please see page 74 for further information.

- Fireshield FD30 fire rated.
- Firemaster FD60 fire rated.



PEFC – applies to Standard core, Extra core and fireshield un-glazed doors.

Interior high gloss paint grade plus

- A paint grade plus door which offers an impeccable high gloss paint finish.
- Each door comes with a protective film coating, safeguarding the door surface during the installation for removal at the point of handover.
- The high gloss finish gives a result that is almost impossible to achieve using traditional on-site painting methods.
- PEFC chain of custody as standard.
- Solid core construction.
- Full range available from stock.



White high gloss paint grade plus



Door edge detail



Protective film coating



High gloss paint grade plus

	Standard Door Size	High gloss paint grade plus	
		Code	Price
Solid Core	864 x 1981 x 35mm (2' 10" x 6' 6")	68277	£102.00
	838 x 1981 x 35mm (2' 9" x 6' 6")	68214	£97.00
	813 x 2032 x 35mm (2' 8" x 6' 8")	68239	£97.00
	762 x 1981 x 35mm (2' 6" x 6' 6")	68211	£94.00
	686 x 1981 x 35mm (2' 3" x 6' 6")	68216	£94.00
	610 x 1981 x 35mm (2' 0" x 6' 6")	68217	£94.00
Fireshield FD30	864 x 1981 x 44mm (2' 10" x 6' 6")	68377	£130.00
	838 x 1981 x 44mm (2' 9" x 6' 6")	68314	£128.00
	813 x 2032 x 44mm (2' 8" x 6' 8")	68339	£128.00
	762 x 1981 x 44mm (2' 6" x 6' 6")	68311	£125.00
	686 x 1981 x 44mm (2' 3" x 6' 6")	68316	£125.00
	610 x 1981 x 44mm (2' 0" x 6' 6")	68317	£125.00

OPTION PLUS

FACTORY SUPPLIED

Options can be ordered on all doors where suitable.

- Factory glazing.
- Factory machining for hinges and/or latches.
- Supply and fit standard interior latches or lock.

- Supply and fit intumescent seals to Fire doors.

Please see page 74 for further information.

- Fireshield FD30 fire rated.



Interior high pressure laminate (HPL)



- Premdor is now able to offer a full range of high pressure laminate (HPL) faced doors.
- Ideally suited for highly frequented areas where regular cleaning is essential or where there is a high risk of face damage.
- A popular choice in health, education, office and residential sectors.
- Available as single, pairs and apertured doors using traditional framed solid core construction, including 30 and 60 minute fire doors.
- Manufactured on a made to order basis, please contact the sales office for a competitive quote.



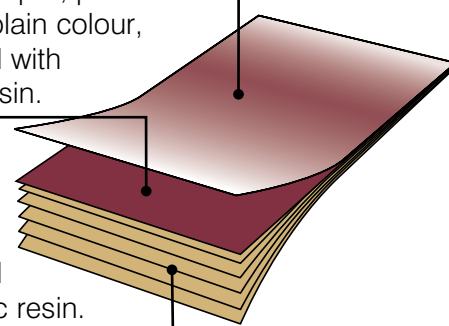
Why use HPL:

- Excellent impact and scratch resistance.
- Superior durability and strength.
- Exceptional reproduction qualities, especially for woodgrain effects, creating an appearance that is close to perfection.
- Functional and hygienic in everyday use.

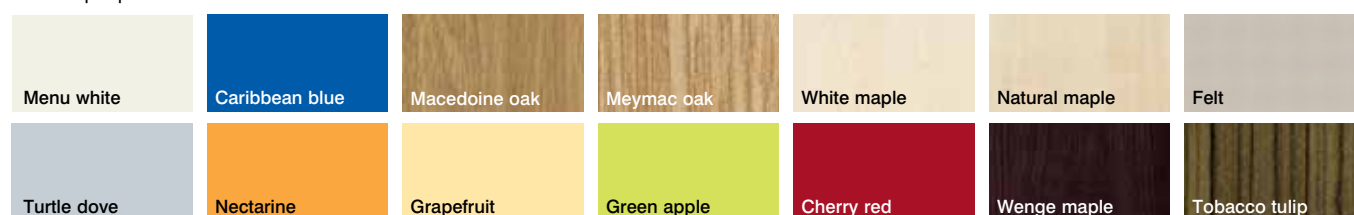
Protective surface impregnated with melamine resin (overlay) for printed finishes.

Decorative paper, printed or deep dyed plain colour, impregnated with melamine resin.

Layers of kraft paper impregnated with phenolic resin.



Available in 80 standard colours with additional options available on request, below is a selection of the most popular finishes.





Interior flush glazed fire doors



- Premdor Fireshield and suitable Firemaster doors (shown on pages 46-65) are available with this option.
- Glazing options available on veneer and paint grade doors with the most popular styles on a very short lead time.
- Ideal for communal areas where mobility is an issue.
- Glass is either fire rated clear wired glass, or clear glass.
- Popular options now available with wired and unwired glass.
- For non-stocked designs, price and availability on application. For most popular styles and types use price table at bottom of page.
- 19G and 20G are not available in the Firemaster range.

Style Code	Aperture Dimensions	Top Margin	Side Margin	FD30 Wired Glazed	FD30 Obscure Glazed	FD30 Clear Glazed
				Price*	Price*	Price*
1G*	450 x 450mm	127mm	‡	£95.00	£161.00	£142.00
3G	150 x 700mm	127mm	127mm	£78.00	£130.00	£103.00
7G	150 x 914mm	127mm	127mm	£89.00	£134.00	£122.00
8G§	508 x 914mm	127mm	‡	£151.00	£344.00	£255.00
10G†	245 x 245mm x 5no	127mm	‡	£135.00	£550.00	£197.00
16G	150 x 775mm top 700mm bottom	127mm	127mm	£121.00	£240.00	£167.00
18G	150 x 1150mm	406mm	127mm	£100.00	£178.00	£142.00
19G	400 x 1654mm ¹	127mm	‡	£233.00	-	£394.00
19G	508 x 1654mm ²	127mm	‡	£248.00	-	£464.00
20G	150 x 1440mm	127mm	127mm	£110.00	£185.00	£152.00

*Add price of glazing to price of required door.



Design: 1G



Design: 3G



Design: 7G



Design: 8G



Design: 10G



Design: 16G



Design: 18G



Design: 19G



Design: 20G

Standard Door Size		Ash Veneer 16G		Ash Veneer 18G		White Oak Veneer 16G		White Oak Veneer 18G		Popular 1G		Popular 3G		Popular 16G		Popular 18G	
		Code	Price	Code	Price	Code	Price	Code	Price	Code	Price	Code	Price	Code	Price	Code	Price
Wired Fireshield FD30	838 x 1981 x 44mm (2' 9" x 6' 6")	27002	£248.00	27006	£227.00	25302	£248.00	25306	£227.00	22264	£175.00	22277	£158.00	22285	£201.00	22267	£180.00
	762 x 1981 x 44mm (2' 6" x 6' 6")	27001	£243.00	27005	£222.00	25301	£243.00	25305	£222.00	22263	£172.00	22276	£155.00	22284	£198.00	22266	£177.00
	926 x 2040 x 44mm Standard Metric	27003	£275.00	27007	£254.00	25303	£275.00	25307	£254.00	22262	£192.00	22278	£175.00	22286	£218.00	22269	£197.00
	826 x 2040 x 44mm Standard Metric	27004	£248.00	27008	£227.00	25304	£248.00	25308	£227.00	22261	£175.00	22279	£158.00	22287	£201.00	22268	£180.00
Un-wired Fireshield FD30	838 x 1981 x 44mm (2' 9" x 6' 6")	26991	£294.00	26995	£269.00	25291	£294.00	25295	£269.00	69701	£222.00	69705	£183.00	69709	£247.00	69713	£222.00
	762 x 1981 x 44mm (2' 6" x 6' 6")	26990	£289.00	26994	£264.00	25290	£289.00	25294	£264.00	69700	£219.00	69704	£180.00	69708	£244.00	69712	£219.00
	926 x 2040 x 44mm Standard Metric	26993	£321.00	26997	£296.00	25293	£321.00	25297	£296.00	69703	£239.00	69707	£200.00	69711	£264.00	69715	£239.00
	826 x 2040 x 44mm Standard Metric	26992	£294.00	26996	£269.00	25292	£294.00	25296	£269.00	69702	£222.00	69706	£183.00	69710	£247.00	69714	£222.00

OPTION PLUS

Options can be ordered on all doors where suitable.
Please check availability of new products prior to ordering.
• Non standard sizes


- Supply and fit standard interior latches or lock
- Supply and fit intumescent seals to Fire doors
- Please see page 74 for further information.
- Fireshield FD30 fire rated.
- Firemaster FD60 fire rated.
- Items shown highlighted are available on a reduced leadtime.

- ‡ Side margin variable according to door width.
- † Not available under 1981mm high door.
- * Not available in doors less than 686mm wide.
- § Not available in doors less than 762mm wide.
- ¹ 610-686mm widths.
- ² 726-926mm widths.

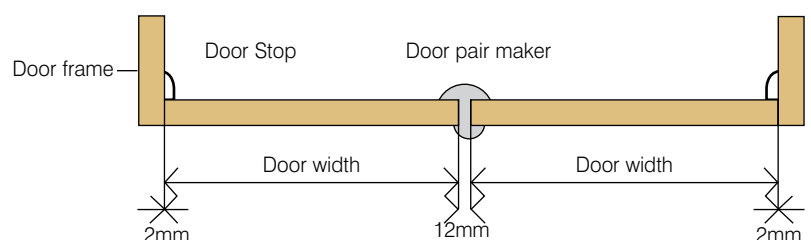


Pair makers

- Pair makers allow for the creation of a door pair on any **35mm thick** internal door with our range.
- No rebating of doors required as the pair maker acts as the rebate.
- Available in Oak and White primed versions.
- Provides a flexible solution for converting two doors into a pair of doors.
- Pair maker can be fitted to enter left or right hand door.
- Simply fix the pair maker to the door you want to keep shut and allow the second door to open freely.
- Unbolt the second door to allow both doors to open simultaneously.
- For installation apertures add 10mm to the overall width of two doors (not including clearance).



Code	Description	Price
61569	White primed pair maker	£39.00
61570	Oak pair maker	£49.00



The internal frame sizes (rebate to rebate) including the door pair maker and allowing for clearances are approximately as follows:

Door size and door pair maker:

2 x 610mm doors plus door pair maker = 1236mm

2 x 686mm doors plus door pair maker = 1388mm

2 x 762mm doors plus door pair maker = 1540mm

2 x 838mm doors plus door pair maker = 1692mm

Interior lever furniture

A high quality range of lever furniture, locks & latches and door closers

All are designed to compliment any interior door and available in a wide selection of finishes.




Lever on rose designs

- A comprehensive array of designs and finishes sure to capture the imagination of any architect or interior designer.
- Luxurious single and dual finishes.



Westminster

Code	Product title	Description	Price
63552	Westminster	Polished chrome plated & satin chrome lever on rose	£18.00 Set



Lynx

Code	Product title	Description	Price
63526	Lynx	Polished chrome lever on rose	£14.00 Set



Truro

Code	Product title	Description	Price
63553	Truro	Polished chrome plated & satin chrome lever on rose	£18.00 Set



Neptune

Code	Product title	Description	Price
63527	Neptune	Polished lever on rose	£14.00 Set



Enterprise

Code	Product title	Description	Price
63554	Enterprise	Polished chrome & black nickel plated lever on rose	£18.00 Set





Lincoln

Code	Product title	Description	Price
63643	Lincoln	Polished & satin chrome lever on rose	£18.00 Set



NEW Turquoise

Code	Product title	Description	Price
63652	Turquoise	Polished & satin chrome lever on rose	£16.00 Set



Durham

Code	Product title	Description	Price
63644	Durham	Polished & satin chrome lever on rose	£18.00 Set



Falcon

Code	Product title	Description	Price
63649	Falcon	Polished & satin chrome lever on rose	£16.00 Set



Euro



Standard

Escutcheon

Code	Product title	Description	Price
63550	Euro Escutcheon	Euro polished chrome	£4.50 Set
63645	Euro Escutcheon	Euro polished & satin chrome	£5.50 Set
63646	Euro Escutcheon	Euro polished chrome and black nickel plated	£5.50 Set
63551	Standard Escutcheon	Standard polished chrome	£4.50 Set
63647	Standard Escutcheon	Standard polished & satin chrome	£4.50 Set
63648	Standard Escutcheon	Standard polished chrome and black nickel plated	£4.50 Set



Bathroom

Turn & release on round rose



Code	Product title	Description	Price
63525	Turn & release round	Polished chrome bathroom turn & release	£4.50 Set
63650	Turn & release round	Polished & satin chrome bathroom turn & release	£4.50 Set
63651	Turn & release round	Polished chrome & black nickel turn & release	£4.50 Set

NB: Free delivery on all orders over £100+VAT for the list prices of products shown on pages 70-73.
For orders under £100 there is a £15 delivery charge.

Interior lever furniture

Lever on backplate designs

- An extensive range.
- Square and rounded backplates.
- A variety of styles to compliment any interior design scheme.
- Finishes available: brass and polished chrome.



Sorrento

Code	Product title	Description	Price
Sorrento short polished brass (PB)			
63508	Sorrento	To suit Short Polished Brass Std Lock 57mm c/c	£10.50 set
63509	Sorrento	To suit Short Polished Brass Latch	£10.00 set
63510	Sorrento	To suit Short Polished Brass Bathroom 57mm c/c	£11.50 set
Sorrento short polished chrome (CP)			
63511	Sorrento	Short Polished Chrome Std Lock 57mm c/c	£9.50 set
63512	Sorrento	Short Polished Chrome Latch	£9.50 set
63513	Sorrento	Short Polished Chrome Bathroom 57mm c/c	£11.00 set

Capri

Code	Product title	Description	Price
Capri polished brass (PB)			
63501	Capri	To suit Polished brass std lock 57mm c/c	£11.00 set
63502	Capri	To suit Polished brass latch	£11.00 set
63503	Capri	To suit Polished brass bathroom 57mm c/c	£12.50 set
Capri polished chrome (CP)			
63505	Capri	To suit Polished chrome std lock 57mm c/c	£10.50 set
63506	Capri	To suit Polished chrome latch	£10.00 set
63507	Capri	To suit Polished chrome bathroom 57mm c/c	£11.50 set

Contemporary

Code	Product title	Description	Price
Contemporary			
63514	Contemporary	Polished Chrome Std Lock 57mm c/c	£9.50 set
63515	Contemporary	Polished Chrome Long Face Plate Latch	£9.50 set
63516	Contemporary	Polished Chrome Bathroom 57mm c/c	£11.50 set

Roma

Code	Product title	Description	Price
Roma Polished Chrome (CP)			
63540	Roma	Polished Chrome Std Lock 57mm c/c	£9.50 set
63541	Roma	Polished Chrome Long Latch	£9.50 set
63542	Roma	Polished Chrome Bathroom 57mm c/c	£11.50 set

Trieste

Code	Product title	Description	Price
Trieste Short Polished Chrome (CP)			
63520	Trieste	Short Polished Chrome Std Lock 57mm c/c	£11.50 set
63521	Trieste	Short Polished Chrome Latch	£11.50 set
63522	Trieste	Short Polished Chrome Bathroom 57mm c/c	£12.00 set

Budget SAA

Code	Product title	Description	Price
Budget Aluminum SAA			
63517	Budget SAA	SAA Std Lock 57mm c/c	£6.00 set
63518	Budget SAA	SAA Short Latch	£5.50 set
63519	Budget SAA	SAA Bathroom 57mm c/c	£7.00 set

Key:

c/c = position of centres
CP = chrome plated


PB = polished brass
SAA = satin anodised aluminium



NB: Free delivery on all orders over £100+VAT for the list prices of products shown on pages 70-73. For orders under £100 there is a £15 delivery charge.


Locks, latches & door closers

Gridlock Security Products

-  Marked Locks and Latches tested to EN12209:2003
- British designed.
- Incorporates the unique patented 'Rotalatch' latch bolt reverse feature.
- Available with polished Stainless Steel or Radiant Brass forends & striker plates, square or radius.
- The only contract lock range to be supplied complete with a nylon box keep as standard.
- Further products are available to compliment this range.
- Available for site fitting only.


Marked Hinges Tested to EN1935:2002

- Steel hinge to suit almost every domestic application.
 - Light duty hinges for light weight doors.
 - CE marked Grade 13 hinges for heavy communal area doors.
- EN Tested to EN12209:2003






GRIDLOCK®


DON'T JUST LOCK IT, **GRIDLOCK** IT!


Code	Product title	Description	Price exc. vat
Locks & Latches - Gridlock Contract Range			
63601	 Tubular Latch	65mm PSS Mortice Tubular Latch	£2.00 each
63602	 Tubular Latch	65mm RB Mortice Tubular Latch	£2.00 each
63603	 Bathroom Lock	65mm PSS Mortice Bathroom Lock	£4.50 each
63604	 Bathroom Lock	65mm RB Mortice Bathroom Lock	£4.50 each
63621	 Tubular Latch	75mm PSS Mortice Tubular Latch	£2.00 each
63622	 Tubular Latch	75mm RB Mortice Tubular Latch	£2.00 each
63623	 Bathroom Lock	75mm PSS Mortice Bathroom Lock	£4.50 each
63624	 Bathroom Lock	75mm RB Mortice Bathroom Lock	£4.50 each


Code	Product title	Price exc. vat
Nightlatches - Rim		
63605	Roller Rim Nightlatch PB Rollerbolt Rim Nightlatch Case	£18.50 each
63625	Cylinder	£5.50 each

Code	Product title	Description	Price exc. vat
BS3621 5 lever locks			
63606	BS3621 5L sashlock	65mm PB BS3621 5 lever sashlock	£18.50 each
63607	BS3621 5L sashlock	65mm SS BS3621 5 lever sashlock	£18.50 each
63608	BS3621 5L deadlock	65mm PB BS3621 5 lever deadlock	£18.00 each
63609	BS3621 5L deadlock	65mm SS BS3621 5 lever deadlock	£18.00 each
63626	BS3621 5L sashlock	75mm PB BS3621 5 lever sashlock	£18.50 each
63627	BS3621 5L sashlock	75mm SS BS3621 5 lever sashlock	£18.50 each
63628	BS3621 5L deadlock	75mm PB BS3621 5 lever deadlock	£18.00 each
63629	BS3621 5L deadlock	75mm SS BS3621 5 lever deadlock	£18.00 each

Code	Product title	Description	Price exc. vat
Hinges			
63618	Button Tipped Hinge	75 x 50mm CP strong button tipped butt hinge	£3.00 pair
63630	Button Tipped Hinge	75 x 50mm SCP strong button tipped butt hinge	£3.00 pair
63619	Button Tipped Hinge	75 x 50mm EB strong button tipped butt hinge	£3.00 pair
63610	 Button Tipped Hinge	100 x 75mm CP strong button tipped butt hinge	£4.50 pair
63611	 Button Tipped Hinge	100 x 75mm SCP strong button tipped butt hinge	£4.50 pair
63612	 Button Tipped Hinge	100 x 75mm EB strong button tipped butt hinge	£4.50 pair




Code	Product title	Description	Price exc. vat
CE marked grade 11 hinges			
63613	 Ball Bearing Butt	100 x 75mm CP steel ball bearing butt hinge	£5.00 pair

Code	Product title	Description	Price exc. vat
CE Marked Grade 13 Hinges			
63614	 Ball Bearing Butt	100 x 75mm PSS stainless steel ball bearing butt	£7.00 pair

Code	Product title	Description	Price exc. vat
Fire Tested Spring Hinges			
63615	 Spring Hinge	100 x 75mm CP spring hinge	£11.50 pair

Code	Product title	Description	Price exc. vat
Door Closer - Jamb Fixed			
63616	Concealed Closer	EB concealed jamb-fixed door closer	£4.00 each
63631	Concealed Closer	NP concealed jamb-fixed door closer	£4.00 each

Code	Product title	Description	Price exc. vat
CE Marked Overhead Door Closer			
63617	2-5 Overhead Closer	Silver 2/5 Overhead Door Closer	£47.50 each

 Gridlock Security Product  Marked Locks & Latches  Tested to EN12209:2003



Interior option plus

OPTION PLUS FACTORY SUPPLIED

Save time and cost by adding our factory options to your door. Prices are available on application.



Factory machining for hinges and/or latches

- A cost effective way to accurately machine mortices.
- Saves time on site and improves consistency and quality.
- Available on Moulded, Innova, Veneer, Foil and Paint grade plus doors.
- Custom machining available to match your hardware.
- Machining is not designed for ironmongery shown on pages 70-73.
- Premdor only service rounded hinges.



Supply and fit standard interior latches or locks

- In addition to machining we can supply and fit a standard range of latches and locks.
- Available with either chrome or brass face plates.
- Saves time on site and improves consistency and quality.



White factory paint face finishing

- Textured moulded panel doors can be supplied factory face finished in white satin paint (RAL 9003). Does not include edge banding.
- This option offers increased protection against moisture ingress.
- Cost effective solution, providing a high quality durable paint finish.
- Paint finish guaranteed for two years.
- 'Touch up' kits also available for site repair.
- Edge banding also available.



Factory glazing

- Doors can be supplied fully factory glazed.
- Available on both Safe 'N' Sound and fire doors.
- Glazed mobility fire doors meeting Building Regulation Part M available.
- Fire doors available with either clear or wired glass.
- Available on Moulded, Veneered, Foil, Foil plus, Popular Paint grade and Paint grade plus doors.



Supply and fit intumescent seals to fire doors

- Standard intumescent and combined intumescent smoke seal available.
- Saves time on site.
- Ensures that the correct seal is accurately fitted in line with fire test certification.



Non standard sizes

- If our standard sizes do not meet your requirements, non-standard sizes are available. Details and quotation available on request.
- Available on Moulded, Veneer, Popular Paint grade and Paint grade plus doors.

N.B. On moulded doors special sizes may be limited by the configuration of the mouldings.



Factory priming

- Textured and smooth moulded panel doors and Popular paint grade doors can be supplied factory primed.
- Reduces the number of coats of paint required on site.
- Saves time and reduces site painting costs.

Veneered & flush door general specification

Door thickness

Imperial doors: 35mm (1 3/8") or 44mm (1 3/4").

Metric doors: 40mm.

Fireshield: 44mm (1 3/4").

Firemaster: 54mm (2 1/8").

Glazing

Glazed non-fire doors are supplied with glass toughened to the requirements of BS EN 12600.

Pairs

Single leaf Fireshield doors, swung as single acting square meeting stile arrangements, are approved for fire control applications, providing the required installation criteria and intumescent seals are included. Please contact Premdor for advice before hanging fire doors as pairs.

However, Premdor cannot guarantee matching aesthetics on veneered or Innova pairs. In addition, rebated pairs, or pairs with a double acting hanging action must be ordered specifically. Contact Premdor for more advice.

Veneers

Veneered doors are manufactured using commercially available veneer cuts and lippings.

As with any natural material, colour and graining does vary and should be expected, according to species.

Our standard veneer cut specifications are:

Anegre – mixed crown, half crown & quarter cut

Ash – mixed crown & half crown

Ash Innova 1 panel – crown or half crown centre panel, quarter. Cut stiles & rails

Steamed Beech – quarter cut only

Durador – rotary cut up to & including 826mm doors, above 826mm mixed crown & half crown.

Koto – quarter cut only

Maple – mixed crown, half crown & quarter cut

Sapele – quarter cut only

White Oak – mixed crown & half crown.

White Oak Innova – 1p crown or half crown centre panel, quarter. Cut stiles & rails

Walnut – mixed crown & half crown

Walnut 2 stile – quarter cut stiles & cross pieces

White Oak 2 stile – quarter cut stiles & cross pieces

Veneer Match

Veneer Match doors are made with full chain of custody (FSC®), engineered veneers that provide an industry leading colour and grain match.

As with all timber products, prolonged exposure to direct sunlight may cause colour changes in these veneers.

Beading

Paint grade doors are supplied with beads unfinished ready for on site treatment. All other doors are supplied with beads to complement the veneer faces.



Guarantees

Guaranteed for ten years against manufacturing defects.

Guarantees are subject to the products being treated in accordance with Premdor's instructions for storage, handling, installation, maintenance and use and exclude ironmongery where applicable. Failure to follow these instructions may invalidate your guarantee. This does not affect your statutory rights.

For storage, handling, installation and maintenance information, please see page 41.

Standard core


Cost effective core specification, with single lock block at mid height, for light duty applications.

Fire door core

Flush fire doors feature either a modern, full, three layer, particleboard specification (PremCore), or a traditional framed up solid core. Either is used at Premdor's option, according to material availability and other production factors.



Fitting FD30 glazing system



FD30 glazing system fitted

ExtraCORE

The ExtraCORE option is available in some ranges where extra trimming is required on site, such as with refurbishment situations. Approximately 40mm can be removed from each door stile or rail without affecting the integrity of the door. It is recommended that equal dimensions are removed from opposite edges. For full details please contact Premdor.



Fire doors

Premdor fire doors are compliant with British Standards and the BWF Certifire Scheme. See relevant data sheet for more details if required.



FD30 Fireshield is FD30 rated, when hung in appropriate frame with intumescent strips in jambs and head, or top and long edges of the door.

Fireshield pairs are factory fitted with appropriate seals to meeting stiles. An additional 15 x 4mm strip is required to the hanging edge or frame jambs and also frame head rebate. Glazed Fireshield doors are supplied with clear (unwired) fire rated glass as standard. Popular fire doors are supplied with clear wired glass.



FD60 Firemaster is FD60 fire rated when hung in appropriate frame with intumescent strips in jambs and head, or top and long edges of door.



Apertures to fire doors must only be added retrospectively by Premdor or by Premdor appointed "FAST" licensed fabricators, operating as members of the BWF/CERTIFIRE scheme. Modifications made outside of this scheme will invalidate the product certification.

Location and contact details of "FAST" licensees available on request.

Optional Premdor aperture details are shown on page 68.



CF 231 A 010409
PREMDOR
Tel: 01793 708200

Fire Door Certifications Issued
on-site installed and maintained
strictly in accordance with
Manufacturer's instructions and
this label is retained
unmarked and not removed.



Glazed flush fire doors

Premdor flush fire doors are compliant with British Standard testing and supported under audit by the BWF/Certifire accreditation scheme. This scope of approval includes apertured designs.

Apertures must not be added retrospectively on site, as to do so will invalidate certification, and may impair performance under fire conditions.

A range of factory fabricated, fully glazed openings are available, as illustrated. These standard designs are typically practical as an addition to most fire doors, although some exclusions do apply.

Glazing

For FD30 doors, we use an intumescent gasket system which ensures that the glazed area of the door maintains its integrity in case of fire, and provides a superior finished appearance. Factory glazing is available with either wired or obscure clear fire rated glass options.

FD60 glazed doors incorporate a proprietary glazing system to ensure optimum performance in fire situations. Glazing systems used may vary from that illustrated.

Building regulations

Flush doors are offered fully compliant with Building Regulations where applicable.

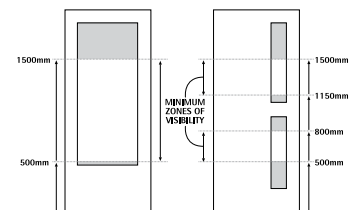


Fire safety: Standard doors are tested against BS 476 Part 22 and certified for use meeting Approved Document B.



Mobility: The range includes size options and designs suitable for use under Approved Document M.

Effective visibility requirements for part M mobility doors.



Building Regulation Part M dictates the requirements for glazed doors in specific locations. The diagram (above) offers general guidance, but for specific information please check current Building Regulations.



Acoustics: FD30 fire doors have demonstrated a sound reduction value of up to 30Rw dB, which can assist in meeting the requirements needed for flat entrance systems against Approved Document E.

In all cases doors require to be hung appropriately, in a suitable frame with fitted perimeter seals and compliant hardware. Please contact Premdor for details.

Scottish and Northern Irish Regulations may also be applicable on a Regional basis and doors are similarly compliant.



Environmental policy

Doors indicated environmental friendly third party certified FSC or PEFC.



Product availability
All items shown tint flashed are normally available ex-stock.



Items shown highlighted are available on a reduced leadtime.

Ordering

Where indicated, door prices include glass, but exclude ironmongery and frames. Popular and Paint Grade doors supplied will require on site finishing. When ordering always state product codes. All prices exclude VAT. Specifications may vary at our option.

Trademarks

Popular, Fireshield and Firemaster are all Premdor trademarks. Durador and Innova are Premdor registered trademarks.



A range of innovative doorsets, designed for interiors and apartment entrances.

A new sliding wardrobe system completes this exciting product offer.



SpeedSet Plus
P78



SpeedSet Installation details
P80



SoundSecure Doorsets
P82



SpeedRobe sliding wardrobe systems
P84

Help is on hand throughout the process – from specification support, to site assistance as required. Your door systems are manufactured individually to order within our production facility which features dedicated machinery and experienced staff. The DorFab concept can support you from the initial design stage of the project through to final completion.

Product benefits

By supplying a factory prepared door and frame package the system can be installed quickly and more simply.

On site benefits are significant, and include:

- Components machined and assembled – removing these operations from site.
- Accuracy of machining and assembly – providing a high quality finished product.
- Delivery scheduled later in the build programme – reduces the likelihood of damage on site prior to handover.
- Simplified and quicker installation – can be fitted using non-joinery skilled labour.

SpeedSet Plus internal doorset system

To meet business targets, developers and housebuilders are increasingly required to deliver improved quality and productivity. At the same time shortages of skilled labour demands that on site practices are tailored to give maximum workforce flexibility.

SpeedSet Plus is designed to tackle these issues, and also meet the other demands door installation brings to the modern builder. It is suitable for a wide range of applications. Available to suit most common wall thicknesses.

SpeedSet Plus is a unique adjustable doorset that can be adjusted to accommodate variations in wall width, thus saving time and money.

P78

SoundSecure apartment entrance doorset

The SoundSecure doorset offers a readily available solution to the complex performance demands of apartment entrances. For this application compliance is needed with Building Regulations Parts B, E and M. SoundSecure is designed and tested to meet all these requirements and more. Solid core flush and moulded skin door options are both available with Secured By Design approval.

P82

Now with
EcoFrame
option

Benefits for all

For architects...

selection of doorsets simplifies the design and specification process. Brickwork opening sizes are standardised, allowing drawings to be prepared simply and accurately.

For quantity surveyors...

detailed itemisation of material requirements is negated by the selection of doorsets. Information will be required to confirm specification for the project, but once established the number of variable details are considerably reduced.

For housebuilders and developers...

forward thinking housebuilders and developers have recognised the benefits of doorsets. As well as reducing the number of components to order, and store on site, there is a simplified installation process and a more consistent, higher quality finished product. The systems are consistent with the modern methods of construction currently being adopted.

For registered social landlords...

the upstream specification of door systems ensures that a consistent door installation is achieved and low maintenance benefits are derived over the long term.

Fire doors

Premdor fire doors are compliant with British Standards and the BWF Certify Scheme.

See relevant data sheet for more details if required.

For more information about core specifications for SpeedSet Plus, see page 33.



Ordering information

SoundSecure and SpeedSet Plus are available by quotation only, please contact Premdor for details. Specifications may vary at our option.

Speedset plus - internal doorset system

The perfect solution for imperfect walls.

Width Adjustability SpeedSet Plus can quickly and easily be adjusted by +/- 10mm to take up variation in wall thickness. Except 77mm wide linings which adjust in the plus direction only.



SpeedSet Plus is unique:

- Adjustable doorset overcoming the problem of variation within a given wall thickness.
- Easy to adjust during installation.
- SpeedSet Plus is a cost effective way of fitting a door and frame.
- Rapid installation: doorsets can be installed in less than 20 minutes.
- Traditional costly joinery skills are not required to install SpeedSet Plus.
- Door supplied pre-hung with CE Marked latch and hinges as standard.
- Available with Premdor's Standard Core, Semi Solid, Safe 'N' Sound and FD30 fire doors.
- FD30 Fire doors are fully BWF Certifire approved.
- Approved document E compliant (29dB) option available.
- Hidden frame to wall fixings (supplied).
- Plated screws, no rust.
- Damage risk is reduced as SpeedSet Plus is fitted later in the building programme.



Moulded panel
(pre-finished door
option also available).



Canadian



Manhattan



Foil



Innova™



Veneered



- SpeedSet Plus is a pre-fabricated doorset system developed for new build and renovation projects designed to significantly reduce door installation times and improve finished quality.
- SpeedSet Plus is a unique adjustable doorset, allowing easy adjustment to accommodate variations within a given wall thickness.
- Delivered to meet specific project requirements, the doorsets can be installed by non-joinery skilled labour.
- Door installations could not be simpler than it is with SpeedSet Plus.
- SpeedSet Plus arrives on site as a complete pre-assembled unit in plot lots. The unit includes your selected door, from the available interior door range, pre-hung and with factory fitted door latches or locks. Architraves are included and are pre-mitred for site assembly.

Frame finish:

- White re-coatable foil faced finish frame and architrave requiring minimum on site decoration. Significantly easier to paint than a traditional primed MDF or timber lining.
- Supplied with matching pre-mitred architrave.



HD Oak



Paint grade plus



Popular paint grade



Full details are shown in our SpeedSet literature, please call 0844 209 0008 and ask for a copy or download from www.premdor.co.uk



OPTION PLUS

Options can be ordered on all doors where suitable.

- Factory priming (textured door faces only)

- White factory paint finishing (textured door faces only)
- Non standard sizes

- Factory Glazing
 - Supply and fit intumescent seals to Fire doors
- Please see page 74 for further information.

Speedset plus

Product designed for easy fitting – no doorset is more accommodating



- Allows for rapid installation by lower skilled workers.
- Can be delivered direct to site in plot lots and fitted late in the building programme.
- Full estimating service and on site support available.
- **Doors** - SpeedSet Plus can be supplied with most of the door options shown in the Premdor Range Guide, including FD30 fire doors.
- **Door Stop** - 12mm factory fitted door stops as standard.
- **Delivery** - SpeedSet Plus can be delivered in plot lots as required by your build programme. Individual doorsets are packaged and braced for safe transportation and storage.



Hinges

Doors are factory pre-hung on CE Marked chrome effect, brass effect or white hinges.



Fixing brackets and screws

All fixing brackets and screws required are supplied with SpeedSet Plus. Fixing brackets and fixing screws are hidden by the architrave.



Architraves

Architraves are supplied unassembled, but cut to length, pre-mitred and machined for 'butterfly' joining clips to connect the components together.



Lining

Manufactured from 25mm moisture resistant medium density fibreboard. FD30 doorsets come complete with intumescent strips fitted to jambs and head.



Ironmongery

Various pre-fitted CE Marked latch/lock options available.

NB. Door handles are not provided.

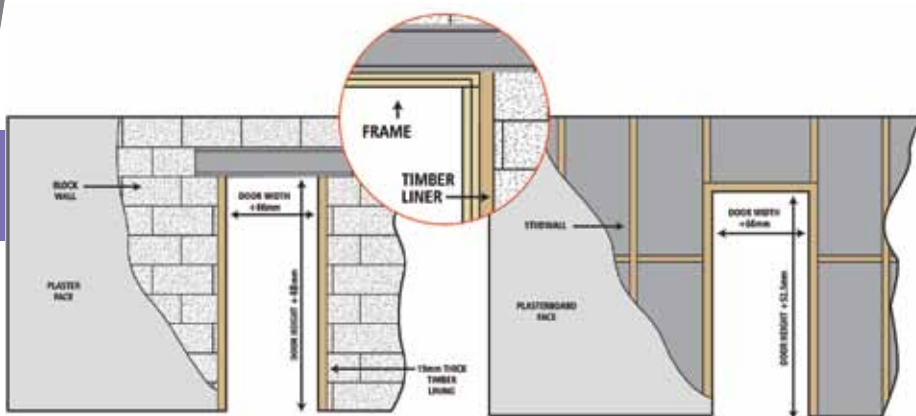


Final installation on site is completed by gluing the architrave into the pre-machined architrave groove in the door lining using a 'no nails' type adhesive. Architraves are available in a choice of styles.

Architraves and linings are supplied in white re-coatable foil for easy on site finishing. (some caulking of joints may be required prior to painting).

SpeedSet Plus structural openings

Standard door size	Opening size
864 x 1981mm (2'10" x 6' 6")	930 x 2029mm
838 x 1981mm (2' 9" x 6' 6")	904 x 2029mm
762 x 1981mm (2' 6" x 6' 6")	828 x 2029mm
711 x 1981mm (2' 4" x 6' 6")	777 x 2029mm
686 x 1981mm (2' 3" x 6' 6")	752 x 2029mm
610 x 1981mm (2' 0" x 6' 6")	676 x 2029mm
533 x 1981mm (1' 9" x 6' 6")	599 x 2029mm
457 x 1981mm (1' 6" x 6' 6")	523 x 2029mm
926 x 2040mm Standard Metric	992 x 2088mm
864 x 2040mm Standard Metric	930 x 2088mm
826 x 2040mm Standard Metric	892 x 2088mm
726 x 2040mm Standard Metric	792 x 2088mm
626 x 2040mm Standard Metric	692 x 2088mm
526 x 2040mm Standard Metric	592 x 2088mm




Wardrobe door pair size square meeting stiles (SMS)	Opening size
1220 x 1981mm	1289 x 2029mm
1524 x 1981mm	1593 x 2029mm
1676 x 1981mm	1745 x 2029mm
1252 x 2040mm	1321 x 2088mm
1452 x 2040mm	1521 x 2088mm
1652 x 2040mm	1721 x 2088mm

Reduced height door size	Opening size
626 x 1710mm Standard Metric	692 x 1758mm
626 x 1204mm Standard Metric	692 x 1252mm
626 x 945mm Standard Metric	692 x 993mm

Please note: for block wall opening sizes, please add the thickness of the timber lining to calculate the overall opening size.


Architrave type



Contemporary 58mm



Ogee Style 58mm

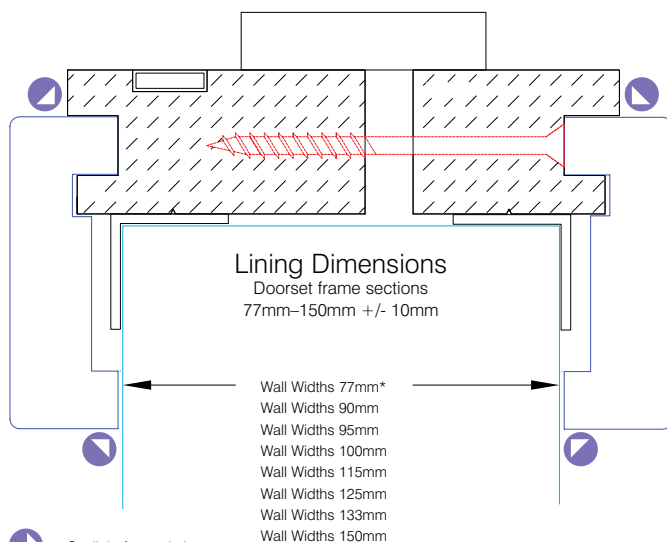


Torus Style 58mm

Installation instructions

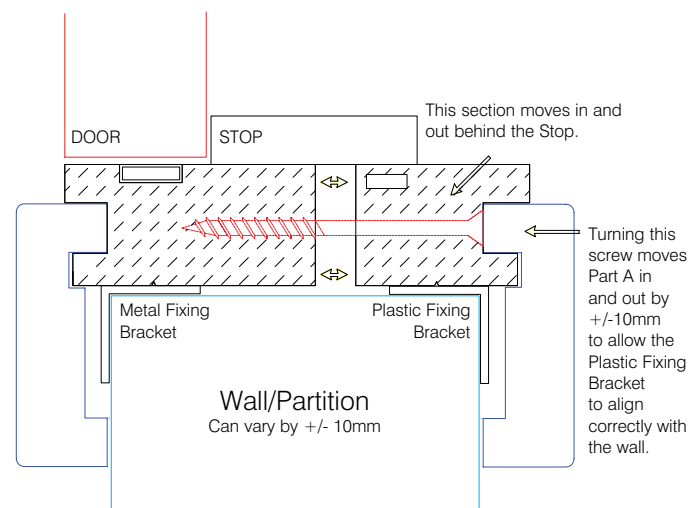
Full installation instructions are supplied with each SpeedSet Plus doorset, or can be downloaded from www.premdor.co.uk

Lining dimensions



*77mm linings adjust in the plus direction only

Operational drawing



SoundSecure - apartment entrance doorsets

The SoundSecure doorset offers the perfect solution to the complex performance demands of apartment entrance locations - doorsets are supplied in FD30 or FD60 with full Secured By Design approval.

- Specifically developed to meet the complex performance demands of apartment entrance locations.
- SoundSecure FD30 and FD60 doorsets meet the requirements of all current legislation and more.
- Secured By Design as standard.
- FD30 version is supplied with a paint grade softwood frame or fully finished white Winkhauser Ecoframe.
- FD60 version available on veneer styles only. Supplied in a paintgrade hardwood frame.
- Several door options are available for this flexible and competitively priced doorset.
- Attractive apartment entrance doorsets have excellent fire and noise reduction properties and are also compliant with mobility regulations.
- For flat entrance doorsets without the Secured By Design specification, contact us for a competitive quotation.

Building Regulation compliant with the following features:

- Fireshield FD30 and FD60 door performance supplied with fitted intumescent and smoke seal.
- Multi-point locking system.
- Fire escape (thumb turn) key cylinder.
- Sound reducing door core.
- Approved document E compliant (29dB).
- Choice of 838mm, 864mm, 914mm or 926mm standard door widths.
- Secured By Design approved.
- Available in moulded panel and flush door styles to suit project requirements.



Vertical 5 panel moulded

2 panel smooth

2 panel arch top textured

4 panel arch top textured



Horizontal 4 line smooth

Ash veneer

Koto veneer

North American Maple veneer



White oak veneer

Oak veneer plus duo single line

Oak veneer plus duo double line

Popular paint grade & paint grade plus

For full door range and specifications, see pages 10 to 64.

SoundSecure FD30 and FD60

SoundSecure doorsets have been successfully tested for fire performance against BS476 Part 22, and are certified under the BWF/Certifire assurance scheme.

A combination of door density with factory fitted edge seals offers acoustic control within the

requirements of Building Regulations for flat entrance applications.

In addition to these formal demands, the doorset carries police approval via Secured By Design.

When needed by regulations, a door closer may be required, this can be added onsite. Closers are not supplied by Premdor as standard.





4 panel smooth
& textured



6 panel smooth
& textured



1 panel smooth



Ladder moulded



Sapele veneer



Steamed
Beech veneer



Walnut veneer



New Ecoframe option now available

Ecoframe is the alternative to a traditional timber frame.

Made from recycled materials with a powder coated aluminium skin, the Ecoframe provides a fully finished, maintenance free option with increased security and a FD30 fire rating as standard.



Innova™



White oak horizontal
veneer plus



Walnut horizontal
veneer plus



Anegre



Full details are shown in our SoundSecure literature, please call 0844 209 0008 and ask for a copy or download from www.premdor.co.uk



Masonite Moulded panel doors

Moulded panel doors incorporate quality facings to offer excellent appearance and performance.

All door faces have a white base coat ready for prompt on site finishing. Please note that base coat and priming do not seal the door fully against moisture penetration on site.

Flush doors

Flush doors incorporate veneered faces to offer top quality appearance and performance.

Veneered door faces are fully finished (excluding Popular paint grade) with lacquer to give a beautifully smooth hard wearing and wipe clean surface.

Secured By Design

SoundSecure locking system incorporates a thumb turn release facility to assist emergency escape in the event of a fire within the apartment. The doorset assembly incorporates a high specification door construction and three point espagnolette locking system.





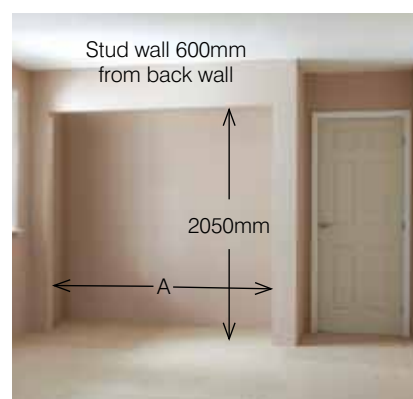
"SLIDING DOORS TAKE UP LESS SPACE THAN

SLIDING WARDROBE DOORS

A unique range of sliding wardrobe systems that gives you the look you want to suit your budget. Kits can be used with a vast array of 35mm doors which means that whether you are looking to create a contemporary bedroom design or maybe a more traditional feel, our range is available in styles and finishes to suit every taste - and best of all, you'll find that its surprisingly more affordable than you might think.

Ordering is as simple as 1,2,3.

1. Measure the size of the system you need.
2. Order your SpeedRobe kit.
3. Choose and order your choice of doors from the Premdor range.



Create your space




- Kit contains everything except the doors.
- Kit made from primed foil wrapped MDF that can easily be painted to match the architrave and skirting in the room.
- Can be used with any design of 35mm x 1981mm Premdor interior door*.
- Doors sold separately, choose from the Premdor range.
- Kit can be used to span openings from 2286mm wide to 1240mm wide.
- Choose from Contemporary or Torus architrave.
- All fixings are hidden.
- Simple rapid installation with minimum tools.

* Excludes Wessex oak doors



Contemporary architrave



Torus architrave

Code	Description	Price
61800	2400 Wardrobe kit with Contemporary architrave (excluding doors)	£130.00
61801	2400 Wardrobe kit with Torus architrave (excluding doors)	£130.00

Full details are shown in our SpeedRobe literature, please call 0844 209 0008 and ask for a copy or download from www.premdor.co.uk

SPEEDROBE
QUICK FIT, SLIDING WARDROBE SYSTEMS



SpeedRobe sliding wardrobe systems are a stylish and flexible way of giving your room an extra special feel. Offering fantastic value for money, they can transform unused space, add storage and offer a focal point to your living space.

HINGED DOORS, GIVING YOU MORE ROOM"

ORDER NOW!



SpeedRobe components kit



Quick and easy installation

Door width mm	No. of doors	Hole Width A mm	Hole Height mm
762	3	2286	2050
711	3	2133	2050
686	3	2058	2050
610	3	1830	2050
864	2	1748	2050
838	2	1696	2050
762	2	1544	2050
711	2	1442	2050
686	2	1392	2050
610	2	1240	2050



Traditional Hardwood Doors
P88



A top quality entrance door makes an excellent first impression to any home.

Ranging from competitively priced, quality traditional doors, to high specification folding and french doors, all manufactured to Premdor's impressive specification standards.



Softwood panel
P94

Exterior doors

Composite Doors
P90



Oak Part L Doors
P92



Flush & Glazed Fire Doors
P98



Matchboard and garage
P96



Timber door frames
P70



French & Folding
P102

Exterior traditional hardwood feature



Carolina

- Retain the character of your property with this traditional choice of doors.
 - A range of competitively priced, quality traditional doors, manufactured exclusively to Premdor's own specification.
 - Large panels are solid hardwood laminated for stability. Panels are raised and fielded on both sides and bedded in mastic to ensure resistance to water penetration.
 - A cost effective solution for refurbishment projects and all available from stock.
- It is advised that this range is used for refurbishment and replacement projects only and not on new builds.
 - Doors in this range are not typically Building Regulation 'Part L' compliant, (see page 108 for further details).
 - Selected hardwood materials, with engineered components used at our option.
 - Doors are suitable for on site paint or stain finish.
 - Doors supplied un-glazed.
 - Glazing beads supplied as standard.
 - Door thickness of 44mm (1³/₄").



Colonial



Cottage



Kensington



Kentucky



Richmond



Tudor

Door size	Carolina		Colonial		Cottage		Kensington		Kentucky		Richmond		Tudor	
	Code	Price	Code	Price	Code	Price	Code	Price	Code	Price	Code	Price	Code	Price
838 x 1981 x 44mm (2' 9" x 6' 6")	35290	£183.00	38690	£183.00	98650	£203.00	97390	£164.00	35590	£177.00	90290	£177.00	39290	£203.00
813 x 2032 x 44mm (2' 8" x 6' 8")	35291	£183.00	38691	£183.00	—	—	97391	£164.00	35591	£177.00	90291	£177.00	39291	£203.00
762 x 1981 x 44mm (2' 6" x 6' 6")	35292	£183.00	38692	£183.00	—	—	97392	£164.00	35592	£177.00	90292	£177.00	39292	£203.00

Weatherboard	Code	Price
930mm	46979	£10.00



Traditional hardwood Colonial feature door



new

Exterior composite doors



6 panel



6 panel top light



4 panel 1 light



4 panel 2 light **



Cottage

All doors also available as White/Black (excludes Cottage)



- Can be fitted into any existing door frame.
- Hard wearing, impact resistant, grained effect GRP door skin gives appearance of painted wood.
- Timber rails and stiles mean the door leaf can be machined as a timber door leaf.
- Trimmable and easy to machine to match up to existing door frames, ideal for replacement projects.
- High density polyurethane foam core, offers good thermal and sound insulation.
- Pre-coloured and semi-gloss coat finish, so no face decoration required.*
- Available in White/White or White/Black colours (excluding cottage).
- Inside face always supplied white regardless of colour of external face.
- Fully finished matching cassette, if glazed.
- Obscure 'Waterfall' effect design laminated glass included with weather seal for glazed doors.
- Supplied un-prepped for hinges, locks and letterplates so not handed.
- All designs suitable as front or rear doors.
- Each door supplied with a silver rain deflector (850mm) – additional hardware available if required.
- Can be trimmed up to 6mm on each side and up to 20mm on bottom edge.*
- A choice of three hardware packs available.

Door size	6 panel White / White		6 panel top light White / White		4 panel 1 light White / White		4 panel 2 light White / White		Cottage White / White	
	Code	Price	Code	Price	Code	Price	Code	Price	Code	Price
838 x 1980 x 44mm (2' 9" x 6' 6")	44900	£160.00	44902	£227.00	44904	£277.00	44906	£302.00	44908	£224.00

Door size	6 panel White / Black		6 panel top light White / Black		4 panel 1 light White / Black		4 panel 2 light White / Black	
	Code	Price	Code	Price	Code	Price	Code	Price
838 x 1980 x 44mm (2' 9" x 6' 6")	44901	£173.00	44903	£240.00	44905	£290.00	44907	£315.00

Hardware Packs	Hardware Pack 1 Front door with Multipoint Lock		Hardware Pack 2 Front door with 5 lever lock		Hardware Pack 3 Rear door with 5 lever lock	
	Code	Price	Code	Price	Code	Price
	44950	£111.00	44591	£59.00	44952	£50.00


*All exposed timber after trimming or machining for hardware must be primed and painted to prevent moisture ingress. Failure to do this could invalidate warranty.

** 4 panel 2 light door is supplied with a section of horizontal grain panel between the two lights.



Obscure 'Waterfall' glazing detail





Hardware Pack Options

Hardware Pack 1 Front door with multipoint lock

1. Sienna lever handle, polished chrome
2. Multi point lock
3. Double sever-secure cylinder, 35/35, nickel plated
4. Letterplate, silver frame, polished stainless steel flap
5. Zinc plated 4x4 loose pin hinges (1.5 pairs)



Hardware Pack 2 Front door with 5 lever lock

1. Silver 65mm 5 Lever sashlock, BS3621 kitemarked
2. Letterplate, silver frame, polished stainless steel flap
3. Zinc plated 4x4 loose pin hinges (1.5 pairs)



Hardware Pack 3 Rear door with 5 lever lock

1. Silver 65mm 5 Lever sashlock, BS3621 kitemarked
2. Zinc plated 4x4 loose pin hinges (1.5 pairs)



To maintain warranty only use recommended hardware packs

Exterior oak 'Part L' feature



4 panel oak

U 1.70



4 panel 2 light oak glazed

U 1.80



6 panel oak top light glazed

U 1.80



Cottage oak

U 1.80

- Our range of exterior 'Part L' feature doors are available in a range of popular styles and are fully FSC® certified.
- A high quality, high performance range of Oak doors suitable for new build applications.
- Supplied fully glazed for swift on-site installation.
- Desirable, traditional designs meet the thermal efficiency values set by the building regulations.
 - Selected American White oak veneered specification.
 - High tech engineered construction.
 - Complies to 'Part L' Building Regulations.
 - Stylish raised mouldings to external face.
 - Insulated panels.
 - Mastic sealed panels.
- Doors supplied preglazed with obscure double glazed unit, pattern at our option.
- Doors suitable for on site finishing.
- Door thickness 44mm (1³/₄").
- FSC® chain of custody certified.
- Doors must be fully finished prior to installation following the instructions supplied with the doors.

Door size	4 panel oak 'Part L'		4 panel 2 light oak 'Part L'	
	Code	Price	Code	Price
838 x 1981 x 44mm (2' 9" x 6' 6")	98680	£314.00	98670	£419.00

Door size	6 panel top light oak 'Part L'		Cottage oak 'Part L'	
	Code	Price	Code	Price
838 x 1981 x 44mm (2' 9" x 6' 6")	98690	£373.00	98660	£385.00



U 0.00 Exterior entrance doors for use in all new build housing associated with planning consent require to carry a thermally efficient 'U' value. In England and Wales, this minimum performance level is included in Building Regulation Part L, and is set at 2.00 W/m²k. All door designs in the Premdor Oak Feature range carry 'U' values that meet this requirement. Note: Usually doors incorporated as part of a home extension require a lower, (1.8 W/m²k) 'U' value for compliance.



Exterior softwood panel

- For a cost effective replacement or refurbishment door, Premdor exterior panel doors are available in a number of traditional designs.
- Available from stock, softwood panel doors help retain the traditional features of your property during refurbishment.
- Supplied pre-beaded for easy on-site glazing.
- Matching door frames available, see page 100-101.
- It is advised that this range is used for refurbishment and replacement projects only and not on new builds.
- Doors in this range are not typically Building Regulation Part L compliant, (see page 108 for further details).
- Dowel and glued construction.
- Softwood panel doors are not available factory glazed, finished, serviced or as a doorset.
- Selected softwood material, with engineered components, used at our option.
- Doors are unfinished ready for on site paint or stain finishing.
- Doors supplied un-glazed.
- Glazing beads supplied as standard.
- Door thickness of 44mm (1³/₄").



10 softwood



2XG softwood



2XGG softwood



KXT softwood



SC softwood



SA softwood

Door size	10 softwood panel		2XG softwood panel		2XGG softwood panel		KXT softwood panel		SC softwood panel		SA softwood panel	
	Code	Price	Code	Price	Code	Price	Code	Price	Code	Price	Code	Price
838 x 1981 x 44mm (2' 9" x 6' 6")	52014	£140.00	52314	£161.00	51714	£159.00	75814	£245.00	75514	£245.00	75314	£245.00
762 x 1981 x 44mm (2' 6" x 6' 6")	52011	£140.00	52311	£161.00	51711	£159.00	75811	£245.00	75511	£245.00	75311	£245.00



20 softwood pair



22 softwood pair



2SA softwood pair

Pair door size	20 softwood panel pair		22 softwood panel pair		2SA softwood panel pair	
	Code	Price	Code	Price	Code	Price
1168 x 1981 x 44mm (3' 10" x 6' 6")	52112	£270.00	52212	£310.00	76312	£483.00
1107 x 2000 x 44mm metric	52113	£270.00				

Weatherboard	Code	Price
930mm	45179	£10.00





Exterior matchboard and garage

- Improved specification on matchboard doors.
- Basic in design and traditional in appearance – but always the first choice for outbuildings or where a more traditional garage door design is preferred.
- These competitively priced doors are all available from stock.
- The traditional and rustic appearance make these door ideal for paint finishing.
- Selected softwood.
- Doors are suitable for paint or joinery quality high build stain finish.
- Components may be finger jointed, (see page 108).

- LB doors are supplied with fixed braces and are not recommended for internal use or for use as a domestic entrance door. FLB doors are supplied loose pinned for on-site handing.
- Doors are not available factory glazed, finished, serviced or as a doorset.
- LB and FLB doors have FSC® chain of custody.
- FLB doors are 44mm thick with 14mm boards. LB doors use 18mm board with 20mm braces.
- Doors supplied ready for prompt on site painting.
- GTF suitable for single or double (14mm) glazing.



Matchboard FLB



Matchboard LB

Door size	Matchboarded FLB		Matchboarded LB	
	Code	Price	Code	Price
838 x 1981 (2' 9" x 6' 6")	57414	£120.00	57314	£95.00
813 x 2032 (2' 8" x 6' 8")	57439	£120.00	–	–
762 x 1981 (2' 6" x 6' 6")	57411	£120.00	57311	£95.00
686 x 1981 (2' 3" x 6' 6")	57416	£120.00	57316	£95.00
610 x 1981 (2' 0" x 6' 6")	57417	£120.00	57317	£95.00


Door size	GTF garage (pair)		GTG garage (pair)	
	Code	Price	Code	Price
2134 x 1981 x 44mm (7' 0" x 6' 6")	–	–	30350	£360.00
2134 x 2134 x 44mm (7' 0" x 7' 0")	30353	£400.00	–	–




1 year guarantee applies to GTF & GTG garage doors



GTF garage (pair)



GTG garage (pair)



Exterior flush and glazed fire

- This popular and cost effective door is ideal for commercial applications.
- Ideal for locations where a practical, cost effective door is required.
- Flush doors are lipped on the long edges, the Standard core specification is cellular and blocked where appropriate for ironmongery.
- A range of complimentary door frames are available, see pages 100-101.



F1X flush

F2X flush

F4X flush

- It is advised that this range is used for refurbishment and replacement projects only and not on new builds.
- Doors in this range are not typically Building Regulation Part L compliant, (see page 108 for further details).
- Flush doors used in exterior positions face particularly harsh performance requirements. Please note variance in temperature and moisture levels between the outside and inside faces can often be considerable, causing distortion in the door, which is excluded from the Premdor guarantee.
- Fire door option available on selected items.
- Flush doors are ready for on site paint finishing and must be fully finished on faces and all edges **before** installation.
- Glass openings have equal side margins.
- Standard core doors are supplied apertured only, un-glazed.
- Fireshield doors are supplied with clear wired fire rated glass.
- Option Plus factory servicing is available on application, (see page 74).

Door Size		F1X flush		F2X flush		F4X flush	
		Code	Price	Code	Price	Code	Price
Standard Core	838 x 1981 x 44mm (2' 9" x 6' 6")	21114	£103.00	21214	£133.00	21414	£133.00
	813 x 2032 x 44mm (2' 8" x 6' 8")	21139	£103.00	21239	£133.00	21439	£133.00
	762 x 1981 x 44mm (2' 6" x 6' 6")	21111	£103.00	21211	£133.00	21411	£133.00
	686 x 1981 x 44mm (2' 3" x 6' 6")	21116	£103.00	-	-	-	-
	610 x 1981 x 44mm (2' 0" x 6' 6")	21117	£103.00	-	-	-	-
	826 x 2040 x 44mm Standard Metric	21138	£103.00	-	-	-	-
	726 x 2040 x 44mm Standard Metric	21137	£103.00	-	-	-	-
Fireshield	807 x 2000 x 44mm Standard Metric	21148	£103.00	21248	£133.00	21448	£133.00
	914 x 1981 x 44mm (3' 0" x 6' 6")	22355	£145.00	-	-	-	-
	864 x 1981 x 44mm (2' 10" x 6' 6")	22377	£145.00	-	-	-	-
	838 x 1981 x 44mm (2' 9" x 6' 6")	22314	£145.00	22460	£263.00	22468	£304.00
	813 x 2032 x 44mm (2' 8" x 6' 8")	22339	£145.00	22461	£263.00	22469	£304.00
	762 x 1981 x 44mm (2' 6" x 6' 6")	22311	£145.00	22462	£263.00	22470	£304.00
	686 x 1981 x 44mm (2' 3" x 6' 6")	22316	£145.00	-	-	-	-
	926 x 2040 x 44mm Standard metric	22329	£150.00	-	-	-	-
	826 x 2040 x 44mm Standard Metric	22338	£145.00	-	-	-	-
	726 x 2040 x 44mm Standard Metric	22337	£145.00	-	-	-	-
Firemaster	807 x 2000 x 44mm Standard Metric	22348	£145.00	22463	£263.00	22471	£304.00
	838 x 1981 x 54mm (2' 9" x 6' 6")	24114	£390.00	-	-	-	-
	762 x 1981 x 54mm (2' 6" x 6' 6")	24111	£390.00	-	-	-	-

Apertured dimensions to suit door size	Door Size	F2X flush		F4X flush	
		Width	Height	Width	Height
	838mm x 1981mm	584mm	483mm	584mm	787mm
	813mm x 2032mm	559mm	533mm	559mm	838mm
	762mm x 1981mm	508mm	483mm	508mm	787mm
	807mm x 2000mm	553mm	502mm	553mm	806mm



OPTION
FACTORY SUPPLIED **PLUS**

Options can be ordered on all doors where suitable.

- Non standard sizes.
- Factory priming (F1X face only).
- Factory glazing.
- Factory machining for hinges and/or latches.
- Supply and fit intumescent seals to Fire doors.
- Please see page 74 for further information.
- Fireshield FD30 fire rated.
- Firemaster FD60 fire rated.





Exterior timber door frames

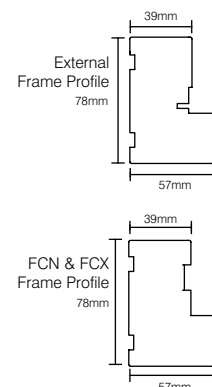
- Door frames are an essential component within any door installation.
- Timber door frames are supplied in selected softwood with hardwood or new composite cills.
- Exterior timber door frames are available in most popular door sizes.
- Exterior frames are weather stripped as standard, and can be ordered with low level weatherbar for use in Building Regulation 'Part M' compliance situations by specifying the 'Mobility Range'.
- Interior fire door frames are supplied with intumescent strip as standard.
- Softwood frames are Redwood with 'honey' stain base coat.
- Garage door frames have mortice and tenon joints, square sections ex 67 x 67mm (supplied unassembled). When assembled the frames have the door opening as shown.
- Redwood FD30 frames supplied 'honey' stained.
- FD60 Firemaster and FD30 Fireshield frames grooved and fitted with intumescent strips as standard.
- Low level threshold weather bar set supplied as standard on mobility frame designs.
- Weather stripped as standard.
- FSC® Chain of custody applies to all frames without hardwood thresholds.
- Guaranteed for 30 years against fungal attack and rot.
- Guaranteed for 10 years against manufacturing defects.



External timber door frames	Single door opening inwards (with hardwood threshold)			Single door opening outwards (with hardwood threshold)			Single door reversible (without threshold)		
Door size	Code	Overall frame size	Price	Code	Overall frame size	Price	Code	Overall frame size	Price
686 x 1981mm (2' 3" x 6' 6")	—	—	—	FWXS23	768 x 2075mm	£101.00	FWN23	768 x 2023mm	£72.00
762 x 1981mm (2' 6" x 6' 6")	FWNS26	844 x 2075mm	£101.00	FWXS26	844 x 2075mm	£101.00	FWN26	844 x 2023mm	£72.00
813 x 2032mm (2' 8" x 6' 8")	FWNS28	895 x 2126mm	£101.00	FWXS28	895 x 2126mm	£101.00	FWN28	895 x 2074mm	£72.00
838 x 1981mm (2' 9" x 6' 6")	FWNS29	920 x 2075mm	£101.00	FWXS29	920 x 2075mm	£101.00	FWN29	920 x 2023mm	£72.00
807 x 2000mm Standard Metric	FWNS807	889 x 2094mm	£101.00	FWXS807	889 x 2094mm	£101.00	FWN826	908 x 2082mm	£72.00
926 x 2040mm Standard Metric	—	—	—	FWXS926	1008 x 2134mm	£101.00	FWN926	1008 x 2082mm	£72.00


External timber door frames	Pair of doors opening inwards (with hardwood threshold)			Pair of doors opening outwards (with hardwood threshold)		
Door size	Code	Overall frame size	Price	Code	Overall frame size	Price
914 x 1981mm (3' 0" x 6' 6")	—	—	—	FWXS30	996 x 2075mm	£124.00
1168 x 1981mm (3' 10" x 6' 6")	FWNS310	1250 x 2075mm	£132.00	FWXS310	1250 x 2075mm	£132.00
1512 x 1981mm (4' 11 1/2" x 6' 6")	FWNS1512	1594 x 2075mm	£184.00	FWXS1512	1594 x 2075mm	£184.00
1664 x 1981mm (5' 5 1/2" x 6' 6")	—	—	—	FWXS1664	1746 x 2075mm	£184.00
1107 x 2000mm Standard Metric	—	—	—	4FWXS	1187 x 2094mm	£132.00

External mobility range	Single door opening inwards (with hardwood threshold and low level weatherbar)			Single door opening inwards (without threshold but with low level weatherbar)		
Door size	Code	Overall frame size	Price	Code	Overall frame size	Price
838 x 1981mm (2' 9" x 6' 6")	FWNS29MOB	920 x 2096mm	£133.00	FWN29MOB	920 x 2044mm	£104.00
914 x 1981mm (3' 0" x 6' 6")	FWNS30MOB	996 x 2096mm	£152.00	—	—	—



Garage door frames (for up and over doors)			
Door size	Code	Overall frame size	Price
2134 x 1981mm (7' 0" x 6' 6")	UOF7066	2271 x 2051mm	£93.00
2134 x 2134mm (7' 0" x 7' 0")	UOF7070	2271 x 2204mm	£95.00
2286 x 2134mm (7' 6" x 7' 0")	UOF7670	2422 x 2204mm	£114.00
4268 x 2134mm (14' 0" x 7' 0")	UOF14070	4404 x 2204mm	£134.00

Option to adapt garage door frames to suit open out side hung doors		
Code	Overall frame size	Price
62114	Planted door stop set to suit side hung door (primed)	£25.00
62211	Planted door stop set to suit side hung door (base stained)	£25.00



FCX range

To suit Premdor Fireshield doors
FD30 rated frames, when used with appropriate door. 15mm intumescent strip fitted in jambs and head of frame as standard.



FCN range*

To suit Premdor Fireshield doors
Fireshield door frames are suitable for use with other BWF-Certifire approved components in single leaf doorset applications. See relevant Certifire data sheet for more details if required.



FCX range

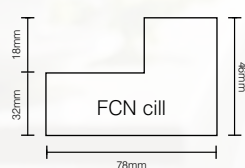
To suit Premdor Firemaster doors
FD60 rated dense hardwood material frame, when used with appropriate door. Intumescent strip (2 x 15mm) fitted in jambs and head of frame as standard.



- Fireshield FD30 fire rated.
- Firemaster FD60 fire rated.

FSC® – applies to all frames without hardwood thresholds.

Hardwood Fireshield Threshold



External timber door frames (FSC)	Single door opening outwards (with composite threshold)		
	Code	Overall frame size	Price
Door size 762 x 1981mm (2' 6" x 6' 6")	FWXS26P	844 x 2075mm	£101.00
813 x 2031mm (2' 8" x 6' 8")	FWXS28P	895 x 2126mm	£101.00
838 x 1981mm (2' 9" x 6' 6")	FWXS29P	920 x 2075mm	£101.00

Internal fire door frames		Fireshield frame reversible (without threshold)			Fireshield frame reversible (with non-projecting threshold)			Firemaster frame reversible (without threshold)		
Door size		Code	Overall frame size	Price	Code	Overall frame size	Price	Code	Overall frame size	Price
610 x 1981mm (2' 0" x 6' 6")		■ FCX20	692 x 2023mm	£94.00	—	—	—	—	—	—
686 x 1981mm (2' 3" x 6' 6")		■ FCX23	768 x 2023mm	£94.00	■ FCN23	769 x 2056mm	£129.00	—	—	—
762 x 1981mm (2' 6" x 6' 6")		■ FCX26	844 x 2023mm	£94.00	■ FCN26	845 x 2056mm	£129.00	■ FCX6026	829 x 2016mm	£231.00
813 x 2032mm (2' 8" x 6' 8")		■ FCX28	895 x 2074mm	£94.00	■ FCN28	896 x 2107mm	£129.00	■ FCX6028	880 x 2067mm	£231.00
838 x 1981mm (2' 9" x 6' 6")		■ FCX29	920 x 2023mm	£94.00	■ FCN29	921 x 2056mm	£129.00	■ FCX6029	905 x 2016mm	£231.00
864 x 1981mm (2' 10" x 6' 6")		■ FCX210	946 x 2023mm	£94.00	■ FCN210	947 x 2056mm	£129.00	—	—	—
914 x 1981mm (3' 0" x 6' 6")		■ FCX30	996 x 2023mm	£113.00	■ FCN30	997 x 2056mm	£155.00	—	—	—
807 x 2000mm	Standard Metric	—	—	—	■ FCN807	890 x 2075mm	£129.00	—	—	—
726 x 2040mm	Standard Metric	—	—	—	—	—	—	■ FCX60726	793 x 2075mm	£231.00
826 x 2040mm	Standard Metric	■ FCX826	908 x 2082mm	£94.00	■ FCN826	909 x 2115mm	£129.00	■ FCX60826	893 x 2075mm	£231.00
926 x 2040mm	Standard Metric	■ FCX926	1008 x 2082mm	£94.00	—	—	—	■ FCX60926	993 x 2075mm	£231.00

Exterior french and folding doors

The attractive french and folding range is affordable luxury at its very best.


Through this range you will receive a beautiful product which doesn't compromise on quality, safety or performance.

Sets are supplied 'ready to assemble,' with most components pre-machined at our factory. This ensures ease of installation on site and the process also becomes easier for fitting the special hardware, locks and handles.

The doors are 54mm thick. Doors and frames are manufactured using a modern engineered construction for stability, and have a solid hardwood core and 3mm slices of oak or 3mm hardwood veneered on each visible surface.

The set has been factory finished with 3 coats of high build micro porous finish applied and ready to install on site without further finishing. One total immersion dip coat and 2 top coats. The finish incorporates maximum UV protection.

Our sets come complete with doors, frame, cill, hardware, threshold, locks, handles, weather and draught seals.





Pull handle



Top track with rollers

Exterior oak french & folding doors

Exterior oak french doors



- Premdor french doors are high specification systems which make an impressive statement as part of any home.
- All of the timber components are manufactured using the latest technology to reduce warping or twisting.
- The doors are 54mm thick, and both the doors and frames are built using a modern engineered construction, with a solid hardwood core and 3mm oak surface.
- Sets are supplied 'ready to assemble,' with most components pre-machined at our factory.
- The 24mm double glazed units incorporate special Low 'E' thermal glass, which is toughened to BS EN 12150 and BS EN 12600.

- Supplied unassembled for on site assembly, with full fitting instructions included.
- Our sets incorporate double weather and draught seals.
- Supplied with polished chrome hardware.
- Doors are open out only, the main opening door can be left or right.

Door size	Code	Price
1190mm x 2074mm (4ft approx)	FDPFO4	£1,872.00
1490mm x 2074mm (5ft approx)	FDPFO5	£2,068.00
1790mm x 2074mm (6ft approx)	FDPFO6	£2,345.00
2390mm x 2074mm (8ft approx) includes 2 side lights	FDPFO8SL	£3,250.00

All doors are to the nearest metric equivalent size (allow an extra 10mm for brickwork opening sizes). Pre-glazed with 24mm argon filled Low 'E' double glazed units. See page 109 for brickwork openings.





Exterior oak folding doors

- Our elegant folding doors are perfect for any domestic environment where you wish to bring the outside in.
- These pre-glazed oak veneered sets are unique in that they are reversible, allowing the choice of right or left hand opening.
- Folding doors allow uninterrupted access to your garden or patio in a stylish and elegant way.
- All sets incorporate a 3 point insurance rates PAS 23/24 tested lock on the main access door and lockable slide bolt on the inside.
- Supplied unassembled for on site assembly, with full fitting instructions included.
- The doors are 54mm thick, and both the doors and frames are built using a modern engineered construction, with a solid hardwood core and 3mm oak surface.
- Oak folding doors are supplied with a fully finished oak cill with aluminium sub cill for drainage.

Door size	Code	Price
1790mm x 2090mm (6ft approx)	54PFO6	£3,098.00
2390mm x 2090mm (8ft approx)	54PFO8	£3,547.00
2990mm x 2090mm (10ft approx)	54PFO10	£5,340.00
3590mm x 2090mm (12ft approx)	54PFO12	£5,941.00



All doors are to the nearest metric equivalent size (allow an extra 10mm for brickwork opening sizes). Pre-glazed with 24mm argon filled Low 'E' double glazed units. See page 109 for brickwork and for door opening configurations.

Exterior hardwood french & folding doors



- Premdor french doors meet the requirements of 'Part L' building regulations.
- Manufactured from excellent value fully finished hardwood supplied white as standard.
- All of the timber components are manufactured using the latest technology to reduce warping or twisting.
- The doors are 54mm thick, and both the doors and frames are built using a modern engineered construction, with a solid hardwood core and 3mm hardwood veneered surface.
- Sets are supplied 'ready to assemble,' with most components pre-machined at our factory.

- The 24mm double glazed units incorporate special Low 'E' thermal glass, which is toughened to BS EN 12150 and BS EN 12600.
- Supplied unassembled for on site assembly, with full fitting instructions included.
- Our sets incorporate double weather and draught seals.
- Supplied with polished chrome hardware.
- Doors are open out only, the main opening door can be left or right.

Door size	Code	Price
1190mm x 2074mm (4ft approx)	FDPFW-1L-4	£1,773.00
1490mm x 2074mm (5ft approx)	FDPFW-1L-5	£1,969.00
1790mm x 2074mm (6ft approx)	FDPFW-1L-6	£2,252.00
2390mm x 2074mm (8ft approx) includes 2 side lights	FDPFW-1L-8SL	£3,113.00



All doors are to the nearest metric equivalent size (allow an extra 10mm for brickwork opening sizes). Pre-glazed with 24mm argon filled Low 'E' double glazed units. See page 109 for brickwork openings.



Exterior white folding doors

- Premdor folding doors are exceptionally affordable without compromising on quality and specification.
- Our hardwood folding white doors are fully finished using a 3 coat Hi Build Microporous Wood Coating System, so they are ready to install on site without further finishing.
- Manufactured using FSC® certified material.
- Sets are fully reversible so can be hung to operate from right to left or left to right.

- The set includes a 3 point locking system plus internal keyed drop bolts for extra security. The 3 point security locks are PAS 23/24 tested.
- Supplied unassembled for on site assembly, with full fitting instructions included.
- The doors are 54mm thick, and both the doors and frames are built using a modern engineered construction, with a solid hardwood core and 3mm hardwood veneered surface.
- Folding doors are supplied with a fully finished hardwood cill with aluminium sub cill for drainage.
- Supplied with polished chrome hardware.

Door size	Code	Price
1790mm x 2090mm (6ft approx)	54PFW6	£2,717.00
2390mm x 2090mm (8ft approx)	54PFW8	£3,119.00
2990mm x 2090mm (10ft approx)	54PFW10	£4,812.00
3590mm x 2090mm (12ft approx)	54PFW12	£5,245.00

All doors are to the nearest metric equivalent size (allow an extra 10mm for brickwork opening sizes). Pre-glazed with 24mm argon filled Low 'E' double glazed units. See page 109 for brickwork and for door opening configurations.



Exterior door general specification

Door thickness

Standard doors: 44mm (1 3/4").

Firemaster: 54mm (2 1/8").

Fireshield: 44mm (1 3/4").

Beading

Traditional hardwood, panel, flush and glazed fire doors are supplied with bead packs as standard.

Glazing suitability

Exterior feature and panel doors are suitable for double glazing up to 14mm thick, unless indicated for single glazing only, 'Part L' compliance or supplied factory glazed.

Traditional feature doors are not available factory glazed, finished or serviced or as a doorset.

Exterior flush Fireshield, Firemaster and ExtraCore doors are supplied with clear wired fire rated glass as standard. Standard core doors are supplied apertured only.

Garage doors are suitable for either single or 14mm double glazing, with beading supplied.

Door finishing

Traditional hardwood feature and panel doors require full decoration prior to installation. Please note that hardwood products may vary in finished appearance due to colour variation in timber materials.

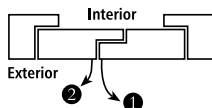
By popular choice Hemlock panel doors are often stain finished on site, however, as ply panels may not match timber framing, and visible finger joints may occur, this type of decoration may not achieve a satisfactory finish. The use of paint finish is therefore recommended.

Matchboarded doors are supplied ready for prompt on site paint finishing. Appropriate stain finishes may also be used but natural timber appearance and factory applied surface filler may be visible after decoration. Exposed face knots should be sealed prior to decoration to reduce the risk of resin 'bleed' which may occur naturally. This is excluded from our guarantee cover. Matchboarded doors contain staple holes from the production process. These will require filling prior to painting.

No factory applied preservative treatment is applied as part of any standard door specification. Protection against moisture ingress is essential to the longevity of any exterior product, and initial decoration must be appropriately applied and coating maintained for the installed life of the unit. Premdor warranty cover is specific to this point.

Pairs

Pairs of doors are supplied rebated at meeting stiles and open right hand pull first. See diagram for clarification. Example shown is open out configuration.



Weather protection

To ensure door and door frame provide adequate performance in exposed situations, it is recommended that installation is within a porch or canopy. This is particularly critical with open in doors and pairs.

Letterplates

When installing flush or fire doors, if a letterplate is required this should be of the sleeved type to ensure protection against water ingress into the exposed door core. In fire doors letterplates must also be of an approved fire resisting design.

Face fixed weatherboards

On timber doors the addition of a face fixed weather-board is recommended, supplied loose, 930mm wide.

Hardwood: Code 46979 Price £10.00.

Softwood: Code 45179 Price £10.00.



Fire doors

Premdor fire doors are compliant with British Standards and the BWF Certifire Scheme. See relevant data sheet for more details if required.

Fire door core

Exterior Flush fire doors feature a traditional framed up solid core.



EXTRACORE Exterior doors can be reduced in size to suit most refurbishment situations. FD30 rated, when hung in appropriate frame with intumescent strips in jambs and head or top and long edges of the door.

They can be reduced by up to 40mm from any side, whilst retaining their fire rating, provided the BWF Certifire label is not removed from the top edge of the door.



Fireshield FD30 rated, when hung in appropriate frame with intumescent strips in jambs and head, or top and long edges of the door. Glazed Fireshield doors are supplied with clear (unwired) fire rated glass as standard.



Firemaster FD60 fire rated when hung in appropriate frame with intumescent strips in jambs and head, or top and long edges of door. Single FD60 exterior flush doors cannot be used to form pairs.

Thermal efficiency

'U' values are indicated alongside products in this section for guidance only. All values shown are manufacturers calculations, based on material content for an 838mm size door within a doorset. The 'U' value indicates the thermal efficiency (W/m²K) the lower the 'U' value the greater the energy saving. For further details, see Building Regulations 'Part L'.

Oak Part L doors are compliant with the mandatory thermal efficiency level for doors in new build dwellings. They are also ideal for refurbishment use where a thermally insulating door is preferred or beneficial.

As used primarily within outbuildings, matchboarded doors are not offered with any formal 'U' value accreditation.



Building regulations

U 0.00 Suitable for most 'Part L' projects.

Oak Part L feature doors

Exterior entrance doors for use in all new build housing associated with planning consent require to carry a thermally efficient 'U' value. In England and Wales, this minimum performance level is included in Building Regulation Part L, and is set at 2.00 W/m²K. All door designs in the Premdor Oak Feature range carry 'U' values that meet this requirement. Note: Usually doors incorporated as part of a home extension require a lower, (1.8W/m²K) 'U' value for compliance.

Hardwood feature, softwood panel and exterior flush

Doors in these ranges are not compatible with the formal thermal requirements of the Building Regulations as defined for use in new build projects. However these long established product designs are appropriate to, and popularly selected

for repair work and replacement door applications, which are generally exempt from Regulation providing the door design used has less than 50% of glazed area.



Guarantees

Guaranteed for 1 or 2 years against manufacturing defects.

Guarantees are subject to the products being treated in accordance with Premdor's instructions for storage, handling, installation, maintenance and use and exclude ironmongery where applicable. Failure to follow these instructions may invalidate your guarantee. This does not affect your statutory rights.

Product availability

All items shown tint flashed are normally available ex-stock. Some designs may be discontinued during the life of this Range Guide.

Ordering

Door prices exclude glass, letterplate aperture, ironmongery and frames unless where otherwise stated. Doors supplied will require on site finishing. When ordering always state product codes. All prices exclude VAT. Specifications may vary at our option.

Timber door frames

Weather protection

To ensure doors and door frames provide adequate performance in exposed situations it is recommended that a porch or canopy is installed. Door frames are supplied with factory fitted weather strip.

One hour fire door frame with a 57mm x 90mm head and jamb has 25mm (1") rebates. Half hour fire door frames have the option with or without cill. The cill is flush 50 x 78mm with the head and jambs 57 x 78mm.



Weatherbar set

Gold coloured aluminium low level weatherbar supplied loose for on site fitting as standard on mobility frames.

Frame finishing

All softwood frames are vacuum preservative treated. Softwood frames are supplied with a 'Honey' prime finish. Hardwood cills are supplied without a base coat stain.

Building regulations

Premdor offers an exterior mobility door frame range which will allow these requirements to be met assuming the hardwood threshold (where fitted) is installed in accordance with the "Guidance for House Builders and Designers" document available from: www.tso.co.uk.

The vulnerable under door area is protected by a low level aluminium weatherbar for site screw fixing, which makes the frame suitable for Part M Regulations, when specified with suitable width doors. For more details, please contact Premdor.

Guarantees



Guaranteed for 30 years against fungal attack and rot (softwood only).



Guaranteed for ten years against manufacturers defects.

Storage, handling, installation, maintenance and use

Storage and handling

Doors and doorsets should be stored and handled as prescribed in BS Code of Practice BS 8000 Part S 1990.

Doors and doorsets should be kept dry and clean inside the polythene packaging until immediately before painting/staining. Do not store or install in an area which may be subject to extremes of temperature. Use a dry, well ventilated building, in areas which have not been recently plastered.

It is essential that precautions are taken where there is a risk of moisture content build up. Particular care is needed in

centrally heated or air conditioned buildings. Premdor must be informed at the time of tender and order whenever doors are needed for such buildings. The testing and rapid switching on and off of heating during the construction is detrimental to joinery.

Doorsets are heavy! Take care when lifting or handling. Consider fully any handling risk, including danger from glazed panels.

Installation

Doors and doorsets should be fitted as prescribed in the BS Code of Practice CP151.

It is essential that doors be fully sealed and any air gaps plugged, immediately after delivery. They should be sealed and knotted and primed on both faces and

all four edges, and should then be fully finished, preferably before installation. Any surface subsequently cut should be primed before the door is fixed into position. This particularly applies when end grain is exposed.

It is essential that if the preservative seal is broken in any way (e.g. trimmed, drilled or cut for letter box, hinges etc.) then any such exposed area should be preservative treated, painted/stained.

Decorative finished products

Coated surfaces require regular maintenance and cleaning at least annually to remove surface pollution. Some 'chalking' of the finish may occur over time due to natural erosion of the microporous paint

film. This does not detract from the systems protective performance.

On occasion timber products may naturally exude resin after installation. Typically, if resin is present this 'bleeding' cannot be prevented and Premdor are unable to accept liability.

Discolouration can occur which will require attention and maintenance to retain the aesthetics and integrity of the coating. Resin exudation is excluded from our performance guarantee.

Exposure conditions can vary significantly according to location. South facing elevations and coastal sites will reduce to some extent the finish life to first maintenance. Our guarantees are intended to cover reasonable average UK conditions.

Composite doors.

All exposed timber after trimming or machining for hardware must be primed and painted to prevent moisture ingress. Failure to do this could invalidate warranty. It is recommended that dark coloured doors are not fitted on south facing elevations as the doors could expand & contract making operation difficult. In order to maintain the door guarantee the supplied or suitable rain deflector must be fitted to the bottom of every door.

Care of your composite door.

It is recommended that the door surface is regularly washed with warm soapy water using a lint free cloth. Frequency will depend on location, for example a door in coastal regions, industrial areas or close to a main road will need more frequent cleaning. Never use abrasive cleaners or scouring pads on the surface as this could remove the top coat of the finish and accelerate deterioration. Never use high pressure jet washing devices

or steam cleaners. Never use any type of bleach or solvent such as white spirit, paint thinners or cosmetic varnish removers as they will take away the top coat of the finish exposing the skin. Avoid any type of adhesive or temporary 'tac' substance as this could remove the top coat of finish. Failure to follow the above could invalidate any warranty.

French and folding doorsets

Doorset

The finished frame height is 2074mm for french doors and 2090mm for the folding doors.

Handing

French sets open outwards and thanks to our unique reversible technology, either the left or right door can be used as the main opening door.

Folding sets are reversible from the same set for left or right opening which can be chosen on site.

Glazing

The 24mm Double glazed units incorporate special Low 'E' thermal glass with an argon filling to enhance the thermal performance, the double glazed units are fitted into the doors so there is no glazing required on site. The glass is toughened to the 2 latest European standards BS EN 12150 and BS EN 12600.

Finishing

The sets have been factory finished with 3 coats of High Build microporous finish applied and ready to install on site without further finishing. One total immersion dip coat and 2 top coats. The finish incorporates maximum UV protection.

It is very important that the finish on your door set is checked and re-coated after 12 months (six months in coastal areas). This will maintain the decorative finish and ensure that no moisture enters the timber of the doors and frames during the life of the product.

The length of time between re-coating depends greatly on exposure to weather and the direction the sliding/folding doors face. The coating will last longer in a sheltered or north facing site. However, if the site is south facing, or in a heavy weather exposure area, we recommend checking for break down every six months after purchase and re-coating if necessary.

We recommend that your door set is maintained and refinished using medium or high build microporous wood finishes. In addition, it's better to refinish as soon as you see any breakdown of the finish. Don't wait until it's too late and the finish has completely broken down allowing moisture into the wood.

We do not recommend the use of yacht varnish, waxes or oil applications to pre-finish our door sets for external use.

Weather protection

All of our sets incorporate double weather and draught seals.

Locking systems and ironmongery

The doorsets are supplied with a multi-point locking system. The handles are of a chrome effect and are supplied loose, ready for fitting on site.



Thermal efficiency

The Building Regulation Part L rating of the whole set is 1.7W/m²K which passes the regulations for refurbishment, extensions to existing dwellings or new build homes. The Low 'E' glass used has a 1.1W/m²K rating. Please note that the 'U' Values are indicated alongside products for guidance only. Values shown are independently tested by an accredited testing company. The 'U' value indicates thermal efficiency (W/m²K). The lower the rating the greater the energy saving. For further information see Building Regulations Part L.

'U' Values

Folding doors • Part 'L' 1.5 W/(m²K) • Glass 1.1 W/(m²K)

French doors • Part 'L' 1.7 W/(m²K) • Glass 1.1 W/(m²K)

Guarantees

Guarantees are subject to the products being treated in accordance with Premdor's instructions for storage, handling, installation, maintenance and use and exclude ironmongery where applicable. Failure to follow these instructions may invalidate your guarantee. This does not affect your statutory rights.



Factory fitted glass carries a 5 year guarantee.



Guaranteed for 10 years against doors and hardware manufacturers defects.

Ordering

All prices exclude VAT. Specifications may vary at our option.

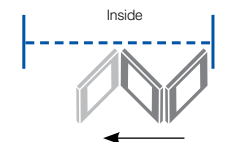
Handings and brickwork sizes:

Choose between left or right handing – There is no need to order left or right opening sets as our folding sets are all reversible and this can be chosen when the set arrives on site. All our folding doors fold outside to allow maximum use of space in your room.

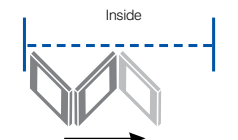
Brickwork sizes and how your folding doors open

6' 3 door configuration

Brickwork size 1800 x 2100mm



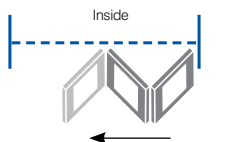
Looking from outside left hand folding



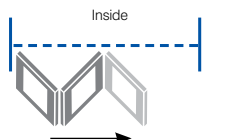
Looking from outside right hand folding

8' 3 door configuration

Brickwork size 2400 x 2100mm



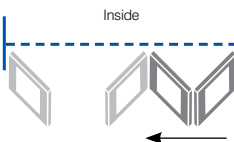
Looking from outside left hand folding



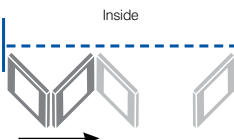
Looking from outside right hand folding

10' 4 door configuration

Brickwork size 3000 x 2100mm



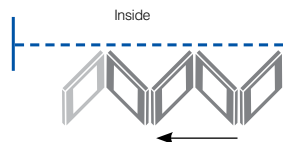
Looking from outside left hand folding



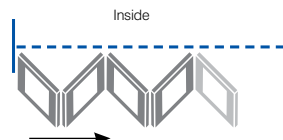
Looking from outside right hand folding

12' 5 door configuration

Brickwork size 3600 x 2100mm



Looking from outside left hand folding



Looking from outside right hand folding

Finishing

Decoration should be carried out in accordance with BS 6150: 1991 and BS 8000 Part 5: 1990.

Products must be clean and dry prior to finishing, having a moisture content which is no greater than the average for the intended location. Always follow the instructions provided with the stain or paint which is to be applied. Where necessary, Shellac knotting may be applied to honey primed door frames to aid resistance to resin staining subsequent to paint finishing.

The use of dark coloured paint finishes should be avoided on all softwood external joinery to minimise solar gain. A neutral

colour undercoat should be considered when it is desired to finish frames in pastel shades.

It is important that the finishing system is balanced by equal application to both sides at the same time to ensure that an imbalance of moisture does not occur, particularly in the decoration of doors.

The complete surface area should be fully treated with topcoat paint or stain prior to installation. To ensure adequate coverage at least three coats of topcoat paint/stain needs to be applied. All edges, rebates for glazing and any areas which have been cut, drilled, etc must be fully painted/stained to the same standard as the rest of the door.

Maintenance

At annual intervals or more frequently if necessary, inspect and lubricate all ironmongery, hinges, pivoting and sliding parts. Inspect the condition of the decorative and glazing systems on all external joinery at maximum intervals of one year and carry out remedial work as required.

Weather protection

It is recommended that exterior doors which are to be located in exposed areas should be protected by a canopy or porch.

Please note

Finger-jointed materials may be used in manufacture, enhancing product stability.

Timber door frames

If stored outside, the frame should be placed on level bearers and protected by a tarpaulin. There must be space for air to circulate around and between the frames.

Check that the frame is perfectly square by measuring the frame diagonals. These are exactly the same length if the frame is square.

NOTE: On external door frames for fire doors, the gap between the frame and brickwork must be packed with a non-combustible material, for example, mineral wool fibre.



Premdor's high performance timber windows are an investment that can last a lifetime, that's why all our products are factory finished as standard and supported by a series of performance guarantees.

Slide & Tilt
P134



Vertical Sliding Sash
P114

Timber Windows

Casement
P116



Dual Turn
P132



Horizontal Bar
P120



Conservation flush sash casement
P130



Options & Accessories
P138

Timber windows guide



Your guide to window types

Fully Finished

Fully finished glazed windows have a white factory paint finish with a 10 year guarantee. Saving time on site and ensuring a consistent quality finish. Fully finished windows also include security casements with multi-point locking systems, have easy clean hinges and our standard casement windows have an energy rating 'A' as standard.

Fully Finished Secured by Design

Our highest specification window. With the benefits of a white factory paint finish with a 10 year guarantee, saving time on site and ensuring a quality consistent finish.

These windows also have our highest security specification and are third party security accredited and independently certified to BS7950. Enhanced multi-point locking system and the extra security of hinge locks to stop the window from being levered open if under attack are fitted as standard. Fully finished Secured by Design windows also feature easy clean hinges and our standard casement windows have an energy rating 'A' as standard.**



Warranties

The following warranties are offered as standard on Premdor products.

30 years against rot and fungal attack on windows.

10 years against glass unit failure on factory fitted double glazing.

10 years against manufacturing defects.

10 years on ironmongery.

10 years on fully finished paint systems.

10 years on fully finished stain systems.



Standard features

Standard Factory Finished

- White factory paint finish
- 10 year finish guarantee
- Clear glass
- Energy rating 'A'**
- Multi-point locking system*
- Easy clean hinges*
- White fittings
- White weather strip
- White ventilator

Secured by Design Factory Finished (pre-fixed SBD)

- White factory paint finish
- 10 year finish guarantee
- Third party security accreditation
- Enhanced multi-point locking system
- Easy clean hinges
- Hinge locks
- Energy rating 'A'***
- White fittings
- White weather strip
- White ventilator

* Vertical Sliding Sash and Slide & Tilt windows are fitted with spiral balances and fitch catch locking system.

** Vertical Sliding Sash, Conservation Sash, Slide & Tilt windows are 'B' rated, Dual Turn windows are 'C' rated.



Vertical sliding sash p114



Casement p116



Casement & vent p118



Horizontal bar p120



Cottage bar p122



Georgian bar p124



Top hung p126



Direct glazed p128



Conservation flush sash casement p130



Dual turn p132



Slide & tilt p134



Bays p136

How to order

- Choose the style of window you need, for example Casement & Vent.
- Select the window specification, for example Secured by Design.
- Turn to the relevant page and select the window size and order via the relevant product code.



The mark of responsible forestry

Environmental policy

All timber used in Premdor softwood windows is sourced from forests certified by the Forest Stewardship Council®.

Premdor timber windows are an investment that can last a lifetime, that is why all our products are factory finished as standard, surpass UK building regulations and are backed with a series of performance guarantees.

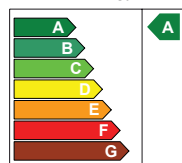
Premdor windows are available in a wide variety of styles and types. On the following pages you will see that we have categorised our windows into the different specifications that we offer.

Energy Conservation

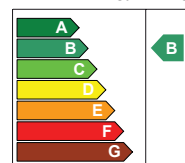
Heat loss through windows can account for up to 30% of the total heat lost from a house. Installing Premdor energy efficient windows can significantly reduce heat loss, saving energy, reducing greenhouse gasses and increasing comfort.

Standard Casement windows come with an 'A' rating for energy.

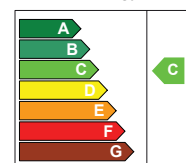
Window Energy Rating



Window Energy Rating



Window Energy Rating



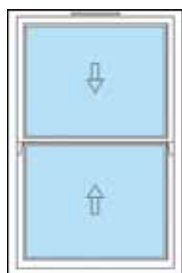
Timber Windows

Traditional styling with superb energy-efficiency

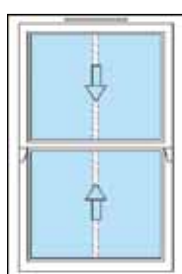


Echoing the elegance of the late Georgian period, our sash windows combine traditional styling with superb energy-efficiency.

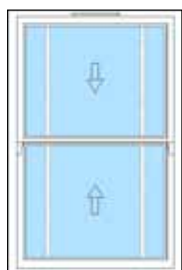
Vertical sliding sash



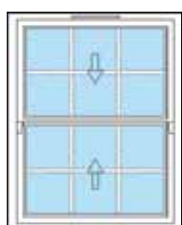
Standard window size (mm)		Spiral balance sliding window	
Width	Height	Code	Price
410	1050	VSS-0410	£521.00
	1350	VSS-0413	£595.00
	1650	VSS-0416	£667.00
625	1050	VSS-0610	£603.00
	1350	VSS-0613	£679.00
	1650	VSS-0616	£774.00
860	1050	VSS-0810	£685.00
	1350	VSS-0813	£795.00
	1650	VSS-0816	£939.00
1085	1050	VSS-1010	£825.00
	1350	VSS-1013	£976.00
	1650	VSS-1016	£1,162.00



Standard window size (mm)		Spiral balance sliding window	
Width	Height	Code	Price
625	1050	VSS-0610SV	£684.00
	1350	VSS-0613SV	£803.00
	1650	VSS-0616SV	£932.00
860	1050	VSS-0810SV	£762.00
	1350	VSS-0813SV	£969.00
	1650	VSS-0816SV	£1,175.00
1085	1050	VSS-1010SV	£964.00
	1350	VSS-1013SV	£1,195.00
	1650	VSS-1016SV	£1,439.00



Standard window size (mm)		Margin/bar spiral balance sliding window	
Width	Height	Code	Price
860	1050	VSS-0810MB	£804.00
	1350	VSS-0813MB	£959.00
	1650	VSS-0816MB	£1,148.00
1085	1050	VSS-1010MB	£971.00
	1350	VSS-1013MB	£1,176.00
	1650	VSS-1016MB	£1,418.00



Standard window size (mm)		Georgian spiral balance sliding window	
Width	Height	Code	Price
625	1050	VSS-0610GEO	£684.00
	1350	VSS-0613GEO	£797.00
	1650	VSS-0616GEO	£930.00
860	1050	VSS-0810GEO	£830.00
	1350	VSS-0813GEO	£991.00
	1650	VSS-0816GEO	£1,179.00
1085	1050	VSS-1010GEO	£1,026.00
	1350	VSS-1013GEO	£1,247.00
	1650	VSS-1016GEO	£1,524.00

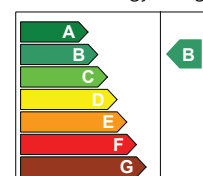


- Factory finished with high-performance, low maintenance treatment.
- Manufactured from FSC® Scandinavian redwood.
- Concealed ventilation.
- 22mm 'Low E' argon filled double-glazed units as standard.
- All standard units include high performance black warm edge spacers.
- Sashes are hung using pre-tensioned spiral balances allowing effortless 'fingertip control'.
- Easy slide system provides exceptional watertight seal and silky smooth, rattle free operation.
- Fitted with brass ironmongery as standard. Also available in other options.
- Available in 8 high quality paint or stain finishes.
- Average 'U' value 1.4



Please note that pane height will vary according to window size/design both within and between windows. Please check before ordering.

Window energy rating

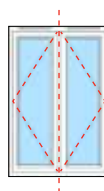


Timber Windows



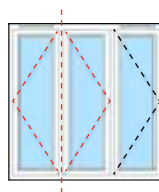
The classic window that now has outstanding performance.

- Factory finished with high-performance, low maintenance treatment.
- Manufactured from FSC® Scandinavian redwood.
- 28mm 'Low E' argon filled double-glazed units as standard.
- All standard units include high performance black warm edge spacers.
- Controlled ventilation through frame head.
- Fitted with adjustable friction hinges for easy cleaning.
- Restricted & fire escape hinge options are available.
- Fitted with white ironmongery as standard. Also available in other options.
- Independently tested to police approved 'Secured by Design' specification*.
- Available in 8 high quality paint or stain finishes.
- Average 'U' value 1.4



Standard window size (mm)		Side hung casement with means of escape	
Width	Height	Code	Price
915	1050	E2N10CC	£708.00
	1200	E2N12CC	£761.00
	1350	E2N13CC	£839.00

Codes shown in RED are suitable for fire escape locations.



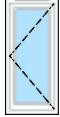
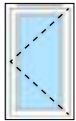
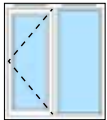
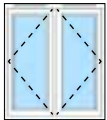
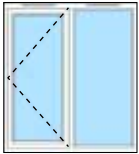
Standard window size (mm)		Side hung casement with means of escape	
Width	Height	Code	Price
1345	1050	E3N10CC	£953.00
	1200	E3N12CC	£1,031.00
	1350	E3N13CC	£1,147.00

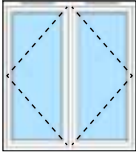
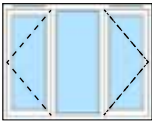
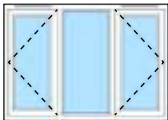
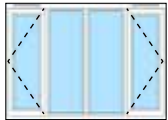
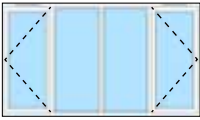
Codes shown in RED are suitable for fire escape locations.



*SBD option available

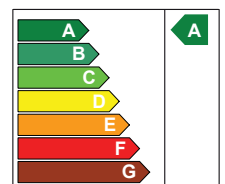
Casement

Standard window size (mm)		Side hung casement clear	
Width	Height	Code	Price
	480	750 N07C	£240.00
	750	SBD-N07C	£273.00
	900	N09C	£260.00
	900	SBD-N09C	£292.00
	1050	N10C	£282.00
	1050	SBD-N10C	£315.00
	1200	N12C	£309.00
	1200	SBD-N12C	£333.00
	1350	N13C	£342.00
	1350	SBD-N13C	£375.00
	625	750 107C	£262.00
	750	SBD-107C	£297.00
	900	109C	£291.00
	900	SBD-109C	£325.00
	1050	110C	£321.00
	1050	SBD-110C	£355.00
	1200	112C	£351.00
	1200	SBD-112C	£384.00
	1350	113C	£403.00
	1350	SBD-113C	£437.00
	915	750 2N07C	£353.00
	750	SBD-2N07C	£388.00
	900	2N09C	£388.00
	900	SBD-2N09C	£422.00
	1050	2N10C	£425.00
	1050	SBD-2N10C	£459.00
	1200	2N12C	£467.00
	1200	SBD-2N12C	£499.00
	1350	2N13C	£544.00
	1350	SBD-2N13C	£579.00
	915	750 2N07CC	£459.00
	750	SBD-2N07CC	£528.00
	900	2N09CC	£496.00
	900	SBD-2N09CC	£562.00
	1050	2N10CC	£538.00
	1050	SBD-2N10CC	£606.00
	1200	2N12CC	£591.00
	1200	SBD-2N12CC	£654.00
	1350	2N13CC	£668.00
	1350	SBD-2N13CC	£737.00
	1200	750 207C	£403.00
	750	SBD-207C	£437.00
	900	209C	£450.00
	900	SBD-209C	£483.00
	1050	210C	£497.00
	1050	SBD-210C	£531.00
	1200	212C	£545.00
	1200	SBD-212C	£577.00
	1350	213C	£645.00
	1350	SBD-213C	£679.00
	1500	215C	£698.00
	1500	SBD-215C	£732.00

Standard window size (mm)		Side hung casement clear	
Width	Height	Code	Price
	1200	750 207CC	£504.00
	750	SBD-207CC	£573.00
	900	209CC	£560.00
	900	SBD-209CC	£626.00
	1050	210CC	£616.00
	1050	SBD-210CC	£685.00
	1200	212CC	£675.00
	1200	SBD-212CC	£739.00
	1350	213CC	£774.00
	1350	SBD-213CC	£843.00
	1345	750 3N07CC	£562.00
	750	SBD-3N07CC	£630.00
	900	3N09CC	£614.00
	900	SBD-3N09CC	£680.00
	1050	3N10CC	£669.00
	1050	SBD-3N10CC	£739.00
	1200	3N12CC	£737.00
	1200	SBD-3N12CC	£801.00
	1350	3N13CC	£852.00
	1350	SBD-3N13CC	£920.00
	1777	750 307CC	£634.00
	750	SBD-307CC	£702.00
	900	309CC	£707.00
	900	SBD-309CC	£773.00
	1050	310CC	£781.00
	1050	SBD-310CC	£850.00
	1200	312CC	£857.00
	1200	SBD-312CC	£920.00
	1350	313CC	£1,005.00
	1350	SBD-313CC	£1,074.00
	1777	750 4N07CC	£664.00
	750	SBD-4N07CC	£733.00
	900	4N09CC	£731.00
	900	SBD-4N09CC	£797.00
	1050	4N10CC	£802.00
	1050	SBD-4N10CC	£870.00
	1200	4N12CC	£884.00
	1200	SBD-4N12CC	£947.00
	1350	4N13CC	£1,036.00
	1350	SBD-4N13CC	£1,104.00
	2353	750 407CC	£763.00
	750	SBD-407CC	£831.00
	900	409CC	£854.00
	900	SBD-409CC	£920.00
	1050	410CC	£945.00
	1050	SBD-410CC	£1,014.00
	1200	412CC	£1,040.00
	1200	SBD-412CC	£1,103.00
	1350	413CC	£1,235.00
	1350	SBD-413CC	£1,305.00
	1500	415CC	£1,339.00
	1500	SBD-415CC	£1,410.00



Window Energy Rating



Timber Windows



The classic combination

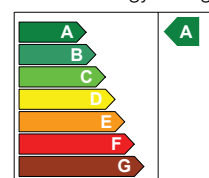
- Factory finished with high-performance, low maintenance treatment.
- Versatile and flexible designs.
- Manufactured from FSC® Scandinavian redwood.
- 28mm 'Low E' argon filled double-glazed units as standard.
- All standard units include high performance black warm edge spacers.
- Controlled ventilation through frame head.
- Fitted with white ironmongery as standard. Also available with other options.
- Independently tested to police approved 'Secured by Design' specification*.
- Available in 8 high quality paint or stain finishes.
- Average 'U' value 1.4



*SBD option available



Window Energy Rating



Casement and Vent

Standard window size (mm)		Non bar vent casement & vent	
Width	Height	Code	Price
480	750	N07V	£263.00
	750	SBD-N07V	£276.00
	900	N09V	£272.00
	900	SBD-N09V	£285.00
	1050	N10V	£282.00
	1050	SBD-N10V	£294.00
	1200	N12V	£298.00
	1200	SBD-N12V	£311.00
	1350	N13V	£343.00
	1350	SBD-N13V	£356.00
	1500	N15V	£363.00
	1500	SBD-N15V	£376.00
625	750	107V	£291.00
	750	SBD-107V	£339.00
	900	109V	£301.00
	900	SBD-109V	£348.00
	1050	110V	£321.00
	1050	SBD-110V	£368.00
	1200	112V	£342.00
	1200	SBD-112V	£389.00
	1350	113V	£396.00
	1350	SBD-113V	£443.00
	1500	115V	£419.00
	1500	SBD-115V	£467.00
915	900	2N09W	£377.00
	900	SBD-2N09W	£411.00
	1050	2N10W	£404.00
	1050	SBD-2N10W	£437.00
	1200	2N12W	£431.00
	1200	SBD-2N12W	£464.00
	1350	2N13W	£503.00
	1350	SBD-2N13W	£536.00
	1500	2N15W	£535.00
	1500	SBD-2N15W	£569.00
915	900	N09CV	£509.00
	900	SBD-N09CV	£555.00
	1050	N10CV	£538.00
	1050	SBD-N10CV	£585.00
	1200	N12CV	£579.00
	1200	SBD-N12CV	£623.00
	1350	N13CV	£662.00
	1350	SBD-N13CV	£709.00
1200	1500	N15CV	£707.00
	1500	SBD-N15CV	£754.00
	900	209W	£458.00
	900	SBD-209W	£490.00
	1050	210W	£491.00
	1050	SBD-210W	£522.00
	1200	212W	£523.00
	1200	SBD-212W	£555.00
1200	1350	213W	£614.00
	1350	SBD-213W	£646.00
	1500	215W	£655.00
	1500	SBD-215W	£686.00
	750	207CV	£534.00
	750	SBD-207CV	£615.00
	900	209CV	£570.00
	900	SBD-209CV	£650.00
	1050	210CV	£645.00
	1050	SBD-210CV	£698.00
	1200	212CV	£665.00
	1200	SBD-212CV	£744.00
	1350	213CV	£768.00
	1350	SBD-213CV	£849.00
	1500	215CV	£817.00
	1500	SBD-215CV	£899.00

Standard window size (mm)		Non bar vent casement & vent	
Width	Height	Code	Price
1777	900	309CVC	£827.00
	900	SBD-309CVC	£940.00
	1050	310CVC	£900.00
	1050	SBD-310CVC	£1,016.00
	1200	312CVC	£977.00
	1200	SBD-312CVC	£1,087.00
	1350	313CVC	£1,128.00
	1350	SBD-313CVC	£1,244.00
1777	1050	310WW	£761.00
	1050	SBD-310WW	£828.00
	1200	312WW	£806.00
	1200	SBD-312WW	£873.00
	1350	313WW	£944.00
2353	1350	SBD-313WW	£1,011.00
	750	407CVC	£992.00
	750	SBD-407CVC	£1,153.00
	900	409CVC	£1,077.00
	900	SBD-409CVC	£1,237.00
	1050	410CVC	£1,163.00
	1050	SBD-410CVC	£1,326.00
	1200	412CVC	£1,251.00
	1200	SBD-412CVC	£1,410.00
	1350	413CVC	£1,451.00
	1350	SBD-413CVC	£1,613.00
	1500	415CVC	£1,549.00
	1500	SBD-415CVC	£1,713.00

Codes shown in **RED** are suitable for fire escape locations.

Please note that pane height will vary according to window size/design both within and between windows. Please check before ordering.

Casement window detail



Timber Windows



The stylish and elegant variation to any window

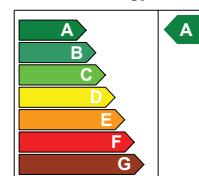
- Factory finished with high-performance, low maintenance treatment.
- Superbly crafted and engineered just for you.
- Manufactured from FSC® Scandinavian redwood.
- 28mm 'Low E' argon filled double-glazed units as standard.
- All standard units include high performance black warm edge spacers.
- Fitted with white ironmongery as standard. Also available with other options.
- Independently tested to police approved 'Secured by Design' specification*.
- Available in 8 high quality paint or stain finishes.
- 25mm Bonded bars are applied to both internal & external faces.
- Average 'U' value 1.4



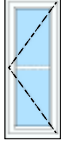
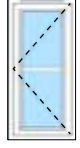

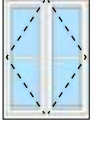

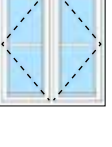

*SBD option available

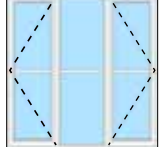
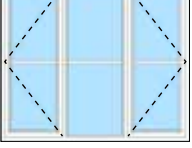
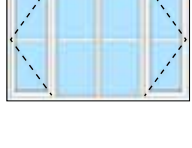
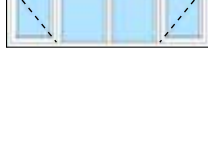

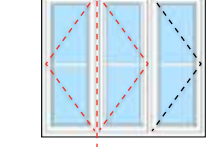


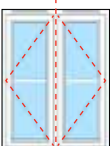
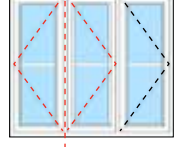
Window Energy Rating



Horizontal Bar

Standard window size (mm)		Side hung casement horizontal bar	
Width	Height	Code	Price
	750	HN07C	£263.00
	750	SBD-HN07C	£297.00
	900	HN09C	£288.00
	900	SBD-HN09C	£321.00
	1050	HN10C	£314.00
	1050	SBD-HN10C	£349.00
	1200	HN12C	£359.00
	1200	SBD-HN12C	£380.00
	1350	HN13C	£393.00
	1350	SBD-HN13C	£428.00
	1500	HN15C	£426.00
	1500	SBD-HN15C	£461.00
	750	H107C	£298.00
	750	SBD-H107C	£331.00
	900	H109C	£349.00
	900	SBD-H109C	£367.00
	1050	H110C	£371.00
	1050	SBD-H110C	£406.00
	1200	H112C	£410.00
	1200	SBD-H112C	£441.00
	1350	H113C	£469.00
	1350	SBD-H113C	£502.00
	1500	H115C	£509.00
	1500	SBD-H115C	£543.00
	750	H2N07C	£411.00
	750	SBD-H2N07C	£445.00
	900	H2N09C	£457.00
	900	SBD-H2N09C	£490.00
	1050	H2N10C	£506.00
	1050	SBD-H2N10C	£540.00
	1200	H2N12C	£559.00
	1200	SBD-H2N12C	£592.00
	1350	H2N13C	£648.00
	1350	SBD-H2N13C	£683.00
	1500	H2N15C	£705.00
	1500	SBD-H2N15C	£741.00
	750	H2N07CC	£506.00
	750	SBD-H2N07CC	£574.00
	900	H2N09CC	£553.00
	900	SBD-H2N09CC	£619.00
	1050	H2N10CC	£604.00
	1050	SBD-H2N10CC	£672.00
	1200	H2N12CC	£667.00
	1200	SBD-H2N12CC	£730.00
	1350	H2N13CC	£755.00
	1350	SBD-H2N13CC	£824.00
	1500	H2N15CC	£818.00
	1500	SBD-H2N15CC	£889.00
	750	H207C	£486.00
	750	SBD-H207C	£519.00
	900	H209C	£550.00
	900	SBD-H209C	£582.00
	1050	H210C	£614.00
	1050	SBD-H210C	£647.00
	1200	H212C	£679.00
	1200	SBD-H212C	£710.00
	1350	H213C	£795.00
	1350	SBD-H213C	£829.00
	1500	H215C	£865.00
	1500	SBD-H215C	£900.00
	750	H207CC	£575.00
	750	SBD-H207CC	£643.00
	900	H209CC	£645.00
	900	SBD-H209CC	£712.00
	1050	H210CC	£717.00
	1050	SBD-H210CC	£786.00
	1200	H212CC	£791.00
	1200	SBD-H212CC	£855.00
	1350	H213CC	£907.00
	1350	SBD-H213CC	£975.00
	1500	H215CC	£982.00
	1500	SBD-H215CC	£1,053.00

Standard window size (mm)		Side hung casement horizontal bar	
Width	Height	Code	Price
	750	H3N07CC	£642.00
	750	SBD-H3N07CC	£710.00
	900	H3N09CC	£710.00
	900	SBD-H3N09CC	£777.00
	1050	H3N10CC	£784.00
	1050	SBD-H3N10CC	£852.00
	1200	H3N12CC	£868.00
	1200	SBD-H3N12CC	£931.00
	1350	H3N13CC	£1,000.00
	1350	SBD-H3N13CC	£1,068.00
	1500	H3N15CC	£1,086.00
	1500	SBD-H3N15CC	£1,157.00
	750	H307CC	£751.00
	750	SBD-H307CC	£819.00
	900	H309CC	£849.00
	900	SBD-H309CC	£916.00
	1050	H310CC	£948.00
	1050	SBD-H310CC	£1,017.00
	1200	H312CC	£1,048.00
	1200	SBD-H312CC	£1,112.00
	1350	H313CC	£1,222.00
	1350	SBD-H313CC	£1,290.00
	1500	H315CC	£1,328.00
	1500	SBD-H315CC	£1,398.00
	900	H4N09CMC	£869.00
	900	SBD-H4N09CMC	£935.00
	1050	H4N10CMC	£962.00
	1050	SBD-H4N10CMC	£1,032.00
	1200	H4N12CMC	£1,068.00
	1200	SBD-H4N12CMC	£1,131.00
	1350	H4N13CMC	£1,244.00
	1350	SBD-H4N13CMC	£1,312.00
	1500	H4N15CMC	£1,354.00
	1500	SBD-H4N15CMC	£1,424.00
	900	H409CMC	£1,053.00
	900	SBD-H409CMC	£1,120.00
	1050	H410CMC	£1,179.00
	1050	SBD-H410CMC	£1,247.00
	1200	H412CMC	£1,307.00
	1200	SBD-H412CMC	£1,370.00
	1350	H413CMC	£1,537.00
	1350	SBD-H413CMC	£1,605.00
	1500	H415CMC	£1,674.00
	1500	SBD-H415CMC	£1,743.00

Standard window size (mm)		Side hung casement with means of escape horizontal bar	
Width	Height	Code	Price
	1050	EH2N10CC	£774.00
	1200	EH2N12CC	£837.00
	1350	EH2N13CC	£927.00
	1050	EH3N10CC	£1,053.00
	1350	EH3N13CC	£1,455.00

Codes shown in RED are suitable for fire escape locations.

Timber Windows



Period design that echoes quality

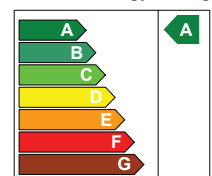
- Factory finished with high-performance, low maintenance treatment.
- Superbly crafted and engineered.
- 28mm 'Low E' argon filled double-glazed units as standard.
- All standard units include high performance black warm edge spacers.
- Fitted with white ironmongery as standard. Also available with other options.
- Independently tested to police approved 'Secured by Design' specification*.
- Available in 8 high quality paint or stain finishes.
- 25mm bonded bars are applied to both internal & external faces.
- Average 'U' value 1.4



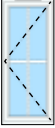
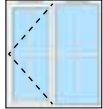
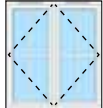
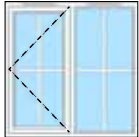
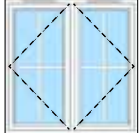
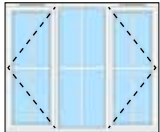
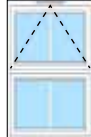
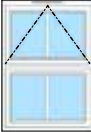
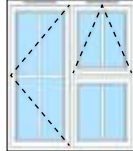
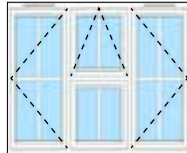
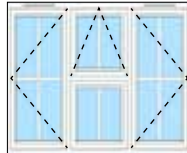
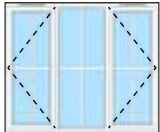
*SBD option available

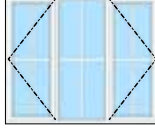
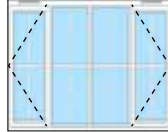




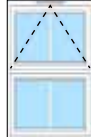
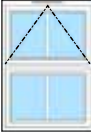
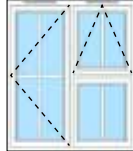
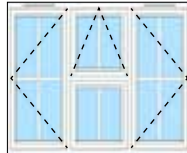
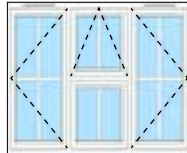
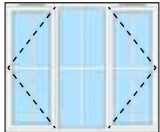
Window Energy Rating



Cottage Bar

Standard window size (mm)		Side hung casement cottage bar	
Width	Height	Code	Price
	750	C107C	£307.00
	750	SBD-C107C	£342.00
	900	C109C	£347.00
	900	SBD-C109C	£381.00
	1050	C110C	£387.00
	1050	SBD-C110C	£422.00
	1200	C112C	£429.00
	1200	SBD-C112C	£460.00
	1350	C113C	£491.00
	1350	SBD-C113C	£524.00
	1500	C115C	£533.00
	1500	SBD-C115C	£567.00
	750	C2N07C	£433.00
	750	SBD-C2N07C	£467.00
	900	C2N09C	£485.00
	900	SBD-C2N09C	£518.00
	1050	C2N10C	£539.00
	1050	SBD-C2N10C	£574.00
	1200	C2N12C	£599.00
	1200	SBD-C2N12C	£630.00
	1350	C2N13C	£693.00
	1350	SBD-C2N13C	£728.00
	1500	C2N15C	£756.00
	1500	SBD-C2N15C	£791.00
	750	C2N07CC	£525.00
	750	SBD-C2N07CC	£594.00
	900	C2N09CC	£579.00
	900	SBD-C2N09CC	£645.00
	1050	C2N10CC	£636.00
	1050	SBD-C2N10CC	£705.00
	1200	C2N12CC	£705.00
	1200	SBD-C2N12CC	£768.00
	1350	C2N13CC	£800.00
	1350	SBD-C2N13CC	£868.00
	1500	C2N15CC	£868.00
	1500	SBD-C2N15CC	£938.00
	750	C207C	£508.00
	750	SBD-C207C	£541.00
	900	C209C	£577.00
	900	SBD-C209C	£611.00
	1050	C210C	£647.00
	1050	SBD-C210C	£681.00
	1200	C212C	£718.00
	1200	SBD-C212C	£750.00
	1350	C213C	£840.00
	1350	SBD-C213C	£874.00
	1500	C215C	£916.00
	1500	SBD-C215C	£951.00
	750	C207CC	£595.00
	750	SBD-C207CC	£663.00
	900	C209CC	£671.00
	900	SBD-C209CC	£739.00
	1050	C210CC	£749.00
	1050	SBD-C210CC	£817.00
	1200	C212CC	£829.00
	1200	SBD-C212CC	£893.00
	1350	C213CC	£950.00
	1350	SBD-C213CC	£1,018.00
	1500	C215CC	£1,032.00
	1500	SBD-C215CC	£1,102.00
	750	C3N07CC	£675.00
	750	SBD-C3N07CC	£743.00
	900	C3N09CC	£751.00
	900	SBD-C3N09CC	£818.00
	1050	C3N10CC	£833.00
	1050	SBD-C3N10CC	£901.00
	1200	C3N12CC	£926.00
	1200	SBD-C3N12CC	£990.00
	1350	C3N13CC	£1,066.00
	1350	SBD-C3N13CC	£1,134.00
	1500	C3N15CC	£1,162.00
	1500	SBD-C3N15CC	£1,232.00

Standard window size (mm)		Side hung casement cottage bar	
Width	Height	Code	Price
	750	C307CC	£784.00
	750	SBD-C307CC	£912.00
	900	C309CC	£890.00
	900	SBD-C309CC	£957.00
	1050	C310CC	£997.00
	1050	SBD-C310CC	£1,066.00
	1200	C312CC	£1,107.00
	1200	SBD-C312CC	£1,170.00
	1350	C313CC	£1,289.00
	1350	SBD-C313CC	£1,357.00
	1500	C315CC	£1,404.00
	1500	SBD-C315CC	£1,474.00
	900	C4N09CMC	£924.00
	900	SBD-C4N09CMC	£991.00
	1050	C4N10CMC	£1,029.00
	1050	SBD-C4N10CMC	£1,099.00
	1200	C4N12CMC	£1,147.00
	1200	SBD-C4N12CMC	£1,210.00
	1350	C4N13CMC	£1,334.00
	1350	SBD-C4N13CMC	£1,402.00
	1500	C4N15CMC	£1,457.00
	1500	SBD-C4N15CMC	£1,526.00
	900	C409CMC	£1,108.00
	900	SBD-C409CMC	£1,175.00
	1050	C410CMC	£1,246.00
	1050	SBD-C410CMC	£1,314.00
	1200	C412CMC	£1,385.00
	1200	SBD-C412CMC	£1,448.00
	1350	C413CMC	£1,627.00
	1350	SBD-C413CMC	£1,695.00
	1500	C415CMC	£1,776.00
	1500	SBD-C415CMC	£1,845.00

Standard window size (mm)		Cottage deep vent	
Width	Height	Code	Price
	900	C109D	£413.00
	900	SBD-C109D	£460.00
	1050	C110D	£440.00
	1050	SBD-C110D	£490.00
	1200	C112D	£470.00
	1200	SBD-C112D	£520.00
	1350	C113D	£528.00
	1350	SBD-C113D	£577.00
	1050	C2N10D	£550.00
	1050	SBD-C2N10D	£585.00
	1200	C2N12D	£600.00
	1200	SBD-C2N12D	£636.00
	1350	C2N13D	£689.00
	1350	SBD-C2N13D	£725.00
	900	C209CD	£734.00
	900	SBD-C209CD	£817.00
	1050	C210CD	£802.00
	1050	SBD-C210CD	£886.00
	1200	C212CD	£871.00
	1200	SBD-C212CD	£952.00
	1350	C213CD	£986.00
	1350	SBD-C213CD	£1,070.00
	900	C309CDC	£1,048.00
	900	SBD-C309CDC	£1,164.00
	1050	C310CDC	£1,152.00
	1050	SBD-C310CDC	£1,271.00
	1200	C312CDC	£1,259.00
	1200	SBD-C312CDC	£1,373.00
	1350	C313CDC	£1,435.00
	1350	SBD-C313CDC	£1,553.00

Codes shown in **RED** are suitable for fire escape locations.

Timber Windows



Authentic styling that never goes out of date

- Factory finished with high-performance, low maintenance treatment.
- Superbly crafted and engineered just for you.
- Traditional look and feel.
- 28mm 'Low E' argon filled double-glazed units as standard.
- All standard units include high performance black warm edge spacers.
- Fitted with white ironmongery as standard. Also available with other options.

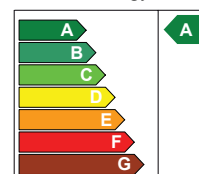
- Available in 8 high quality paint or stain finishes.
- 25mm Bonded bars are applied to both internal & external faces.
- Independently tested to police approved 'Secured by Design' specification*.
- Average 'U' value 1.4



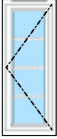

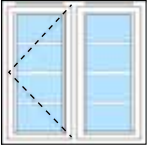
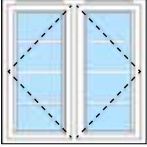
*SBD option available



Window Energy Rating







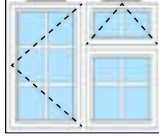
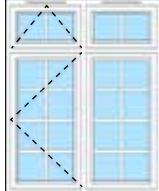
Georgian Bar

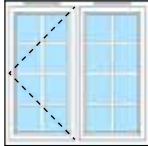
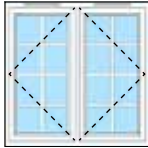
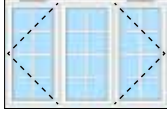

Standard window size (mm)		Side hung casement georgian bar	
Width	Height	Code	Price
	900	GN09C	£293.00
	900	SBD-GN09C	£326.00
	1050	GN10C	£321.00
	1050	SBD-GN10C	£354.00
	1200	GN12C	£359.00
	1200	SBD-GN12C	£390.00
	1350	GN13C	£404.00
	1350	SBD-GN13C	£438.00
	1500	GN15C	£443.00
	1500	SBD-GN15C	£477.00
	900	G109C	£355.00
	900	SBD-G109C	£389.00
	1050	G110C	£395.00
	1050	SBD-G110C	£430.00
	1200	G112C	£445.00
	1200	SBD-G112C	£477.00
	1350	G113C	£507.00
	1350	SBD-G113C	£541.00
	1500	G115C	£557.00
	1500	SBD-G115C	£593.00
	900	G2N09C	£532.00
	900	SBD-G2N09C	£567.00
	1050	G2N10C	£583.00
	1050	SBD-G2N10C	£621.00
	1200	G2N12C	£656.00
	1200	SBD-G2N12C	£690.00
	1350	G2N13C	£747.00
	1350	SBD-G2N13C	£784.00
	1500	G2N15C	£822.00
	1500	SBD-G2N15C	£858.00
	900	G2N09CC	£563.00
	900	SBD-G2N09CC	£630.00
	1050	G2N10CC	£615.00
	1050	SBD-G2N10CC	£684.00
	1200	G2N12CC	£688.00
	1200	SBD-G2N12CC	£752.00
	1350	G2N13CC	£777.00
	1350	SBD-G2N13CC	£846.00
	1500	G2N15CC	£851.00
	1500	SBD-G2N15CC	£920.00

Please note that pane height will vary according to window size/design both within and between windows. Please check before ordering.

Codes shown in **RED** are suitable for fire escape locations.

Window Height	Number of panes
900mm 1050mm	 3 panes high
1200mm 1350mm	 4 panes high
1500mm	 5 panes high

Standard window size (mm)		Georgian bar vent casement & vent	
Width	Height	Code	Price
	750	G107V	£377.00
	750	SBD-G107V	£428.00
	900	G109V	£432.00
	900	SBD-G109V	£468.00
	1050	G110V	£449.00
	1050	SBD-G110V	£498.00
	1200	G112V	£495.00
	1200	SBD-G112V	£544.00
	1350	G113V	£563.00
	1350	SBD-G113V	£614.00
	750	G207CV	£665.00
	750	SBD-G207CV	£749.00
	900	G209CV	£750.00
	900	SBD-G209CV	£833.00
	1050	G210CV	£818.00
	1050	SBD-G210CV	£902.00
	1200	G212CV	£913.00
	1200	SBD-G212CV	£995.00
	1350	G213CV	£1,037.00
	1350	SBD-G213CV	£1,121.00
	1050	G210TX	£873.00
	1050	SBD-G210TX	£958.00
	1200	G212TX	£961.00
	1200	SBD-G212TX	£1,047.00
	1350	G213TX	£1,087.00
	1350	SBD-G213TX	£1,176.00
	1500	G215TX	£1,191.00
	1500	SBD-G215TX	£1,278.00

Standard window size (mm)		Side hung casement georgian bar	
Width	Height	Code	Price
	900	G209C	£659.00
	900	SBD-G209C	£695.00
	1050	G210C	£737.00
	1050	SBD-G210C	£773.00
	1200	G212C	£831.00
	1200	SBD-G212C	£866.00
	1350	G213C	£954.00
	1350	SBD-G213C	£991.00
	1500	G215C	£1,037.00
	1500	SBD-G215C	£1,075.00
	900	G209CC	£688.00
	900	SBD-G209CC	£754.00
	1050	G210CC	£766.00
	1050	SBD-G210CC	£834.00
	1200	G212CC	£861.00
	1200	SBD-G212CC	£926.00
	1350	G213CC	£982.00
	1350	SBD-G213CC	£1,052.00
	1500	G215CC	£1,081.00
	1500	SBD-G215CC	£1,151.00
	900	G309CC	£980.00
	900	SBD-G309CC	£1,049.00
	1050	G310CC	£1,095.00
	1050	SBD-G310CC	£1,166.00
	1200	G312CC	£1,236.00
	1200	SBD-G312CC	£1,302.00
	1350	G313CC	£1,419.00
	1350	SBD-G313CC	£1,489.00
	1500	G315CC	£1,566.00
	1500	SBD-G315CC	£1,638.00
	900	G409CMC	1,272.00
	900	SBD-G409CMC	1,343.00
	1050	G410CMC	1,424.00
	1050	SBD-G410CMC	1,498.00
	1200	G412CMC	1,611.00
	1200	SBD-G412CMC	1,680.00
	1350	G413CMC	1,855.00
	1350	SBD-G413CMC	1,928.00
	1500	G415CMC	2,051.00
	1500	SBD-G415CMC	2,126.00

Timber Windows



Windows that are simple and stylish

Top Hung

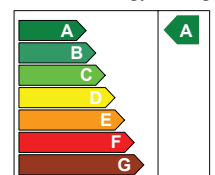


- Factory finished with high-performance, low maintenance treatment.
- Adjustable ventilation.
- 28mm 'Low E' argon filled double-glazed units as standard.
- All standard units include high performance black warm edge spacers.
- Controlled trickle ventilation through the frame head.
- Fitted with white ironmongery as standard. Also available with other options.
- Independently tested to police approved 'Secured by Design' specification*.
- Available in 8 high quality paint or stain finishes.
- Average 'U' value 1.4



Standard Window Size (mm)		Non Bar Top Hung	
Width	Height	Code	Price
480	450	N04A	£227.00
	450	SBD-N04A	£242.00
	600	N06A	£250.00
	600	SBD-N06A	£265.00
	750	N07A	£277.00
	750	SBD-N07A	£291.00
	900	N09A	£302.00
	900	SBD-N09A	£318.00
	1050	N10A	£325.00
	1050	SBD-N10A	£341.00
	1200	N12A	£357.00
	1200	SBD-N12A	£373.00
	1350	N13AS	£430.00
	1350	SBD-N13AS	£445.00
	1500	N15AS	£465.00
	1500	SBD-N15AS	£479.00
625	450	104A	£252.00
	450	SBD-104A	£307.00
	600	106A	£277.00
	600	SBD-106A	£331.00
	750	107A	£303.00
	750	SBD-107A	£357.00
	900	109A	£339.00
	900	SBD-109A	£393.00
	1050	110A	£371.00
	1050	SBD-110A	£425.00
	1200	112A	£407.00
	1200	SBD-112A	£461.00
	1350	113AS	£489.00
	1350	SBD-113AS	£542.00
	1500	115AS	£528.00
	1500	SBD-115AS	£582.00
915	450	2N04A	£306.00
	450	SBD-2N04A	£344.00
	600	2N06A	£338.00
	600	SBD-2N06A	£375.00
	750	2N07A	£382.00
	750	SBD-2N07A	£419.00
	900	2N09A	£425.00
	900	SBD-2N09A	£462.00
	1050	2N10A	£464.00
	1050	SBD-2N10A	£501.00
	1200	2N12A	£507.00
	1200	SBD-2N12A	£544.00
	1350	2N13AS	£608.00
	1350	SBD-2N13AS	£646.00
	1500	2N15AS	£657.00
	1500	SBD-2N15AS	£696.00
1200	450	204A	£365.00
	450	SBD-204A	£402.00
	600	206A	£413.00
	600	SBD-206A	£450.00
	750	207A	£464.00
	750	SBD-207A	£500.00
	900	209A	£518.00
	900	SBD-209A	£555.00
	1050	210A	£564.00
	1050	SBD-210A	£601.00
	1200	212A	£609.00
	1200	SBD-212A	£646.00
	1350	213AS	£748.00
	1350	SBD-213AS	£785.00
	1500	215AS	£803.00
	1500	SBD-215AS	£839.00

Window Energy Rating



Timber Windows



Simple clean designs

- Factory finished with high-performance, low maintenance treatment.
- 28mm 'Low E' argon filled double-glazed units as standard.
- All standard units include high performance.
- Controlled ventilation through frame head.
- Available in popular sizes.
- Available with fixed sashes.
- Independently tested to police approved 'Secured by Design' specification*.
- Available in 8 high quality paint or stain finishes.
- Average 'U' value 1.4



*SBD option available

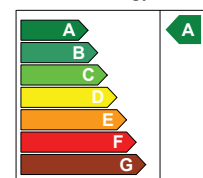
Direct Glazed



Standard window size (mm)		Fixed light window	
Width	Height	Code	Price
480	750	N07F	£141.00
	750	SBD-N07F	£141.00
	900	N09F	£161.00
	900	SBD-N09F	£161.00
	1050	N10F	£181.00
	1050	SBD-N10F	£181.00
	1200	N12F	£202.00
	1200	SBD-N12F	£202.00
	1350	N13F	£247.00
	1350	SBD-N13F	£247.00
	1500	N15F	£270.00
	1500	SBD-N15F	£270.00
625	750	107F	£173.00
	750	SBD-107F	£173.00
	900	109F	£196.00
	900	SBD-109F	£196.00
	1050	110F	£219.00
	1050	SBD-110F	£219.00
	1200	112F	£243.00
	1200	SBD-112F	£243.00
	1350	113F	£302.00
	1350	SBD-113F	£302.00
	1500	115F	£329.00
	1500	SBD-115F	£329.00
915	750	2N07F	£234.00
	750	SBD-2N07F	£234.00
	900	2N09F	£264.00
	900	SBD-2N09F	£264.00
	1050	2N10F	£296.00
	1050	SBD-2N10F	£296.00
	1200	2N12F	£326.00
	1200	SBD-2N12F	£326.00
	1350	2N13F	£410.00
	1350	SBD-2N13F	£410.00
	1500	2N15F	£448.00
	1500	SBD-2N15F	£448.00
1200	750	207F	£296.00
	750	SBD-207F	£296.00
	900	209F	£333.00
	900	SBD-209F	£333.00
	1050	210F	£371.00
	1050	SBD-210F	£371.00
	1200	212F	£408.00
	1200	SBD-212F	£408.00
	1350	213F	£519.00
	1350	SBD-213F	£519.00
	1500	215F	£565.00
	1500	SBD-215F	£565.00



Window Energy Rating



Timber Windows



Created for conservation areas with strict planning regulations, this range is designed to be sympathetic to these needs whilst complying with the latest building regulations.

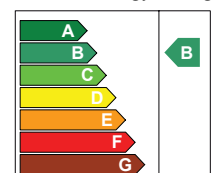
- Factory finished with high-performance, low maintenance treatment.
- Contemporary casement with clean lines & traditional style
- Fitted with friction hinges for easy cleaning.
- Available with canopy top swung - fully reversible & top hung sashes.
- Concealed ventilation.
- 28mm 'Low E' argon filled double-glazed units as standard.
- All standard units include high performance black warm edge spacers.
- Fitted with white ironmongery as standard. Also available with other options.
- Independently tested to police approved 'Secured by Design' specification*.
- Available in 8 high quality paint or stain finishes.
- Other glazing bar options are available upon request i.e. Georgian, Cottage & Horizontal bars.
- Average 'U' value 1.4



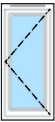

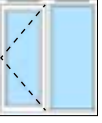
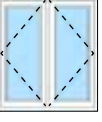
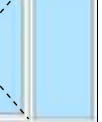
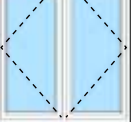

*SBD option available

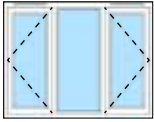
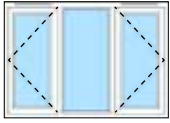
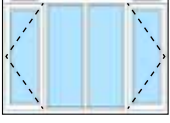



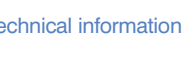


Window Energy Rating



Conservation flush casement

Standard window size (mm)		Side hung casement clear	
Width	Height	Code	Price
	750	SY-N07C	£280.00
	750	SBDSY-N07C	£302.00
	900	SY-N09C	£300.00
	900	SBDSY-N09C	£321.00
	1050	SY-N10C	£329.00
	1050	SBDSY-N10C	£329.00
	1200	SY-N12C	£357.00
	1200	SBDSY-N12C	£357.00
	1350	SY-N13C	£399.00
	1350	SBDSY-N13C	£399.00
	1500	SY-N15C	£425.00
	1500	SBDSY-N15C	£425.00
	750	SY-107C	£301.00
	750	SBDSY-107C	£322.00
	900	SY-109C	£327.00
	900	SBDSY-109C	£349.00
	1050	SY-110C	£366.00
	1050	SBDSY-110C	£366.00
	1200	SY-112C	£418.00
	1200	SBDSY-112C	£396.00
	1350	SY-113C	£449.00
	1350	SBDSY-113C	£449.00
	1500	SY-115C	£480.00
	1500	SBDSY-115C	£480.00
	750	SY-2N07C	£414.00
	750	SBDSY-2N07C	£435.00
	900	SY-2N09C	£448.00
	900	SBDSY-2N09C	£469.00
	1050	SY-2N10C	£495.00
	1050	SBDSY-2N10C	£516.00
	1200	SY-2N12C	£539.00
	1200	SBDSY-2N12C	£561.00
	1350	SY-2N13C	£619.00
	1350	SBDSY-2N13C	£641.00
	1500	SY-2N15C	£665.00
	1500	SBDSY-2N15C	£687.00
	750	SY-2N07CC	£536.00
	750	SBDSY-2N07CC	£579.00
	900	SY-2N09CC	£570.00
	900	SBDSY-2N09CC	£666.00
	1050	SY-2N10CC	£625.00
	1050	SBDSY-2N10CC	£669.00
	1200	SY-2N12CC	£677.00
	1200	SBDSY-2N12CC	£720.00
	1350	SY-2N13CC	£757.00
	1350	SBDSY-2N13CC	£800.00
	1500	SY-2N15CC	£808.00
	1500	SBDSY-2N15CC	£851.00
	750	SY-207C	£457.00
	750	SBDSY-207C	£479.00
	900	SY-209C	£504.00
	900	SBDSY-209C	£527.00
	1050	SY-210C	£563.00
	1050	SBDSY-210C	£584.00
	1200	SY-212C	£614.00
	1200	SBDSY-212C	£636.00
	1350	SY-213C	£716.00
	1350	SBDSY-213C	£737.00
	1500	SY-215C	£770.00
	1500	SBDSY-215C	£791.00
	750	SY-207CC	£575.00
	750	SBDSY-207CC	£618.00
	900	SY-209CC	£625.00
	900	SBDSY-209CC	£668.00
	1050	SY-210CC	£699.00
	1050	SBDSY-210CC	£742.00
	1200	SY-212CC	£756.00
	1200	SBDSY-212CC	£800.00
	1350	SY-213CC	£857.00
	1350	SBDSY-213CC	£901.00
	1500	SY-215CC	£916.00
	1500	SBDSY-215CC	£959.00

Standard window size (mm)		Side hung casement clear	
Width	Height	Code	Price
	750	SY-3N07CC	£654.00
	750	SBDSY-3N07CC	£697.00
	900	SY-3N09CC	£705.00
	900	SBDSY-3N09CC	£748.00
	1050	SY-3N10CC	£777.00
	1050	SBDSY-3N10CC	£820.00
	1200	SY-3N12CC	£845.00
	1200	SBDSY-3N12CC	£888.00
	1350	SY-3N13CC	£963.00
	1350	SBDSY-3N13CC	£1,006.00
	1500	SY-3N15CC	£1,033.00
	1500	SBDSY-3N15CC	£1,076.00
	750	SY-307CC	£721.00
	750	SBDSY-307CC	£764.00
	900	SY-309CC	£791.00
	900	SBDSY-309CC	£835.00
	1050	SY-310CC	£885.00
	1050	SBDSY-310CC	£928.00
	1200	SY-312CC	£962.00
	1200	SBDSY-312CC	£1,005.00
	1350	SY-313CC	£1,113.00
	1350	SBDSY-313CC	£1,157.00
	1500	SY-315CC	£1,194.00
	1500	SBDSY-315CC	£1,238.00
	750	SY-4N07CMC	£773.00
	750	SBDSY-4N07CMC	£816.00
	900	SY-4N09CMC	£839.00
	900	SBDSY-4N09CMC	£882.00
	1050	SY-4N10CMC	£928.00
	1050	SBDSY-4N10CMC	£971.00
	1200	SY-4N12CMC	£1,013.00
	1200	SBDSY-4N12CMC	£1,056.00
	1350	SY-4N13CMC	£1,170.00
	1350	SBDSY-4N13CMC	£1,213.00
	1500	SY-4N15CMC	£1,259.00
	1500	SBDSY-4N15CMC	£1,302.00
	750	SY-407CMC	£867.00
	750	SBDSY-407CMC	£910.00
	900	SY-409CMC	£958.00
	900	SBDSY-409CMC	£1,001.00
	1050	SY-410CMC	£1,070.00
	1050	SBDSY-410CMC	£1,113.00
	1200	SY-412CMC	£1,168.00
	1200	SBDSY-412CMC	£1,211.00
	1350	SY-413CMC	£1,369.00
	1350	SBDSY-413CMC	£1,412.00
	1500	SY-415CMC	£1,474.00
	1500	SBDSY-415CMC	£1,517.00



Flush casement detail

* Narrow module windows supplied with white TV90-250 vent as standard

Timber Windows

A mock sash window with versatility



Combining the appearance of a traditional sash with the operation of a modern casement window, our Dual Turn windows are extremely versatile.

Dual Turn Windows



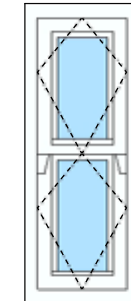
Dual turn detail

- Factory finished with high-performance, low maintenance treatment.
- Manufactured from FSC® Scandinavian redwood.
- Concealed ventilation.
- 22mm 'Low E' argon filled double-glazed units as standard.
- All standard units include high performance black warm edge spacers.
- Fully concealed top hung reversible hinges.
- Sashes operate totally independently allowing maximum flexibility.
- Fitted with white ironmongery as standard. Also available in other options.
- Independently tested to police approved 'Secured by Design' specification*.
- Available in 8 high quality paint or stain finishes.
- Average 'U' value 1.4

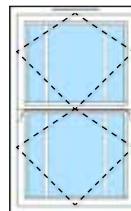


*SBD option available

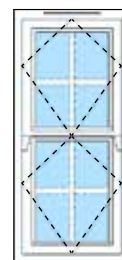
Standard window size (mm)		Dual turn window	
Width	Height	Code	Price
410	1050	DT-0410	£651.00
	1350	DT-0413	£711.00
	1350	SBDDT-0413	£793.00
	1650	DT-0416	£785.00
	1650	SBDDT-0416	£864.00
625	1050	DT-0610	£717.00
	1350	DT-0613	£777.00
	1350	SBDDT-0613	£859.00
	1650	DT-0616	£861.00
	1650	SBDDT-0616	£942.00
860	1050	DT-0810	£789.00
	1350	DT-0813	£886.00
	1350	SBDDT-0813	£954.00
	1650	DT-0816	£995.00
	1650	SBDDT-0816	£1,061.00
1085	1050	DT-1010	£858.00
	1350	DT-1013	£985.00
	1350	SBDDT-1013	£1,055.00
	1650	DT-1016	£1,107.00
	1650	SBDDT-1016	£1,173.00



Standard window size (mm)		Dual turn window marginal bar	
Width	Height	Code	Price
860	1050	DT-0810MB	£886.00
	1350	DT-0813MB	£1,021.00
	1350	SBDDT-0813MB	£1,089.00
	1650	DT-0816MB	£1,169.00
	1650	SBDDT-0816MB	£1,235.00
1085	1050	DT-1010MB	£979.00
	1350	DT-1013MB	£1,153.00
	1350	SBDDT-1013MB	£1,223.00
1650	1650	DT-1016MB	£1,323.00
	1650	SBDDT-1016MB	£1,390.00



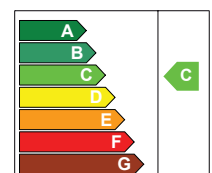
Standard window size (mm)		Dual turn window georgian bar	
Width	Height	Code	Price
625	1050	DT-0610GEO	£672.00
	1350	DT-0613GEO	£886.00
	1350	SBDDT-0613	£859.00
	1650	DT-0616GEO	£1,010.00
	1650	SBDDT-0616	£942.00
860	1050	DT-0810GEO	£913.00
	1350	DT-0813GEO	£1,048.00
	1350	SBDDT-0813GEO	£1,117.00
	1650	DT-0816GEO	£1,216.00
	1650	SBDDT-0816GEO	£1,285.00
1085	1050	DT-1010GEO	£909.00
	1350	DT-1013GEO	£1,214.00
	1350	SBDDT-1013GEO	£1,284.00
	1650	DT-1016GEO	£1,418.00
	1650	SBDDT-1016GEO	£1,487.00



Please note that pane height will vary according to window size/design both within and between windows. Please check before ordering.



Window Energy Rating



Timber Windows

Traditional elegance with modern day practicality



These versatile windows solve the problem of safe cleaning and maintenance, whilst retaining high levels of craftsmanship and beauty.

Slide & Tilt

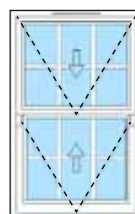
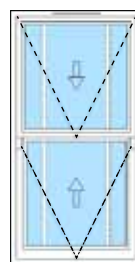
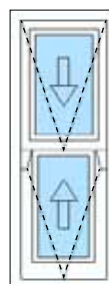


Slide & Tilt detail

- Factory finished with high-performance, low maintenance treatment.
- Manufactured from FSC® Scandinavian redwood.
- Concealed ventilation.
- 28mm 'Low E' argon filled double-glazed units as standard.
- All standard units include high performance black warm edge spacers.
- Sashes are hung using pre-tensioned spiral balances allowing effortless 'fingertip control'.
- Easy slide system provides exceptional watertight seal and silky smooth, rattle free operation.
- Sashes tilt inwards to enable cleaning.
- Fitted with white ironmongery as standard. Also available in other options.
- Independently tested to police approved 'Secured by Design' specification*.
- Available in 8 high quality paint or stain finishes.
- Average 'U' value 1.4



*SBD option available



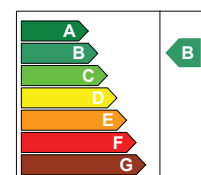
Standard window size (mm)		Slide & tilt window	
Width	Height	Code	Price
410	1050	ST-0410	£906.00
	1050	SBDST-0410	£974.00
	1350	ST-0413	£1,003.00
	1350	SBDST-0413	£1,084.00
	1650	ST-0416	£1,100.00
	1650	SBDST-0416	£1,182.00
625	1050	ST-0610	£976.00
	1050	SBDST-0610	£1,044.00
	1350	ST-0613	£1,074.00
	1350	SBDST-0613	£1,155.00
	1650	ST-0616	£1,189.00
	1650	SBDST-0616	£1,273.00
860	1050	ST-0810	£1,042.00
	1050	SBDST-0810	£1,111.00
	1350	ST-0813	£1,171.00
	1350	SBDST-0813	£1,259.00
	1650	ST-0816	£1,301.00
	1650	SBDST-0816	£1,394.00
1085	1050	ST-1010	£1,157.00
	1050	SBDST-1010	£1,286.00
	1350	ST-1013	£1,297.00
	1350	SBDST-1013	£1,433.00
	1650	ST-1016	£1,438.00
	1650	SBDST-1016	£1,580.00

Standard window size (mm)		Slide & tilt window marginal bar	
Width	Height	Code	Price
860	1050	ST-0810MB	£1,144.00
	1050	SBDST-0810MB	£1,213.00
	1350	ST-0813MB	£1,333.00
	1350	SBDST-0813MB	£1,401.00
	1650	ST-0816MB	£1,507.00
	1650	SBDST-0816MB	£1,575.00
1085	1050	ST-1010MB	£1,283.00
	1050	SBDST-1010MB	£1,411.00
	1350	ST-1013MB	£1,499.00
	1350	SBDST-1013MB	£1,608.00
	1650	ST-1016MB	£1,695.00
	1650	SBDST-1016MB	£1,804.00

Standard window size (mm)		Slide & tilt window georgian bar	
Width	Height	Code	Price
860	1350	ST-0813GEO	£1,361.00
	1350	SBDST-0813GEO	£1,430.00
	1650	ST-0816GEO	£1,557.00
	1650	SBDST-0816GEO	£1,625.00
1085	1350	ST-1013GEO	£1,561.00
	1350	SBDST-1013GEO	£1,670.00
	1650	ST-1016GEO	£1,792.00
	1650	SBDST-1016GEO	£1,874.00

Please note that pane height will vary according to window size/design both within and between windows. Please check before ordering.

Window Energy Rating



Bay Windows

Bay windows offer a great opportunity to create a home with a high quality individual appearance.

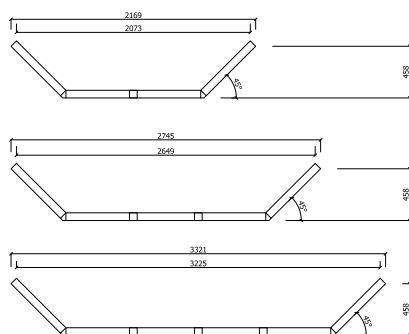


Splay bay windows

- The basic code for a splay bay with 45° bay is 45DER for two returns and 45SER for one return.
- Use these references followed by the window components required.
- View from left to right from the outside.
- All windows used must be the same height.

Style A

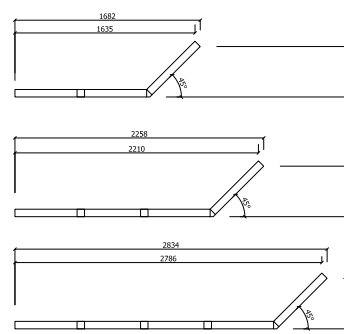
45 degree bay Window Double End Return (DER)



Number of front lights	Number of windows	Code	Return Window Width mm	Front Window Width mm	Overall External Width	Depth
2	3	45DER	625	1200	2169	458
3	3	45DER	625	1777	2745	458
4	3	45DER	625	2353	3321	458

Style B

45 degree bay Window Single End Return (SER)



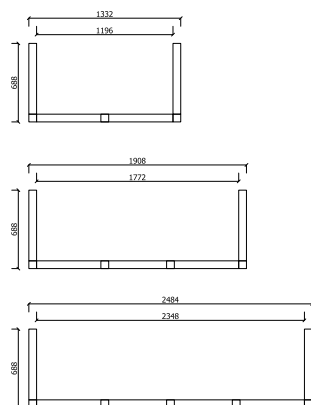
Number of front lights	Number of windows	Code	Return Window Width mm	Front Window Width mm	Overall External Width	Depth
2	2	45SER	625	1200	1682	458
3	2	45SER	625	1777	2258	458
4	2	45SER	625	2353	2834	458

Square bay windows

- The basic code for a square bay with double end return is 90DER, and for single end return 90SER.
- Use this reference followed by the window components required.
- View from left to right from the outside.
- All windows used must be the same height.

Style C

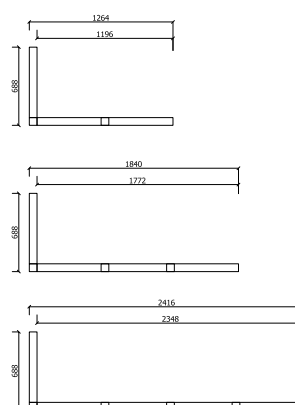
90 degree bay window Double End Return (DER)



Number of front lights	Number of windows	Code	Return Window Width mm	Front Window Width mm	Overall External Width	Depth
2	3	90DER	625	1200	1332	688
3	3	90DER	625	1777	1908	688
4	3	90DER	625	2353	2484	688

Style D

90 degree bay Window Single End Return (SER)



Number of front lights	Number of windows	Code	Return Window Width mm	Front Window Width mm	Overall External Width	Depth
2	2	90SER	625	1200	1264	688
3	2	90SER	625	1777	1840	688
4	2	90SER	625	2353	2416	688

How to order

- Choose the bay lay out Style A–D.
- From the relevant table select the dimensions and number of windows required to make up your bay.
- Refer to our window range on pages 110–135 to select the type, height and specification of windows required, for example: Direct glazed casement, Horizontal bar etc.
- When selecting windows choose components from left to right as if viewing the completed bay from the outside.
- All Bay windows are price on application and includes costs of windows plus bay posts.

Cavity closers

A Cavity Closer System is an easy, reliable way to achieve Building Regulation compliance when closing the cavity around window openings. At the same time, it provides a strong, accurate, self supporting sub-frame that can be used as a template or frame former for first or second fix installation windows.

When installing windows with cavity closers, consideration must be given to sub-sill projection, which is dependant on the position of the window in the cavity.

The system is a multi-chambered profile that forms a continuous cavity closer around door & window openings. This prevents cold bridging, damp penetration, air infiltration and condensation. It is NHBC approved and Agrément certified, can be used on all reveals or cavities, and is suited to all types of Premdor windows.

Few of the many 'ad hoc' methods of closing cavities conform to the Building Regulations, and can cause problems associated with cold bridging.

Compared to other methods the Premdor Cavity Closer is highly flexible, providing a single solution suited to all possible applications.

It is more effective than cut brick or block when closing the cavity, and avoids the need for frame-formers to be fabricated on site in the case of second fix installations.

Key Points

- Assembled closer, suitable for Premdor standard window sizes.
- Cavity closer and opening former in one.
- Available to suit cavity widths of 75mm and 100mm.
- Rigid PVCu construction.
- Universal profile for timber frame or traditional masonry construction.
- Prevents moisture penetration, mould, condensation and staining.
- BBA certified to all weather ratings, including severe' and 'very severe' categories (BS5628).
- Cavity closers are also available for shaped & multi-unit configurations. Price on application.

Window Height	Cavity Width mm	Window Width															
		410mm		480mm		625mm		860mm		915mm		1085mm		1200mm		1345mm	
		Code	Price	Code	Price	Code	Price	Code	Price	Code	Price	Code	Price	Code	Price	Code	Price
750mm	75mm			75DURA1N07	£44.00	75DURA107	£47.00			75DURA2N07	£49.00			75DURA207	£53.00	75DURA3N07	£53.00
	100mm			100DURA1N07	£51.00	100DURA107	£53.00			100DURA2N07	£56.00			100DURA207	£60.00	100DURA3N07	£60.00
900mm	75mm			75DURA1N09	£47.00	75DURA109	£49.00			75DURA2N09	£51.00			75DURA209	£56.00	75DURA3N09	£56.00
	100mm			100DURA1N09	£53.00	100DURA109	£56.00			100DURA2N09	£58.00			100DURA209	£63.00	100DURA3N09	£63.00
1050mm	75mm	75DURAVS410	£47.00	75DURA1N10	£47.00	75DURA110	£49.00	75DURAVS810	£51.00	75DURA2N10	£53.00	75DURAVS1010	£53.00	75DURA210	£56.00	75DURA3N10	£58.00
	100mm	100DURAVS410	£53.00	100DURA1N10	£53.00	100DURA110	£56.00	100DURAVS810	£58.00	100DURA2N10	£60.00	100DURAVS1010	£60.00	100DURA210	£63.00	100DURA3N10	£66.00
1200mm	75mm			75DURA1N12	£49.00	75DURA112	£51.00			75DURA2N12	£56.00			75DURA212	£58.00	75DURA3N12	£60.00
	100mm			100DURA1N12	£56.00	100DURA112	£58.00			100DURA2N12	£63.00			100DURA212	£66.00	100DURA3N12	£68.00
1350mm	75mm	75DURAVS413	£51.00	75DURA1N13	£51.00	75DURA113	£53.00	75DURAVS813	£56.00	75DURA2N13	£56.00	75DURAVS1013	£58.00	75DURA213	£60.00	75DURA3N13	£60.00
	100mm	100DURAVS413	£58.00	100DURA1N13	£58.00	100DURA113	£60.00	100DURAVS813	£63.00	100DURA2N13	£63.00	100DURAVS1013	£66.00	100DURA213	£68.00	100DURA3N13	£68.00
1500mm	75mm			75DURA1N15	£53.00	75DURA115	£56.00			75DURA2N15	£58.00			75DURA215	£63.00	75DURA3N15	£63.00
	100mm			100DURA1N15	£60.00	100DURA115	£63.00			100DURA2N15	£66.00			100DURA215	£71.00	100DURA3N15	£71.00
1650mm	75mm	75DURAVS416	£53.00	75DURA1N16	£53.00	75DURA116	£56.00	75DURAVS816	£58.00	75DURA2N16	£60.00	75DURAVS1016	£60.00	75DURA216	£63.00	75DURA3N16	£66.00
	100mm	100DURAVS416	£60.00	100DURA1N16	£60.00	100DURA116	£63.00	100DURAVS816	£66.00	100DURA2N16	£68.00	100DURAVS1016	£68.00	100DURA216	£71.00	100DURA3N16	£73.00

■ = 75mm cavity
 ■ = 100mm cavity
 Loose lengths available for 75mm & 100mm at £9 per meter

How to order: **1** Select window size from table. **2** Choose cavity width (75mm or 100mm) **3** Choose relevant product code.

Installation Guide

Ensure throughout the installation the cavity closer is checked at regular intervals so it remains true and square. Failure to do this will result in twist and poor window installation.

Step 1

- Before installation of the cavity closer, build your wall to the height of the window.
- Ensure the wall is level.
- Using the size table opposite, select the cavity closer size.

Step 2

- Position the cavity closer in the window or door reveal between the cavity.
- To ensure the cavity closer remains plumb use a prop (see illustration).

Step 3

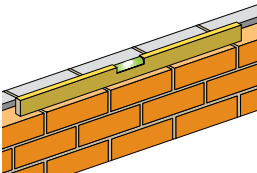
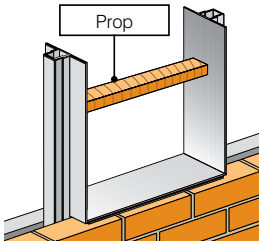
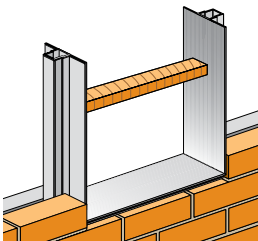
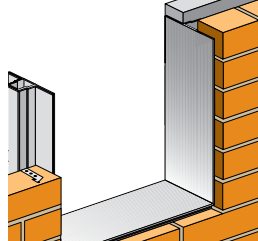

- Build up the coursework around the cavity closer by 1 course ensuring the cavity closer is still true and square.

Step 4

- Use fastening ties in inner and outer mortar courses every 225mm.

Step 5

- Build the brickwork up to the lintel. Locate the lintel and bed into the mortar.
- Allow mortar to set before removing the prop.


Options and Accessories

- The following are available as options on our standard casement windows.
- Many options can be added with our standard delivery leadtimes.
- Contact your distributor for full details.
- Options are also available individually to buy as spares or replacements.
- Please note that there is a nett cost of £15 for carriage on window accessories.

Window Options

Casement window options:

- Cill options: 25, 47, 62, 87, 114mm.
- Weather Strips: White or Brown
- Vents: White,
Brown - £11 extra per vent,
Chrome - £56 per vent.
- Ironmongery: White, Brown.
Gold, Chrome - £10 extra per opening casement
- Non Locking Ironmongery: White,
Brown - £2 extra per opening casement
Gold, Chrome - £10 extra per opening casement
- Colour finishes: White, Cream, Basalt Grey,
Muted Olive, Light Oak, Teak, Mahogany, Walnut.



Other colours available POA.

- Hinges: Restricted - £27 extra per side hung casement
- Egress - £36 extra per side hung casement
- Obscure Glass:
 - Costwold - £30 extra per unit
 - Stippolyte - £30 extra per unit
 - Autumn Leaf - £30 extra per unit
 - Alternative obscure glass POA
 - Alternative glass configurations POA

Other options available POA

- Swept heads
- Window surrounds
- Extended cills
- Size and configuration variations

Accessories (supplied loose for on site fitting).

Handles

Item	Code	Price
Polished Gold Locking Espag Handle (Right)	57131	£19.00
Polished Gold Locking Espag Handle (Left)	57132	£19.00
White Locking Espag Handle (Right)	57133	£13.00
White Locking Espag Handle (Left)	57134	£13.00
Brown Locking Espag Handle (Left)	57135	£13.00
Brown Locking Espag Handle (Right)	57136	£13.00
Polished Chrome Locking Espag Handle (Right)	57137	£19.00
Polished Chrome Locking Espag Handle (Left)	57138	£19.00
Polished Gold Non Locking Espag Handle (Right)	57140	£19.00
Polished Gold Non Locking Espag Handle (Left)	57141	£19.00
White Non Locking Espag Handle (Right)	57142	£14.00
White Non Locking Espag Handle (Left)	57143	£14.00
Brown Non Locking Espag Handle (Right)	57144	£14.00
Brown Non Locking Espag Handle (Left)	57145	£14.00
Polished Chrome Non Locking Espag Handle (Right)	57146	£19.00
Polished Chrome Non Locking Espag Handle (Left)	57147	£19.00

Hinges

Item	Code	Price
Reflex not Restricted (Pair)	57230	£23.00
Restrictor (Pair)	57231	£47.00
Reflex (Egress) (Pair)	57232	£53.00
Reflex Top Hung not Restricted (Pair)	57233	£27.00
Restrictor Top Hung (Pair)	57234	£53.00
Reflex Not Restricted & Hinge Protector (SBD) (Pair)	57235	£39.00
Restrictor & Hinge Protector(SBD) (Pair)	57236	£63.00
Reflex (Egress) & Hinge Protector (SBD) (Pair)	57237	£73.00
Reflex Top Hung Not Restricted & Protector (SBD) (Pair)	57238	£44.00
Restrictor Top Hung & Hinge Protector (SBD) (Pair)	57239	£70.00
PN Uni Side Hung Flush Casement (Pair)	57240	£144.00
PN Uni Top Hung Flush Casement (Pair)	57241	£154.00

Seals & Gaskets

Item	Code	Price
Glazing Tape Double Sided 12.X 1.6mm (10m)	57242	£16.00
External Primo Glazing Gasket (10m)	57243	£32.00
8 X 2 EDPM External Glazing Gasket (10m)	57244	£32.00
Frame Aquamac 21 (Casement) WHITE	57290	£32.00
Sash Dev 5611 (Casement) WHITE	57291	£32.00
Frame Aquamac 5271 (Flush Casement/Dual Turn & VSS) WHITE	57292	£32.00
Frame Aquamac 4846 (Flush Casement/Dual Turn & VSS) WHITE	57293	£32.00
Frame Aquamac 109 (S&T) Meeting Rail WHITE	57294	£32.00
Sash Btm Rail 8mm Bubble Gasket (S&T & VSS) WHITE	57295	£32.00

Glazing Beads

Item	Code	Price
BA22 Top or Side Bead 1200mm (Casement)	57245	£19.00
BA22 Top or Side Bead 1800mm (Casement)	57246	£29.00
BB10 Bottom Bead 1200mm (Casement)	57247	£19.00
BB10 Bottom Bead 1800mm (Casement)	57248	£29.00
BA10 Top or Side Bead 1200mm (Flush Casement)	57249	£19.00
BA10 Top or Side Bead 1800mm (Flush Casement)	57250	£29.00
BB10 Bottom Bead 1200mm (Flush Casement)	57251	£19.00
BB10 Bottom Bead 1800mm (Flush Casement)	57252	£29.00
BA10 Top or Side Bead 1200mm (Dual Turn)	57253	£19.00
BA10 Top or Side Bead 1800mm (Dual Turn)	57254	£29.00
BB30 Bottom Bead 1200mm (Dual Turn)	57255	£19.00
BB30 Bottom Bead 1800mm (Dual Turn)	57256	£29.00
BA10 Top, Side or Bottom Bead 1200mm (Slide & Tilt)	57257	£19.00
BA10 Top, Side or Bottom Bead 1800mm (Slide & Tilt)	57258	£29.00
BP10 Top, Side or Bottom Bead 1200mm (Vertical Sliding Sash)	57259	£19.00
BP10 Top, Side or Bottom Bead 1800mm (Vertical Sliding Sash)	57260	£29.00

Dual Turn Accessories

Item	Code	Price
White Fittings Pack (Dual Turn)	57284	£57.00
Polished Gold Fittings Pack (Dual Turn)	57285	£67.00
Polished Chrome Fittings Pack (Dual Turn)	57286	£67.00

Ventilators

Item	Code	Price
White XS16 Ventilator	57287	£12.00
Brown XS16 Ventilator	57288	£12.00
Chrome TV90 425 Ventilator	57289	£59.00

General Technical Information

Timber Windows:

High performance window, factory double-glazed and finished.

Windows are constructed with finger jointed timber for stability. Two piece head and two piece cill sections are used. No extended horns to head and cill sections.

This means that windows keep their shape, strength and performance qualities.

Windows are manufactured and accredited to BS644: for construction specification.

Materials:

To BS EN 942. Timber species: European redwood from selected sawmills, timber sources from sustainable managed forests with a minimum of 70% FSC material

Preservative treatment:

Organic solvent as NBS section Z12 Table 25 of the British Wood Preserving and Damp-proofing Association manual 1999.

Moisture Content on delivery: 13 - 19%

Manufacture:

Construction is accredited to BS 644

Adhesive to BS EN 204, Part 1, Group D4.

Fully tested to BS6375 Pt 1,2 & 3.

Security:

Windows are Q-mark accredited to BS 7950 specification for enhanced security performance of windows for domestic applications when specified.

Manufactured within a 'Secured by Design' Licence.

Glazing:

Factory glazed to meet current thermal regulations with double-glazed units, manufactured and kite marked to BS EN1279 and factory fixed in accordance with BS6262.

Dry glazed system with double-sided security tape and timber drained and ventilated bottom bead.

Low'E' glass enhances the heat retention performance of the glazed unit by reflecting the heat back into the dwelling.

Coatings:

Fully factory finished. Water-borne decorative paint or stain finish (colour to be chosen by client). Total dry coating minimum 120 microns.

Ironmongery/accessories:

As standard multi-point locking systems with push button handles are included.

When specified hinge protectors and security locking systems to meet BS 7950 are used.

Trickle Ventilation: Ventilators to be fitted as standard to head of frames to meet statutory requirements:

Standard - 4600EA or 4000mm2 Free area

Optional - 4300EA or 4000mm2 Free area

Performance:

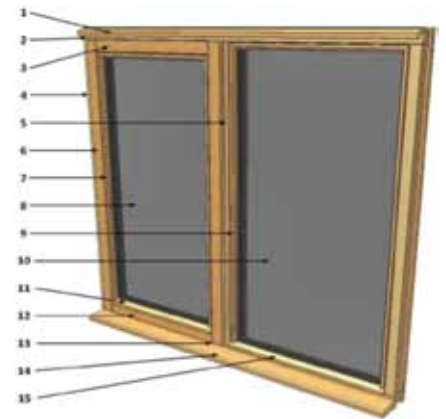
Windows are tested for weather tightness and meet the requirements of BS6375:

Part1: for severe weather rating BS6375 Pt 2 & 3.

Window Sizes:

All sizes shown are nominal. The actual window frame sizes are 5mm less in height and width.

1. Head Drip
2. Frame Head
3. Sash Top Rail
4. Frame Jamb
5. Frame Mullion
6. Sash Stile
7. Sash Glazing Beads
8. Sash Glazing Unit
9. Deadlight Glazing Bead
10. Deadlight Glazing Unit
11. Sash Bottom Glazing Bead
12. Sash Bottom Rail
13. Frame Sole
14. Cill Extension
15. Deadlight Bottom Glazing Bead



Glazing, Decoration, Cills & Other Options

Glazing Bars

The Georgian bonded bars have an integral bar between the panes, to give the effect of individual glazing units, making them difficult to differentiate from through bars. This also allows the high performing, drained and vented, glazing system to remain intact and do its job without having a detrimental effect on appearance of the product.

Glass

Windows are glazed to:
BS 6262 Ref. 9.3.3.7 (Drained & Vented Glazing System)
BS 8000 Ref. 3.4.1.2 (Glazing Techniques)
GGF Manual Section 4.2 Ref. IG2
NHBC Chapter 6.7 Clauses D7, D4
Building Regulation Part N (England) and Section 4 (Scotland) - Where specified.




Cill Extensions

The cill extensions are all designed with a large radius edge to ensure good paint coverage. The underside of the cill extension has rebates to allow concealed fixings and to stop the water travelling back towards the fabric of the building.

Note: Consideration should be given to cill width when designing a building which incorporates timber windows.

Wide cill extensions in timber have a higher chance of failure as coatings need to adapt with the timber to seasonal changes, they will expand and contract more, leaving the coating vulnerable to breakdown over time which can lead to timber being exposed to moisture. Designing a building with a cill extension of less than 100mm will greatly improve the life of the cill extension.



Decoration

The following procedures are followed when the coatings are applied


	Basecoat	Primer	Topcoat
Opaque Colours	Water based Dip (Inc. end grain sealer)	Stain Blocking Primer	High Build Opaque Topcoat
Translucent	Water based Dip (Inc. end grain sealer)		High Build Wood Stain
Coating Levels	White primer - Sprayed @ min 200 microns wet film weight		
	Opaque Topcoats - Sprayed @ min 180 microns wet film weight		
	Stain Topcoats - Sprayed @ 300 microns wet film weight		

The coatings we use are all water based and therefore environmentally friendly.

Basecoats include end grain sealer.

Opaque colours use stain blocking primer.

Topcoats are High Build breather paints with 60% gloss levels.



General Technical Information

Delivery, Storage & Handling

Windows should be lifted by the outer frame, not by the opening sashes, ironmongery, or decorative / solid glazing bars. They should be carried vertically to avoid any tendency to twist or distort the outer frame and cause damage to the connecting joints. Particular care should be taken when handling large frames.

The extended use of metal containers for site storage is not advised as this can lead to extreme conditions being created within, which is detrimental to the performance of our products.

Stack inside on a least 3 level, full-width, evenly distributed bearers, in a dry shaded area and keep clear of the ground. If our products are required to be stored outside, ensure they are protected from the elements with a waterproof cover such as a heat resistant tarpaulin or equivalent and allow air circulation clearance between products.

Where products are supplied on a pallet or shrink-wrapped, ensure that adequate air circulation can be allowed to flow freely to all products on the pallet and avoid storage in direct sunlight.

Products should not be stored in a room or building where excessive moisture levels will be present. In particular, where plastering work is being carried out as the drying of the plaster pushes lots of moisture into the atmosphere. Avoid storing our products flat as the factory applied surface coatings and factory glazing systems have been developed for vertical or angled drainage away from the wetted surface. Any period of time spent with water lying on a horizontal window will cause swelling of the timber, poor operation of opening/closing and will invalidate any warranty on that product.

Protective wrapping should not be removed until the products are ready for installation or until absolutely necessary. Caution must be shown when using sharp objects such as knives etc. to remove packaging so as not to cause damage to the product or paint finish.

Regularly inspect the products whilst in storage to ensure the correct conditions are being met and to check the base coat, primer or finish coats are in good condition. Remove products from pallet by lifting not dragging, and avoiding damage to or from projecting ironmongery or fittings.

Our joinery products are manufactured to a carefully controlled moisture content in line with the requirements BS942. Should additional moisture be allowed to come into contact with our products whilst in storage or during installation, this may result in distortion or swelling of the products. This could affect the functionality of the operating mechanisms or components, leading to long term or lasting damage and possible degradation of the overall appearance/finish.



Glazing

All factory glazed products undergo strict quality checks before leaving the factory, the responsibility is with the installer to ensure that windows and doors are adequately protected against site activities that may pit, mark or scratch the glass surfaces.

Should the glass surface become contaminated, do not use sharp instruments or abrasive pads to remove the contamination from the glass surface. Following the revision to the building regulations 1991 Approved Document N1 for glazing into critical locations, the responsibility is with the customer to indicate whether factory glazed windows are required to be supplied to conform to critical locations as defined by this revision.

Our 10-year guarantee covers only units that have been factory glazed and have not been subsequently deglazed. Where joinery is supplied unglazed, the following recommendations should be followed:

For further glazing information please refer to: BS8000 Part 7 1990, BS6262 Glazing in Buildings, NHBC Standards Chapter 6.7

Installation

Please use guidance from BS8213 Pt4 - Code of practice for survey and installations of windows. All joinery items are recommended to be fitted as soon as practical after delivery to site.

Correct installation of our products is vital to ensure proper performance now and in the future. All our joinery products should be fitted into preformed openings at least 10mm larger (5mm all round) than the overall frame size and not built in as the work proceeds.

In timber-framed buildings, openings should allow for differential shrinkage as guidance given in NHBC Standards Chapter 6.2S2

Framed products should be installed plumb and square using a metal fixings or perimeter battens. Fixings should not be over tightened and surrounding brickwork should abut the frame only lightly so as not to distort the frame. We recommend that frames are fixed using screws through the frame into the brickwork.

Before final fixing, check that opening sashes have equal clearance on both sides. Mullions of multi-light windows MUST be supported to avoid sagging.

A minimum of two fixing points per side (depending on height) should be used. These should start between 100 & 200mm in from the corners.

As a rough guide the minimum number of fixing points in height:

Below 1000mm = 2 per side*

1000 to 1600mm = 3 per side*

1601 to 2100mm = 4 per side*

over & above = Installer responsible

*Ground level only

Any gaps between the outer frame and the reveal, to the external face, should be filled with a non-setting suitably approved sealant to BS5889.

Warranties

The following warranties are offered as standard on Premdor products.

30 years against rot and fungal attack on windows
10 years against glass unit failure on factory fitted double glazing

10 years against manufacturing defects

10 years on ironmongery*

10 years on fully finished paint systems**

10 years on fully finished stain systems**

* The guarantee does not cover for any tarnishing that may occur.

** Fully finished products are guaranteed against peeling, cracking, blistering, premature erosion of the film exposing bare timber, flaking, damage caused by fungal growth within the coating. It does not guarantee against natural resin exudation, movement or extractive staining around knots.



Decoration & Finishes

The Factory-applied coatings are an integral part in the performance of our joinery products. Painting the products on site will never be as effective as painting within the controlled environment of the factory.

For any paint or decoration paints or stains which are suitable for timber and described as moisture vapour permeable should be used.

Advice on the choice of suitable coatings for timber can be obtained by referring to BS EN 927-1: 1997 When a factory fully finished product is supplied, care must be taken that damage to the finished surfaces does not occur during installation as this may invalidate the guarantee.

Mortar or similar must not be allowed to be in prolonged contact with the paint finish. Any droppings must be removed immediately with water and the area washed with clean water. Any finishes applied to our products should be strictly in accordance with the paint or stain manufacturer's instructions. All surfaces of our products should be painted in dry weather and at the same time to help avoid creating a moisture imbalance within the timber



Q-Mark

The Q-Mark is readily identifiable as a market leader in the certification of timber related products and a growing range of other construction materials.

Product certification provides assurance to specifiers, contractors and purchasers that our products will perform to an agreed standard.

General Maintenance

It is recommended that surface coatings, glazing and ironmongery supplied with our products are inspected annually. The decorative finish applied to our products must be maintained in the service and moisture should not be allowed to penetrate into the timber throughout its life.

Areas of general wear and tear such as window edges etc. should be made good and touched up as necessary. Refer to paint manufacturers guidelines for re-application of finishes. If the product has been supplied fully finished, see coating maintenance guidelines for remedial instructions.

General cleaning should be carried out regularly (minimum twice a year) using a non-abrasive cloth with mild detergent and warm water (ph. neutral solution) to remove contaminants, whilst frequently changing the water. Under no circumstances should aggressive alkaline or acidic cleaners be used.

Ironmongery

All ironmongery to our windows is factory fitted where practical. Adequate care should be taken to ensure that other trades avoid scratching or contaminating the surfaces and operating mechanisms as this can invalidate the guarantees. Brick acid and other site cleaning activities can cause corrosion, discolouration and pitting of the surface of ironmongery. Should the ironmongery become contaminated, use a soft cloth to remove any building debris, but do not use abrasive cleaners. If in any doubt, temporary removal of the ironmongery by competent site personnel should be considered. Particular attention should be given to brass and chrome fittings, which are vulnerable to scratching or tarnishing. Moving parts on hinges and locks may require occasional lubrication with a silicone-based lubricant.

Coatings Maintenance Guidelines

End Users

Window frames treated with a finishing coat shall be checked annually, the first time not later than after 2 years. Blistering, cracking, flaking or if the coating has been damaged in any other way, should be dealt with immediately, as follows: Wash the window frame with a mild alkaline cleaning solution. Sand away cracked and flaking paint, and scrape off any resin that may have seeped out of the wood. Fill any cracks that may have developed in the corner joints of the frame/casing, or on the windowsill, with elastic filler. Spot repair the freshly sanded surface, using an exterior primer as specified below. Repaint the entire exterior of the window using top coats specified below.

Interior surfaces normally require no special maintenance beyond an occasional clean with water and an appropriate detergent. Location of the window frame in the building, climatic conditions, whether shaded or exposed to the sun – all these factors affect the finish. A south facing window frame/door will require the more frequent maintenance than its north facing counterpart. Avoid painting in the rain or when the window frame/door is damp.

Suggested redecoration cycles for pigmented coating system applied on a timber window.

Construction	Moderate Climate (This would include non coastal areas at low altitude)	Harsh / Rough Climate (This would include area within 5km of coastline)	Extreme Climate (Any areas of high altitude, or exposed coastal areas)
Sheltered (e.g. beneath porch or large roof overhang)	5 Years	5 Years	3 Years
Partly Sheltered (e.g. window built back in reveal)	5 Years	3 Years	2 Years
Unsheltered (e.g. face of building)	3 Years	2 Years	2 Years

Suggested redecoration cycles for stain + lacquer coating system applied on a timber window

Construction	Moderate Climate (This would include non coastal areas at low altitude)	Harsh / Rough Climate (This would include area within 5km of coastline)	Extreme Climate (Any areas of high altitude, or exposed coastal areas)
Sheltered (e.g. beneath porch or large roof overhang)	10 Years	10 Years	7 Years
Partly Sheltered (e.g. window built back in reveal)	10 Years	7 Years	5 Years
Unsheltered (e.g. face of building)	7 Years	5 Years	5 Years

*Only dark stain are allowed

This guide is based on EN927-1 (Paints and varnishes – Coating materials and coating system for exterior wood – Part 1: Classification and selection)

Recommended maintenance products:

Acrylic /alkyd paint (for example "Hicksons Décor") Application as specified on label and technical data sheet



Q Mark for Trada High Performance Scheme



BS644: Q Mark for Timber Windows



BS7950: Q Mark for Enhanced Security Windows



Secured By Design License Holder



FSC® Chain of Custody for Redwood Timber



Whether your project is a complete washroom system or a simple cubicle installation – Hills has the product range for you. Hills offer the ultimate one stop shop for cubicles & washroom systems.

Bayou
P145



HILLS
washroom concepts
brought to life...



Made to measure range
P144

cubicles & washroom systems

Why Hills?

Historically, the Hills name has been associated with quality joinery products. In 1849 Francis Hills started a small joinery company supplying the Durham mining industry. Over 60 years later the company was producing large quantities of shell boxes for the fighting forces in World War 1 and looking ahead to diversification in the future.

The business literally 'took off' in the mid thirties with the production of the 'Hillson Praga' aeroplane, recording many sports successes. This was followed with production of aircraft and propellers during World War 2.

After the war the Hills joinery business really expanded and, taking joinery innovation further, a range of cubicle and washroom systems was developed and launched in the early 1950's.

Now, our research and development teams have brought this ethos right up-to-date, creating products which look to the future of washroom environments. For the proof, just take a look at our new ranges such as Glacier, Cove and Ridge.

But at Hills we know that a good product is only part of the story – so we offer the full range of support from a no-obligation quotation and design service, through to technical assistance.

And, as we all operate in a competitive world, we are always committed to realistic pricing and high levels of customer service.

Product range – wide ranging and innovative. From the comprehensive to the simple, our products cover most requirements. Many are completely new and offer concepts to make a real difference to your project.

Design support – we provide a no-obligation quotation and design service, allowing us to optimise your washroom layout and propose design features to enhance the facilities. In more complex washrooms we can incorporate ducting and wall panels as well as lockers, vanity units and pelmets. Our support also includes advice on relevant building regulations.

Customer service – as well as offering competitive supply leadtimes, we always aim for on time delivery – full and complete. When it comes to customer service we believe that hills is hard to beat.

Quality – we manufacture our cubicle systems from quality components, and can therefore offer meaningful performance guarantees.

Technical back up – advice is available from our experienced sales desk team. Alternatively our technical guide provides a useful reference tool, with in-depth information on specification and technical issues, as well as advice on designing cubicle and washroom systems.

So, whether you are an installer or specifier of cubicle products, with Hills you really can maximise your washroom project every time. Contact us today...

Tel 01642 469469

Email sales@hillscubicles.co.uk

Fax 01642 467711/467722

Website www.hillscubicles.co.uk

Post Units 1-4
Stadium Court
Wallis Road
Skippers Lane Industrial Estate
Middlesbrough
TS6 6JB



Mix 'n' Fix
P146



Additional products
P148



Hills colour range
P149

Made to measure range



- Whether your project is a complete washroom system or a simple cubicle installation – Hills has the product range for you.
- We offer the ultimate one-stop-shop for cubicles.



HILLS
cubicles & washroom systems

Cubicle System	Panel Specification	Additional Specification	Ironmongery Specification	Usage Category	Suggested Suitability
Artesian	V313 MFC/laminate faced chipboard	Postformed fascias & headrails	Anodised aluminium	Medium	• Shopping centres • Offices
Bayou	V313 MFC	Contoured doors	Powder coated aluminium	Medium	• Nurseries • Schools
Canyon	V313 MFC	–	Anodised aluminium	Medium	• Retail / Fast food outlets • Restaurants
Contour	Solid laminate	Contoured doors & tubular headrails	Anodised aluminium	Heavy	• Children's sports facilities • Schools
Cove	V313 MFC	Metal fascias	Metallic palette options	Medium	• Motorway services • Theatres
Forest	V313 MFC	Aluminium edging to doors & panels	Anodised aluminium	Medium	• Caravan parks • Camp sites • Public Houses
Glacier	Solid laminate	Metal fascias	Metallic palette options	Heavy	• Nightclubs • Cinema complexes
Lagoon*	Laminate faced V313 chipboard	Metal fascias	Metallic palette options	Heavy	• Hospitals • Airports
Meadow	Laminate faced V313 chipboard	Postformed fascias & headrails	Polished aluminium	Heavy	• Art galleries / museums • Hotels
Mix 'n' Fix	V313 MFC	–	Anodised aluminium	Medium	• Industrial units • Retail outlets
Ridge	Solid laminate Laminate faced V313 MFC	Metal fascias	Metallic palette options	Heavy	• Nightclubs • Sports stadia
Tor	Solid laminate	N/A	Powder coated aluminium	Heavy	• Health clubs / showers • Leisure centres • Sports stadia / showers • Swimming pools
Valley	V313 MFC	Contoured doors	Anodised aluminium	Medium	• Retail changing facilities

* See Cove for design

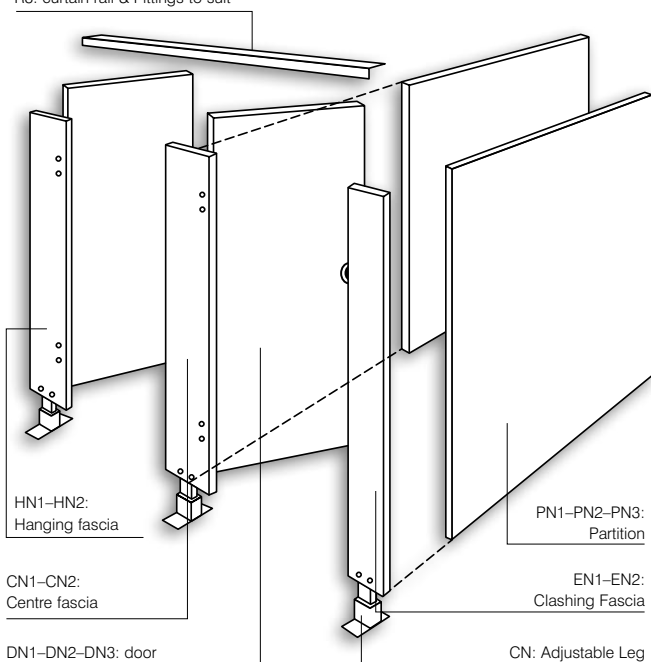


Mix 'n' Fix



- 'Off-the-shelf' availability from selected stockists.
- Standard components available in a variety of dimensions, including mobility requirements.
- 18mm MFC doors, fascias and partitions provide rigidity in service.
- V313 core material provides additional moisture resistance.
- Height adjustable legs assist installation.
 - Aluminium ironmongery is hardwearing and practical.
 - Hinges can be installed fall open or fall shut as required.
 - Optional outward opening doors.
 - Three year guarantee.
 - See page 147 for colour availability.

RN1-RN2: capping
R3: curtain rail & Fittings to suit



Door			
Pack Ref & Colour		Code	Price
1816 x 582mm			
DN1	White	20470	£51.00
DN1	Gravel Grey	20570	£57.00
DN1	Magnolia	20670	£54.00
DN1	Oslo Blue	20770	£69.00
DN1	Grey Sky	20870	£64.00
DN1	Moss	20970	£69.00

1816 x 635mm			
DN2 White	20471	£54.00	
DN2 Gravel Grey	20571	£59.00	
DN2 Magnolia	20671	£58.00	
DN2 Oslo Blue	20771	£73.00	
DN2 Grey Sky	20871	£69.00	
DN2 Moss	20971	£73.00	

1816 x 900mm			
DN3 White	20472	£63.00	
DN3 Gravel Grey	20572	£68.00	
DN3 Magnolia	20672	£68.00	
DN3 Oslo Blue	20772	£87.00	
DN3 Grey Sky	20872	£82.00	
DN3 Moss	20972	£87.00	

Partition			
Pack ref & colour		Code	Price
1816 x 1524mm			
PN1	White	27870	£113.00
PN1	Gravel Grey	27970	£126.00
PN1	Magnolia	28070	£126.00

1816 x 1800mm			
PN2 White	27871	£125.00	
PN2 Gravel Grey	27971	£140.00	
PN2 Magnolia	28071	£140.00	

1816 x 1200mm			
PN3 White	27872	£105.00	
PN3 Gravel Grey	27972	£116.00	
PN3 Magnolia	28072	£116.00	

Centre Fascia			
Pack ref & colour		Code	Price
1816 x 200mm			
CN1	White	24770	£30.00
CN1	Gravel Grey	27570	£33.00
CN1	Magnolia	27770	£31.00

1816 x 300mm			
CN2 White	24771	£33.00	
CN2 Gravel Grey	27571	£37.00	
CN2 Magnolia	27771	£34.00	

Clashing Fascia			
Pack ref & colour		Code	Price
1816 x 100mm			
EN1	White	21070	£26.00
EN1	Gravel Grey	22070	£29.00
EN1	Magnolia	24370	£27.00

1816 x 150mm			
EN2 White	21071	£28.00	
EN2 Gravel Grey	22071	£32.00	
EN2 Magnolia	24371	£29.00	

Hanging Fascia			
Pack Ref & Colour		Code	Price
1816 x 100mm			
HN1	White	24470	£26.00
HN1	Gravel Grey	24570	£29.00
HN1	Magnolia	24670	£27.00

1816 x 150mm			
HN2 White	24471	£28.00	
HN2 Gravel Grey	24571	£32.00	
HN2 Magnolia	24671	£29.00	

Edging Strip (2m)			
Pack ref & colour	Code	Price	
OE11 White	28370	£3.00	
OE10 Gravel Grey	28371	£3.00	
OE12 Magnolia	28372	£3.00	
OE18 Oslo Blue	28373	£3.00	
OE17 Grey Sky	28374	£3.00	
OE19 Moss	28375	£3.00	

Capping Rail			
Pack ref	Size	Code	Price
RN1	914mm	28190	£14.00
RN2	1828mm	28191	£21.00

Curtain (including rail & fittings)			
Pack ref	Size	Code	Price
R3	914mm	57799	£185.00

Vanitory Unit Top			
Pack ref	Colour	Code	Price
600 x 2440mm			
VNW1	White	28770	£68.00
VNW1	Gravel Grey	28870	£75.00
VNW1	Magnolia	28970	£72.00
VNW1	Oslo Blue	29070	£92.00
VNW1	Grey Sky	29170	£89.00
VNW1	Moss	29270	£92.00

Vanitory Unit Downstand			
Pack ref	Colour	Size & Code	Price
300 x 2440mm			
VNW2	White	28771	£54.00
VNW2	Gravel Grey	28871	£59.00
VNW2	Magnolia	28971	£57.00
VNW2	Oslo Blue	29071	£70.00
VNW2	Grey Sky	29171	£69.00
VNW2	Moss	29271	£70.00

Mix 'n' Fix Indicator Bolt		
Pack	Code	Price
OE13	28490	£41.00

Mix 'n' Fix Pair of Hinges		
Pack	Code	Price
OE14	28590	£27.00

Mix 'n' Fix 'U' Brackets		
Pack	Code	Price
OE15	28690	£27.00

Hardware Pack		
Pack	Code	Price
AN	28290	£113.00
BN	28291	£39.00
CN	28292	£29.00

Outward Opening Keep Pack		
Pack	Code	Price
DN	28293	£6.00

Toilet Roll Holder		
Pack	Code	Price
OE1	57999	£23.00

Hat & Coat Hook		
Pack	Code	Price
OE2	58099	£8.00

Floor to Ceiling Post (3m)		
Pack	Code	Price
OE4	58999	£111.00

Floor to Ceiling Sockets (Pair)		
Pack	Code	Price
OE5	59099	£23.00

10 x Double Cap-Nuts		
Pack	Code	Price
OE16	30599	£19.00



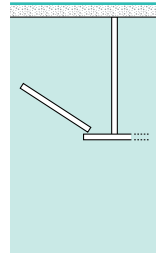
- The cubicle in component form has been developed to meet the requirements of an increasingly style conscious market demanding system solutions for washrooms. Hills cubicle range offers standard sized off the shelf components Mix 'n' Fix. These cubicles are based on a standard structure which ensures stability and finished installation quality.

- Mix 'n' Fix components are available off the shelf, via regional distributors. The components provide the opportunity to create a number of layouts, some of which are shown in the Hills Technical Guide.

- Mix 'n' Fix is a modular cubicle system for applications where a mix and match choice of colours for doors, partitions and fascias may be desired and prompt availability is required.
- Installation is straightforward as all MFC components are pre-drilled, and ironmongery is supplied in pack form as required.
- However, with Mix 'n' Fix specification is not compromised in the search for practicality – the V313 MFC core material provides improved moisture resistance, helping to prolong service life.

Mix 'n' Fix ironmongery is supplied in packs:

Pack 'AN'

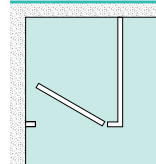


Select one pack for every cubicle.

Contains:

- | | |
|---|---|
| 1 x Indicator bolt, including keep and screws | 6 x 6 no.10 x 3/4" (partition to fascia) |
| 1 x Pair hinges (fix through fascia) | 2 x Rubber buffers and 2 no. 6 x 3/4" screws (fix to fascia for anti-finger trap) |
| 1 x Leg, bush screws and 2 no.10 x 1 1/2" screws | 8 x Rawlplugs |
| 6 x Fixing brackets, bush screws and fixing screws: 6 no.10 x 1 1/2" (wall) | 4 x 8 x 1 1/2" screws (fix capping to fascia) |

Pack 'BN'

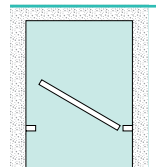


Select one pack for each corner configuration regardless of the number of cubicles.

Contains:

- | | |
|--|--|
| 3 x Fixing brackets, bush screws and 6 no.10 x 1 1/2" screws | 1 x Leg, bush screws and 2 no.10 x 1 1/2" screws |
| | 8 x Rawlplugs |

Pack 'CN'

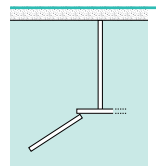


Select one pack for each enclosed configuration regardless of the number of cubicles.

Contains:

- | |
|--|
| 1 x Leg, bush screws and 2 no.10 x 1 1/2" screws (leg) |
| 2 x Rawlplugs |

Pack 'DN'



Select one pack for each outward opening door.

Contains:

- | |
|------------------------------|
| 1 x Open-out keep and screws |
|------------------------------|

Mix 'n' Fix palette



* Colour available for doors.

† Colour available for fascias and partitions.

Additional products

Vanitory tops and pelmets

Design and specification of a complete washroom system will usually incorporate features such as vanitory units, pelmets, ducting and lockers. Care should be taken to establish access points for services including water, waste and electricity. Once confirmed these components can be designed into the washroom in the most appropriate layout. Dependant on the cubicle systems specified these items will vary in appearance and construction.

Vanitory tops are normally fitted onto a skeleton frame (manufactured on site by a contractor), allowing for access to plumbing and other services.

Apertures for sinks and other ancillary items can be cut on site in the correct location during installation. However, in order to ensure integrity of the construction it is advisable to inform Hills of this detail during the quotation and ordering process.

Generally vanitory tops with access panels are specified in two standard heights. For adult situations, 850mm is standard height, reducing to 600mm for junior requirements. Any height in between these can be accommodated, subject to sanitaryware requirements.

There is a choice of basic vanitory top types, to match the different ranges of cubicles.



Typical frame assembly

Pelmets are available for use in vanitory unit situations for concealing lighting. Generally pelmets are specified to standard dimensions of 150mm x 150mm, and installation usually undertaken with angle brackets or proprietary fixing systems. There are four basic types of pelmet.



Lockers

Lockers are a changing room 'essential' for storage of personal items. Hills can offer a variety of locker types, all with features to make life easier for the user.

The lockers can be supplied manufactured with solid laminate or steel frontages.



Benches

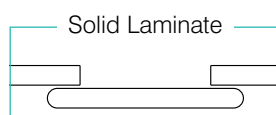
Benches can be specified in a number of formats, for use in a variety of locations, such as changing facilities or communal areas. They can be wall mounted or located in island positions. Support brackets are supplied as required for the chosen arrangement.

Ducting & wall linings

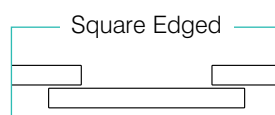
Ducting and wall linings can be supplied to match your projects requirements. See diagrams [below] for construction specifications and cross sections.



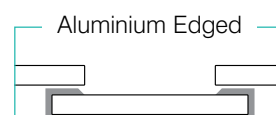
Postformed



Solid Laminate



Square Edged



Aluminium Edged

Hills colour palettes

● MFC palette

Aigue Marine	Amandine	Bleu flash	Blanc menuire	Bleu Oslo
Bleu Caraïbes	Caviar	Coquille oeuf	Capucine	Fumee
Gris perle	Gris tourterelle	Genet	Luna beige	Luna rose
Luna vert	Maryland clair	Maryland fonce	Mousse	Nova lilas
Nova saphir	Nova mousse	Nova Argile	Vert d'eau	Bougainvillée

Hills Cubicles & Washroom Systems are available in a wide range of colours, to enable you to create innovative and eye-catching washrooms.

See the availability chart (below) to find out which colours apply to your chosen product, then make your selection from the relevant palettes shown.

Availability:

●	Artesian
●	Bayou
●	Canyon
● ●	Contour
●	Cove
●	Forest
● ●	Glacier
●	Lagoon
●	Meadow
● ●	Ridge
● ●	Tor
●	Valley

● Solid laminate and HPL palette

Aigue marine	Amandine	Bleu flash	Blanc antique	Blanc menuire	Bleu Oslo	Blanc megève
Bleu Caraïbes	Banian blanchi	Banian noirci	Caviar	Coquille oeuf	Chardon	Capucine
Erable Nordique	Fumee	Gris perle	Galeo-bleu Oslo	Galeo-blanc megeve	Galeo-coquille d'oeuf	Galeo-gris perle
Galeo-gris tourterelle	Genet	Galeo-rose tendre	Galeo-rose Bougainvillée	Pommier de Honfleur	Luna beige	Luna rose
Luna vert	Linea-bleu Oslo	Linea-rose Bougainvillée	Maryland clair	Maryland moyen	Maryland fonce	Mousse
Nova lilas	Nova saphir	Noyer ombré	Noyer Vénitien	Nova mousse	Nova Argile	Rose tendre
Rougcerise	Schiste	Vert d'eau	Bougainvillée	Zebrano ambré		

Ironmongery palette (available for Cove, Glacier, Lagoon and Ridge ranges)

Radon	Polished aluminium	Hammered silver	Fine antique silver	Antique silver	Vanadium	Copper
-------	--------------------	-----------------	---------------------	----------------	----------	--------

Distributor Information



To contact the Premdor
Sales Office telephone: 0844 209 0008

To place an order please use the details below;

INTERNAL & EXTERNAL DOORS & WINDOWS

Premdor,
Birthwaite Business Park, Huddersfield Road,
Darton, Barnsley. S75 5JS.

Facsimile: 0844 371 5333 (orders)
0844 371 5334 (general enquiries)

Email: barnsleysales@premdor.co.uk

CUBICLE & WASHROOM SYSTEMS

Hills Cubicles & Washroom Systems,
Units 1–4, Stadium Court, Wallis Road,
Skippers Lane Industrial Estate,
Middlesbrough TS6 6JB

Facsimile: 01642 467711

Email: sales@hillscubicles.co.uk

Please ensure all orders are coded. This helps us to supply the correct product.

How to code your order

Door orders

1. Select the numeric code for the chosen door;
Interior 6 panel moulded
762 x 1981 x 35mm = 12411
2. Select any options required e.g.
white factory paint face finishing.

Window orders

1. Select the code for the chosen window; e.g.
Casement window = 207C.
2. Select any extra options required e.g paint colour.

How to place your order

Orders can be placed in various ways:

1. Order by fax.
2. Order by post.
3. Order by email
3. Order by E.D.I. (contact us for details).

Full information about our Sales Office is shown above.

The information needed to process your order:

1. Your company name and address.
2. An order number.
3. A postcoded delivery address (including a contact name and telephone number).

For each item ordered:

1. The product and any option.
2. The quantity required.
3. The price per unit.
4. Quotation number if relevant.

Prices

All prices shown in this catalogue are exclusive of VAT. Prices are subject to alteration without notice and goods will be invoiced at the prices prevailing at the time of despatch. This priced catalogue supersedes all previous price lists.

Product availability

Items shown **tint flashed** green are normally available ex-stock. Items shown **highlighted** are supplied on a reduced leadtime. Details of leadtimes for other items can be obtained from the Sales Office.

Our order acknowledgement, issued after your order has been processed, will confirm our anticipated delivery date.

Delivery leadtimes

Delivery leadtime indications are given subject to the availability of materials and production loadings. Whilst every effort will be made to achieve these dates, they may vary without notice.

Amendments and cancellations

Any order amendment or cancellation will not be accepted without prior written agreement, and a charge will be levied for any specific costs incurred.

Delivery

Premdor delivers across mainland UK on a published multi-drop schedule based on key order days for the delivery address postcode area. Please note that delivery dates may change and will vary around bank holidays. Details of the current delivery arrangements can be obtained from Premdor.

Please supply post code details when ordering to avoid unnecessary delay.

Deliveries made on our scheduled delivery service to distributors' yard are free of charge.

For site deliveries please contact the sales office for prices and terms and conditions..

After sales

Premdor prides itself in providing a complete after sales package. Our after sales service can be contacted through the Sales Office.

Environmental chain of custody

Please note that where products are supplied with third party environmental accreditation, it is the purchaser's responsibility to ensure continuity of certification as required through the supply chain.

General Information

Door thickness

Please note that Premdor door products are manufactured to the dimensional tolerance requirements of EN951 & EN952. These European standards allow a thickness, width and length tolerance of +/- 1.5mm for all interior and exterior doors.

Reproduction

Drawings and photographs are intended as being illustrative only and do not represent a product offering. Colours and photographs depicted are as accurate as photographic and printing processes can allow.

Illustrations

Products are shown glazed and fully finished for illustration purposes only. To confirm details for particular products please check within the relevant specification section.

Catalogue supplies

For merchant customers who wish to receive copies of our catalogues, please request with your order, or email ukcatalogues@premdor.co.uk

Symbols

Symbols shown on each page are intended as a guide only. They refer to some but not necessarily all the products shown in the section.

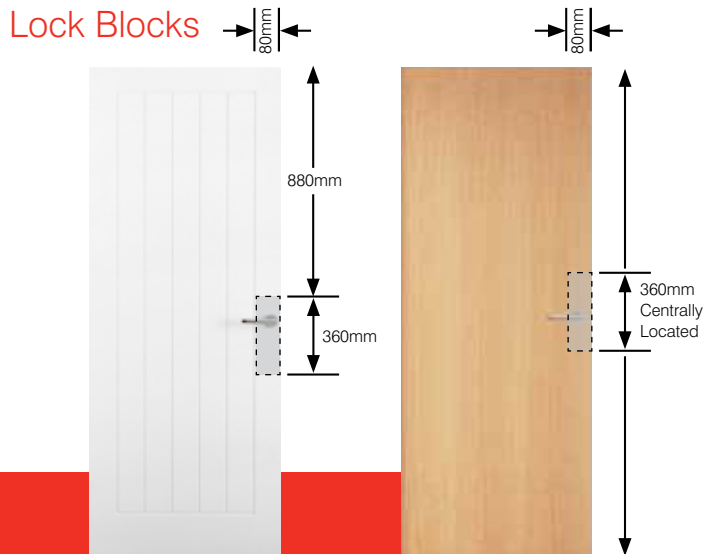
Trade Descriptions Act 1968

In the interest of continuous product design and improvement, Premdor reserves the right to alter specifications and descriptions or withdraw products without prior notice.

The current specifications of any product are available on request and whilst every effort is made to produce up to date literature, this catalogue should only be regarded as a guide to current specifications.

It does not constitute an offer for the sale of any particular product.

Important Information



Doors have a single lock block. The side of the door that the lock block is situated is indicated on the top of the door. On the veneered doors the lock block is positioned centrally. On moulded doors, the top lock block is 880mm from the top of the door. The lock block is 360mm long by 80mm deep (+/-15mm)

Flush and moulded panel: standard and special core types

Choice of door should include consideration of core type. If specific performance is required such as fire resistance this is particularly important. The details shown are for guidance only, actual core constructions may vary at our option.

For further details, please contact your Premdor distributor.



Standard Core

A multi-cell or spacer pad core for light duty, non fire rated applications.

Suitable for domestic use.

Specification for catalogue standard core interior and exterior door types.

Actual core construction may vary.



Semi Solid Core

Offering additional weight to the standard 35mm door, this specification is optional on moulded panel doors in styles and sizes shown in this Range Guide.

Actual core construction may vary.



Safe 'N' Sound

Solid core material in a standard thickness door, offering the best specification.

Actual core construction may vary.



Moulded Fireshield FD30

A high density particle board surrounded by substantial framing.

When correctly installed with suitable intumescent strips as a doorset assembly the door will provide certified fire resistance.

This specification may be used on Fireshield and Firemaster doors at our option.

Actual core construction may vary.



PremCor FD30 / FD60

PremCor is a high density core material which requires no timber framing.

This proven construction, when correctly installed with suitable intumescent strips, will provide certified fire resistance.

This specification may be used on Fireshield and Firemaster doors at our option.

Actual core construction may vary.

Note: The minimum screw for fixing the hinge into the door is a 50mm x size 8 (4mm) fully threaded type screw.



Framed FD30 / FD60

A high density fire door core surrounded by substantial framing.

When correctly installed with suitable intumescent strips as a doorset assembly the door will provide certified fire resistance.

This specification may be used on Fireshield and Firemaster doors at our option.

Actual core construction may vary.

Terms and Conditions

1. GENERAL

- (1) 'The Company' means Premdor Crosby Ltd and shall include any principal agent successor or assignee of the same and 'the Customer' means the person, firm or company to whom a quotation is addressed or whose order is accepted by the Company and 'the goods' means the product of the Supplier which is the subject of such quotation or order.
- (2) All prices quoted by the Company are based upon these Conditions of Sale and reflect the limitations upon the Company's liability which they contain. Should any customer wish to contract with the Company otherwise than on the terms of such Conditions of Sale special arrangements can be made and a revised price quoted by the Company.
- (3) In the absence of any such special arrangement (which shall not bind the Company unless made in writing and signed on the Company's behalf by a person duly authorised for that purpose) all quotations given and all contracts made by the Company and any additions or amendments thereto shall be subject to these Conditions of Sale which supersede and shall be taken to override any terms or conditions proposed or stipulated by the Customer.
- (4) No agent or salesman of the Company has authority to give any guarantee or warranty on behalf of the Company or to transact business other than on the (unamended) terms of these Conditions of Sale.

2. LIMITS OF CONTRACT

No binding contract is created until an order is accepted by the Company and all prior correspondence or oral communications are to be regarded as superseded and not forming part of the contract. Prices quoted are subject to revision for errors and omissions at any time.

3. AGENTS

The term 'agent' as applied to those persons firms or companies either in the United Kingdom or elsewhere with whom the Company has made arrangements for the sale of its goods is a nominal one, and indicates only that they are local representatives appointed for the convenience of customers and through whom enquiries or orders may be received and dealt with by the Company.

They are not authorised by the Company to incur any liability, give any guarantee or warranty, make any representations or transact any business whatsoever on behalf of the Company other than the offering for sale of the Company's goods upon the terms of these Conditions.

4. TECHNICAL DATA

All drawings, descriptive matter, price lists or advertisements, whether or not supplied with this quotation or tender are approximate only and intended merely to give a general idea of the goods described therein and shall not form part of the contract. The Company offers its designs for the Customer's approval. Unless supplied or approved by the Company it undertakes no responsibility for sites or foundations, or for any framework or support, or for compliance with any local bye-laws or statutory regulations, or for the fulfilment of any special requirements which the Customer may be bound to observe or fulfil. Copyright in any such items as are referred to shall remain with the Company.

5. TITLE

The implied undertakings as to title etc. set out in Section 12 of the Sale of Goods Act 1978 shall be express terms of the contract between the Company and the Customer.

6. PRICE

- (1) Unless a quotation or tender has been submitted the price of the goods shall be the price ruling at the date of despatch notwithstanding any price specified in any order or order acceptance.
- (2) If a quotation or tender has been submitted by the Company it will accept orders which are received within the time limit specified therein at the price stated in that quotation or tender.
- (3) The price of the goods shall be subject to the addition of value added and other taxes and the cost of any special packing required by the Customer.
- (4) Any increase in costs or expenses arising from any act or omission or any special requirements of the Customer or any modifications made at the Customer's request may, at the Company's option, be charged to the Customer.

- (5) A delivery charge will be payable where the order value is less than the minimum order value required at time of ordering as stated in the Company's 'Delivery Charges' document, available on request. The Company shall determine the route and method of carriage and any special requirements of the Customer shall be subject to an additional charge.

7. VARIATIONS TO SPECIFICATIONS

The Company reserves the right to constantly review its products and to alter and improve the specifications or dimensions of the components or materials used to substitute other components or materials of similar strength, specification, dimensions or quality, either when the components or materials specified are not readily available or the Company considers that the substituted components or materials are a reasonable alternative or improvement to the components or materials specified.

8. DELIVERY

(1) Any time or date for the despatch or delivery for goods or for the completion of work whether specified in the Company's quotation or otherwise given by the Company shall be taken as an estimate made by the Company in good faith but shall not be binding upon the Company either as a term of the contract or otherwise. In no circumstances shall the Company be liable for any loss or damage sustained by the Customer in consequence of failure to deliver within such time or by such date or in consequence of any other delay in delivery however caused.

- (2) Unless otherwise agreed in writing delivery shall be made at the premises specified by the Customer or the Customer's carrier. Subject to Condition 8 (4) the risk in the goods shall pass to the Customer upon delivery. It is the Customer's responsibility to dispose of all packaging after delivery.

- (3) The Company may deliver the goods in instalments and separate contract upon the terms of these Conditions of Sale.

- (4) If delivery of the goods is delayed through any act or omission of the Customer, the Company may put the goods into storage at the Customer's risk and expense.

- (5) The customer undertakes to inspect the goods upon delivery and shall be deemed to have accepted the goods upon the earlier of payment in full for the goods or 5 days after the delivery has been made, if the Company has (i) not been notified of the Customer's refusal to accept the goods or (ii) pursuant to such a claim has not complied with condition 9 below.

9. LOSS OR DAMAGE IN TRANSIT

- (1) Where the Customer wishes to adjust the invoiced value for goods delivered by the Company, in respect of a claim against the Company for (i) goods lost in transit or (ii) edge damage to goods in transit or (iii) any other damage to goods that is reasonably identifiable at the time of the delivery, then the Customer must provide details of the claim in writing on the face of the delivery note that accompanied the goods.

- (2) Where the Customer's claim relates to (i) damage that cannot be reasonably identified at the point of delivery or (ii) the goods delivered are incorrect in that they vary in style or description from the Customer's order or the details contained in the delivery note, then the Customer must inform the Company in writing within 48 hours of the delivery being made.

- (3) Any liability which the Company may incur for loss of or damage to the goods whilst in transit shall in no case exceed the invoice value of the goods and in no circumstances shall the Company be liable for any indirect or consequential loss however caused.

10. PAYMENT

- (1) Unless otherwise agreed in writing, all accounts shall be paid net at the Company's registered office on or before the last day of the month following the date of the Company's invoice. Cheques and money orders shall be made payable to or to the order of the Company. Only the Company's official receipt will be treated as valid. Time shall be of the essence.
- (2) The Company shall be entitled to charge interest on all overdue accounts at a rate of 2% per month above the base rate from time to time of National Westminster Bank plc on the outstanding balance.

11. PASSING OF PROPERTY

- (1) The goods shall remain the sole and absolute property of the Company until such time as the Customer shall have paid to the Company the agreed price together with the full price of any other goods the subject of any other contract with the Company provided that the Company at its sole discretion may upon expiry of the six month period from the date of the Company's invoice release its title to the goods the subject of the invoice without notice to the Customer.

- (2) The Customer acknowledges that the Customer is in possession of goods solely as bailee for the Company until such time as the full price thereof is paid to the Company together with the full price of any other goods the subject of any other contract with the Company.

- (3) Until such a time as the Customer becomes the owner of the goods, the Customer will store them on his premises separately from the Customer's own goods or those of any other person and in a manner which makes them readily identifiable as the goods of the Company.

- (4) The Customer's right to possession of the goods shall cease if he, not being a company, commits an available act of bankruptcy or if he, being a company does anything or fails to do anything which would entitle a Receiver to take possession of any assets or which would enable any person to present a petition for winding-up. The Company may for the purpose of recovery of its goods enter upon any premises where they are stored or where they are reasonably thought to be stored and may repossess the same.

- (5) Subject to the terms hereof the Customer is licensed by the Company to agree to sell the Company's goods, subject to the express condition that such an agreement to sell shall take place as agents and bailees for the Company whether the Customer sells on his own account or not and that the entire proceeds thereof are held in trust for the Company and are not mingled with other monies and shall be at all times identifiable as the Company's monies.

- (6) If the Customer has not received the proceeds of any such sale, he will upon being called upon so to do by the Company, within seven days thereof assign to the Company all rights against the person or persons to whom the Customer has supplied the goods.

12. SUSPENSION OR CANCELLATION OF DELIVERIES

- (1) If the Customer shall fail to pay to the Company on the due date any sum payable hereunder, or shall have a receiving order in bankruptcy made against him, or make any arrangement with his creditors, or being a body corporate shall have a receiver appointed or if any order shall be made or any resolution passed for winding up the same, the Company may, without prejudice to its other rights, demand immediate payment by the Customer of all unpaid accounts and suspend further deliveries and cancel this and any other contract between the Company and the Customer without any liability attaching to the Company in respect of such suspension or cancellation and debit the Customer with any loss sustained thereby.

- (2) If the Customer cancels his order the Company shall be entitled to recover any loss sustained thereby from him.

13. RETURNS

The Company's policy on returns is covered in the "Product Returns Procedure" document, available on request, which should be considered part of these Terms and Conditions.

14. GUARANTEE

- (1) The Company undertakes to repair or replace, at the option of the Company, any goods manufactured by the Company which are shown to be defective in materials or workmanship within the warranty period for the applicable goods as defined in this range guide or on your sales order form the date of delivery. Provided that the Company shall be under no liability under the said guarantee if (a) the Customer has not paid in full for the goods or (b) the Customer has executed or attempted to execute repairs or alterations to the goods which are not authorised by the Company or has failed in any other respect to store the goods correctly or has mishandled the goods or failed to adhere strictly to the terms of hereof or (c) the Company has not been notified of any defect within one month of the defect becoming apparent.

- (2) Any claim against the Company under Condition 14 must be made in writing to the Company on a 'Customer Care Application Form' which forms part of the Company's Quality procedures and will be made available by the Company in a timely manner.

- (3) Should a Customer claim, made against the company under the terms of the Guarantee, be rejected by the Company, then the Company reserves the right to levy an administration fee, equal to the costs incurred by the Company during the processing of the Claim or £100, whichever is the higher value. The Customer must pay the administration fee within 30 days of the Customer being notified by the Company that the claim has been rejected.

15. EXCLUSION OF LIABILITY

- (1) The Company's guarantee is provided by the Company and accepted by the Customer in substitution for all express or implied representations conditions and warranties statutory or otherwise as to (a) the stated quality satisfactory nature fitness for purpose durability or performance of the goods and (b) the standard of the Company's workmanship and the stated quality satisfactory nature fitness durability or performance of any materials used in connection therewith and all such representations conditions and warranties are hereby expressly excluded.

- (2) Except for any liability which it may incur for death or personal injury resulting from negligence the Company shall not be liable in any manner whatsoever whether in contract, in tort, in misrepresentation or otherwise for any consequential or other loss damage or injury however caused which may arise out of or in connection with the supply of goods to or the execution of any work for the Customer (including goods supplied and work executed under the said guarantee).**

16. LIEN

The Company shall have a general lien in respect of all sums due from the Customer upon all goods to be supplied to such Customer or upon which work has been done on the Customer's behalf and, upon 14 days written notice to the Customer, may sell such goods and apply the proceeds towards the satisfaction of the sums due to the Company.

17. FORCE MAJEURE

If the performance of the contract by the Company shall be delayed by any circumstances or conditions beyond the control of the Company the Company shall have the right at its option (a) to suspend further performance of the contract until such time as the cause of the delay shall no longer be present or (b) to be discharged from further performance of and liability under the contract and if the Company exercises such right the Customer shall thereupon pay the contract price less a reasonable allowance for what has not been performed by the Company and the Company shall not be liable for any loss other than the price already paid for any goods not supplied less the Company's expenses.

18. SEVERANCE

If any condition herein shall be deemed void for any reason whatsoever, but would be valid if part of the wording thereof were deleted any such condition shall apply with such modifications as may be necessary to make it valid and effective.

19. 'DEALS AS CONSUMER'

Nothing in these Conditions shall affect the statutory rights of a customer who in relation to the Company 'deals as consumer' as defined in Section 12 of the Unfair Contract Terms Act 1977 or any amendment or modification thereof.

20. LEGAL CONSTRUCTION

This contract shall be constructed in accordance with English Law and shall be subject to the jurisdiction of the English Courts.

21. EXPORT TERMS

- (1) Where the goods are supplied for export from the United Kingdom, the provisions of this clause shall apply subject to any special terms agreed in writing between the Customer and the Company.
- (2) The Customer shall be responsible for complying with any legislation or regulations governing the importation and/or sale of the goods into or in the country of destination and for the payment of any associated duties or taxes.
- (3) The Customer shall arrange for testing and inspection of the goods prior to collection/ delivery and the Company shall have no liability in respect of any defect in the goods which would have been apparent on inspection and which is claimed after delivery, or in respect of any damage during transit.
- (4) Unless otherwise agreed in writing the goods shall be delivered ex-works and the Company shall not be obliged to give notice to the Customer that the goods have been so delivered.

1 Panel Moulded Clear Glazed Interior Door	14	Exterior French & Folding Doorsets	100-101	Masonite 1 Panel Moulded Interior Door	14
1 Panel Moulded Glazed White/Chrome Leaded Interior Door	14	Exterior Matchboarded and Garage Doors	96	Masonite Horizontal 4 Line Clear Glazed Interior Door	16
1 Panel Moulded Interior Door	14	Exterior Oak 'Part L' Feature Doors	92	Masonite Horizontal 4 Line Moulded Interior Door	16
2 Light Glazed Somerset Oak Interior Door	37	Exterior Softwood Panel Doors	94	Masonite Horizontal 4 Line Narrow Clear Glazed Interior Door	16
2 Light Glazed Wessex Oak Interior Door	38	Exterior Door Frames	100-101	Masonite Ladder Moulded Interior Door	12
2 Light Frosted Glazed Clear Pine Victorian	40	Exterior Traditional Hardwood Feature Doors	88	Masonite Vertical 5 Panel Glazed Chrome Interior Door	18
2 Panel Arch Top Textured Moulded Panel Interior Door	20	F		Masonite Vertical 5 Panel Glazed White Interior Door	18
2 Panel Smooth Moulded Panel Interior Door	20	F1X Flush Exterior Door	98	Masonite Vertical 5 Panel Moulded Interior Door	18
2 Panel Wessex Oak Interior Door	38	F2X Flush Exterior Door	98	Matchboard Exterior Doors	96
2 Stile Veneer Plus Interior Doors	48	F4X Flush Exterior Door	98	Meadow Cubicles	145
4 Panel Arch Top Textured Bi-Fold Interior Door	22	Fire Door Frames	100-101	Mix 'n' Fix Cubicles	146-147
4 Panel Arch Top Textured Moulded Panel Interior Door	22	FLB Matchboarded Exterior Door	96	Mobility Exterior Door Frames	100-101
4 Panel Clear Pine Interior Door	40	Flush & Glazed Exterior Fire Doors	98	Moulded Panel Interior Door Specification	33
4 Panel Oak (Part L) Feature Exterior Door	92	Flush Glazed Interior Fire Doors	68	Moulded Panel Interior Doors	10-32
4 Panel Shaker Oak Glazed	36	Flush Door Specification	75	Moulded Glazed Interior Doors	14,16,18,28 & 30
4 Panel Shaker Oak	36	Flush Paint Grade Plus Interior Doors	62	N	
4 Panel Smooth Moulded Panel Interior Door	22	Flush Popular Paint Grade Interior Doors	64	North American Maple Flush Veneer Interior Door	52
4 Panel Somerset Oak Interior Door	37	Flush Popular Paint Grade Glazed Interior Doors	64	O	
4 Panel Textured Bi-Fold Interior Door	22	Flush Veneer Interior Doors	52-56	Oak 'Part L' Exterior Feature Doors	92
4 Panel Textured Moulded Panel Interior Door	22	Flush Veneer Plus Interior Doors	48-50	Oak Flush Foil Full Light Interior Door	61
4 Panel Wessex Oak Interior Door	38	Foil Flush Ash Full Light Glazed Interior Door	61	Oak Flush Foil Half Light Interior Door	61
4 Panel, 1 Light Exterior Composite Door	90	Foil Flush Ash Half Light Glazed Interior Door	61	Oak Flush Foil Interior Door	60
4 Panel, 2 Light Exterior Composite Door	90	Foil Flush Ash Interior Door	60	Oak Foil Plus	59
4 Panel, 2 Light Oak (Part L) Feature Exterior Door	92	Foil Flush Beech Full Light Glazed Interior Door	61	Oak French & Folding Doors	104 & 105
5 Panel Smooth Moulded Panel Interior Door	24	Foil Flush Beech Half Light Glazed Interior Door	61	Oak Veneer Match	44
5 Panel Vertical Moulded Panel Glazed Interior Door	18	Foil Flush Beech Interior Door	60	Oak Veneer Match 16G Clear Glazed Interior Door	44
5 Panel Vertical Moulded Panel Interior Door	18	Foil Flush Oak Full Light Glazed Interior Door	61	Oak Veneer Match 16G Wired Glazed Interior Door	44
6 Light Glazed Wessex Oak Interior Door	38	Foil Flush Oak Half Light Glazed Interior Door	61	Oak Veneer Plus Duo Double Line Glazed Interior Door	50
6 Panel Clear Pine Colonial Interior Door	40	Foil Flush Oak Interior Door	60	Oak Veneer Plus Duo Double Line Interior Door	50
6 Panel Exterior Composite Door	90	Foil Plus Oak Interior Door	59	Oak Veneer Plus Duo Single Line Glazed Interior Door	50
6 Panel Oak (Part L) Feature Exterior Door	92	Foil Plus Walnut Interior Door	59	Oak Veneer Plus Duo Single Line Interior Door	50
6 Panel Oak Top Light (Part L) Feature Exterior Door	92	Folding Exterior Doorsets	105 & 107	Ontario 10 Light Glazed Moulded Interior Door	28
6 Panel Smooth Moulded Bi-Fold Interior Door	26	Forest Cubicles	145	Option Plus (Doors)	74
6 Panel Smooth Moulded Panel Interior Door	26	Frames	100-101	P	
6 Panel Somerset Oak Interior Door	37	French Exterior Doorsets	104 & 106	Paint Grade Plus Interior Door	62
6 Panel Textured Moulded Bi-Fold Interior Door	26	G		Paint Grade Plus Lipped Interior Door	62
6 Panel Textured Moulded Panel Interior Door	26	Garage Doors	96	Pair Makers	69
6 Panel Top Light Exterior Composite Door	90	Garage Door Frames	100	Part L Exterior Doors	92
8 Light Glazed Clear Bevelled Clear Pine Interior Door	40	Georgian Bar Timber Window	125	Pelmets	148
8 Light Glazed Somerset Oak Interior Door	37	Glacier Cubicles	145	Pine Interior Doors	40
8 Light Glazed Wessex Oak Interior Door	38	Glazed Flush Interior Firedoors	68	Popular Paint Grade Interior Door	64
10 Softwood Panel Exterior Door	94	Glazed Flush Popular Paint Grade Interior Door	64	R	
20 Softwood Pair Exterior Door	94	GTG Garage Exterior Door (Pair)	96	Richmond Traditional Hardwood Exterior Feature Door	88
22 Softwood Pair Exterior Door	94	GTG Garage Exterior Door (Pair)	96	Ridge Cubicle	145
2SA Softwood Pair Exterior Door	94	H		Riviera (Wessex Oak) Interior Door	38
2XG Softwood Panel Exterior Door	94	HPL Interior Doors	66	S	
2XGG Softwood Panel Exterior Door	94	Handles	70-72	SA Softwood Panel Exterior Door	94
A		Hardware (Internal Doors)	70-73	Sapele Flush Veneer Interior Door	56
Accessories (Doors)	70-73	Hardwood Exterior Doors	88	Saskatchewan 6 Light Glazed Moulded Interior Door	28
Accessories (Windows)	138	Hardwood (White) French and Folding Doorsets	106-107	SC Softwood Panel Exterior Door	94
Anegre Flush Veneer Interior Door	54	HD Oak	58	Shaker Oak 4 Panel Glazed Interior Door	36
Apartment Entrance Doorsets	82-83	High Gloss Paint Grade Plus Interior Door	65	Shaker Oak 4 Panel Interior Door	36
Artesian Cubicles	145	High Pressure Laminate Interior Doors	66	Slide & Tilt Timber Window	135
Ash Flush Foil Full Light Interior Door	61	Hills Cubicle Colour Range	149	Sliding Folding Doors	105 & 107
Ash Flush Foil Half Light Interior Door	61	Hills Cubicles & Washroom Systems	144-149	Softwood Panel Exterior Doors	94
Ash Flush Foil Interior Door	60	Horizontal 4 Line Clear Glazed Interior Door	16	Somerset Oak 2 Light Glazed	37
Ash Flush Veneer Interior Door	56	Horizontal 4 Line Moulded Interior Door	16	Somerset Oak 8 Light Glazed	37
Ash Innova Veneer Interior Door	46	Horizontal 4 Line Narrow Clear Glazed	16	Somerset Oak 4 Panel	37
Ash Veneer Match	44	Horizontal Bar Timber Window	121	Somerset Oak 6 Panel	37
Ash Veneer Match 16G Clear Glazed	44	HPL Interior Doors	66	Somerset Oak Country	37
Ash Veneer Match 16G Wired Glazed	44	I		Somerset Oak Interior Doors	37
B		Inlay Options	49	SoundSecure Doorsets	82
Bay Timber Window	136	Innova Interior Doors	46	SpeedSet Plus Doorsets	78-81
Bayou Cubicles	145	Interior Doors Pair Makers	69	SpeedRobe Wardrobe Systems	84
Beech Flush Foil Full Light Interior Door	61	Interior Doors	8-69	Steamed Beech Flush Veneer Interior Door	56
Beech Flush Foil Half Light Interior Door	61	Interior Doorset Systems	76-85	T	
Beech Flush Foil Interior Door	60	Interior Flush Foil & Foil Plus	59-61	Terms and Conditions	152
Beech Flush Veneer Interior Door	56	Interior Flush Foil Plus	59	Timber Door Frames	100-101
Benches	148	Interior Flush Glazed Fire Doors	68	Timber Doors Specification	41
Bi-Fold Interior Doors	22 & 26	Interior Flush Paint Grade Plus	62	Timber Interior Doors	34-41
C		Interior Flush Popular Paint Grade	64	Timber Windows	110-141
Canadian Interior Door Range	28	Interior Flush Popular Paint Grade Glazed	64	Timber Window General Technical Information	139-141
Canyon Cubicles	145	Interior Flush Veneer Doors	52-57	Timber Window Guide	112-113
Carolina Traditional Hardwood Exterior Feature Door	88	Interior Flush Veneer Plus Interior Doors	48 & 50	Timber Window Options and Accessories	138
Casement Timber Window	117	Interior Glazed Moulded Door Options	14,16,18,28 & 30	Top Hung Timber Window	127
Casement & Vent Timber Window	119	Interior Glazed Moulded Fire Doors	32	Tor Cubicles	145
Cavity Closers	137	Interior HD Oak	58	Traditional Hardwood Feature Doors	88
Clear Pine 8 Light Clear Bevelled Glazed Interior Door	40	Interior High Gloss Paint Grade Plus	65	Tudor Traditional Hardwood Exterior Feature Door	88
Clear Pine Colonial 6 Panel Interior Door	40	Interior High Pressure Laminate (HPL) Interior Doors	66	V	
Clear Pine Country Half Light Etched Glazed Interior Door	40	Interior Lever Furniture	70-72	Valley Cubicles	145
Clear Pine Country Interior Door	40	Interior Locks, Latches and Door Closers	73	Vanitory Tops	148
Clear Pine Interior Doors	40	Interior Moulded Door General Specification	33	Veneer Match Interior Doors	44
Clear Pine Victorian 2 Light Frosted Glazed Interior Door	40	Interior Pair Makers	69	Veneer Plus Duo Interior Doors	50
Clear Pine Victorian 4 Panel Interior Door	40	Interior Timber Doors	34-41	Veneer Plus Interior Doors	48-50
Colonial Traditional Hardwood Exterior Feature Door	88	Interior Veneer Match Interior Doors	44	Veneered & Flush General Door Specification	75
Columbia 10 Light Glazed Moulded Interior Door	28	Interior Veneer Plus Doors	48-50	Veneered (Flush) Interior Doors	52-56
Composite Doors	90	Ironmongery - Doors	70-73	Vertical 5 Panel Glazed Chrome Interior Door	18
Composite Doors Hardware Packs	90 & 91	Ironmongery - Windows	138	Vertical 5 Panel Glazed White Interior Door	18
Conservation Flush Casement Timber Window	131	K		Vertical 5 Panel Moulded Interior Door	18
Contour Cubicles	145	Kensington Traditional Hardwood Exterior Feature Door	88	Vertical Sliding Sash Timber Window	115
Cottage Bar Timber Windows	123	Kentucky Traditional Hardwood Exterior Feature Door	88	W	
Cottage Exterior Composite Door	90	Koto Flush Veneer Interior Door	52	Walnut 2 Stile Veneer Plus Interior Door	48
Cottage Oak Part L Feature Exterior Door	92	KXT Softwood Panel Exterior Door	94	Walnut Flush Veneer Interior Door	54
Cottage Traditional Hardwood Exterior Feature Door	88	L		Walnut Foil Plus Interior Door	59
Country Clear Pine Interior Door	40	Ladder Moulded Interior Door	12	Walnut Horizontal Veneer Plus Interior Door	50
Country Somerset Oak Interior Door	37	Lagoon Cubicle (See Tor Design)	145	Walnut Veneer Match	44
Cove Cubicles	145	Laminate (HPL) Interior Doors	66	Wardrobe System	84
Cubicles & Washroom Systems	142-149	LB Matchboarded Exterior Door	96	Wessex Oak 2 Light Glazed	38
D		Lever Furniture	70-72	Wessex Oak 6 Light Glazed	38
Direct Glazed Timber Window	129	Lipped Paint Grade Plus	62	Wessex Oak 8 Light Glazed	38
Door Frames (Exterior)	100-101	Lockers	148	Wessex Oak 2 Panel	38
Door System Solutions	76-85	Locks, Latches and Door Closers	73	Wessex Oak 4 Panel	38
DorFab	76-85	Louis (Wessex Oak) Interior Door	38	Wessex Oak Interior Doors	38
Ducting & Wall Linings	148	M		Wessex Oak Louis	38
Dual Turn Timber Windows	133	Made to Measure Cubicles	144	Wessex Oak Riviera	38
Duo Double Line Veneer Plus Interior Doors	50	Manhattan 6 Light Arch Top Clear Glazed Interior Door	30	White Foil Interior Door	60
Duo Single Line Veneer Plus Interior Doors	50	Manhattan 6 Light Clear Glazed Interior Door	30	White Hardwood French and Folding Doors	106 & 107
Duo Veneer Plus Interior Doors	50	Manhattan 10 Light Arch Top Clear Glazed Interior Door	30	White High Gloss Paint Grade Plus Interior Doors	65
Durador Flush Veneer Interior Door	54	Manhattan 10 Light Clear Glazed Interior Door	30	White Oak 2 Stile Veneer Plus Interior Door	48
E		Manhattan 15 Light Clear Glazed Interior Door	30	White Oak Flush Veneer Interior Door	52
Environmental Policy	3	Manhattan Full Light Clear Glazed Interior Door	30	White Oak Horizontal Veneer Plus Interior Door	50
Exterior Composite Doors	90	Manhattan Glazed Moulded Interior Door	30	White Oak Innova Veneered Interior Door	46
Exterior Door General Specification	108	Manhattan Half Light Clear Glazed Interior Door	30	White Oak Lipped 4 Edge Veneer Plus Interior Door	48
Exterior Doors Storage, Handling, Installation, Maintenance and Use	108-109	Manitoba 6 Light Glazed Moulded Interior Door	28	White Oak Veneer Plus Interior Door	48
Exterior Doors	86-109	Masonite 1 Panel Clear Glazed Interior Door	14	Window Options & Accessories	138
Exterior Flush and Glazed Fire Doors	98	Masonite 1 Panel Glazed White / Chrome Leaded Interior Door	14	Window Technical Information	139-141
Exterior French & Folding Doorset Specification	109				



Masonite horizontal 4 line moulded P16

Ideal for a clean modern look or bold decorative finish.




Featured Products

Take a look at the most exciting products of 2013/14.

SpeedRobe P84

Quick fit sliding wardrobe systems



Timber windows P110

Our range of FSC® windows, available in a wide range of styles and specifications.



French and folding exterior doorsets P102

Affordable luxury at its very best.



Hills cubicle & washroom systems P142

Whether your project is a complete washroom system or a simple cubicle installation – Hills has the product range for you.



Veneer Match P44

Real wood veneers with true consistency of grain pattern and colour.



VeneerMatch
True veneer consistency - for every door

Howarth Timber, the UK's largest privately owned and operated timber group with branches located nationwide

HOWARTH TIMBER & BUILDING SUPPLIES

NORTH WEST

Accrington	01254 380 500	sales.accrington@howarth-timber.co.uk	BB5 ODN
Ashton	0161 330 1634	sales.ashton@howarth-timber.co.uk	OL7 OAG
Blackburn	01254 699 696	sales.blackburn@howarth-timber.co.uk	BB1 3EE
Burnley	01282 426 241	sales.burnley@howarth-timber.co.uk	BB10 1RZ
Bury	0161 761 6416	sales.bury@howarth-timber.co.uk	BL9 6AQ
Darwen	01254 873 552	sales.darwen@howarth-timber.co.uk	BB3 2ES
Manchester	0161 834 8505	sales.manchester@howarth-timber.co.uk	M4 5HD
Oldham	0161 620 2128	sales.oldham@howarth-timber.co.uk	OL1 3LJ
Rochdale	01706 710 962	sales.rochdale@howarth-timber.co.uk	OL16 2AA
Sale	0161 973 9578	sales.sale@howarth-timber.co.uk	M33 6LB

YORKS & Lincs

Barnsley	01226 289 494	sales.barnsley@howarth-timber.co.uk	S75 2BL
Bradford	01274 871 411	sales.bradford@howarth-timber.co.uk	WF15 8ER
Brighouse	01484 720 666	sales.brighouse@howarth-timber.co.uk	HD6 1PE
Dewsbury	01924 462 186	sales.dewsbury@howarth-timber.co.uk	WF13 2AF
Grimsby	01472 361 621	sales.grimsby@howarth-timber.co.uk	DN32 9BA
Leeds	0113 2000 100	sales.leeds@howarth-timber.co.uk	LS9 0RA
Malton	01653 697 776	sales.malton@howarth-timber.co.uk	YO17 6BT
Scunthorpe	01724 860 325	sales.scunthorpe@howarth-timber.co.uk	DN15 6XH
Thorne	01405 813 515	sales.thorne@howarth-timber.co.uk	DN8 5DY
Wakefield	01924 372 291	sales.wakefield@howarth-timber.co.uk	WF1 5DW
York	01904 629 931	sales.york@howarth-timber.co.uk	YO26 4ZH

MIDLANDS

Corby	01536 407 079	sales.corby@howarth-timber.co.uk	NN18 8ET
Derby	01332 360 233	sales.derby@howarth-timber.co.uk	DE1 3QT
Mansfield	01623 624 455	sales.mansfield@howarth-timber.co.uk	NG19 7JG
Newcastle	01782 715 900	sales.newcastle@howarth-timber.co.uk	ST5 1AW

LONDON & SOUTH EAST

Dartford	01322 286 844	sales.dartford@howarth-timber.co.uk	DA1 1BN
London	020 8691 6237	sales.london@howarth-timber.co.uk	SE4 2LY
Tottenham	020 8808 4337	sales.tottenham@howarth-timber.co.uk	N17 6RA

HOWARTH TIMBER ENGINEERED SOLUTIONS

Ashton	0161 339 4581	HTSEnquiriesAshton@howarth-timber.co.uk	OL7 OAG
Brighton	0161 339 4581	HTSEnquiriesAshton@howarth-timber.co.uk	YO8 6LY
Bury St. Edmunds	01284 772 700	HTSEnquiries@howarth-timber.co.uk	IP32 7QW

HOWARTH WINDOWS & DOORS

New Holland	01469 530 577	windows&doors@howarth-timber.co.uk	DN19 7RT
-------------	---------------	------------------------------------	----------



For further information email:
info@howarth-timber.co.uk

Visit our comprehensive website:
www.howarth-timber.co.uk



**HOWARTH
TIMBER &
BUILDING
SUPPLIES**