



galway arbour

Our Galway Arbour features a curved rafter roof with trellis back and sides, perfect for training climbing plants over.

RASAS 207 x 187 x 120cm **£279.99**
home delivered price **£304.99**

blenheim arbour

A classically designed arbour with decorative lattice side panels to provide support for climbing plants. Supplied unpainted.

PSAS 229 x 172 x 87cm **£349.99**
home delivered price **£389.99**



limoge arbour

A completely enclosed arbour, providing privacy and protection from the elements. Supplied unpainted.

TSAS 229 x 172 x 87cm **£399.99**
home delivered price **£424.99**



honeysuckle garden arch

This traditional garden arch features rustic round timber. Manufactured from high quality, FSC certified, pressure treated softwood.

HHSGA 280 x 140 x 53cm **£119.99**
home delivered price **£129.99**



ryeford garden arch

The Ryeford Arch is ideal for creating an entrance in your garden and the trellis sides are perfect for climbing plants. Manufactured from high quality, FSC certified, pressure treated softwood.

HRGA 220 x 134 x 80cm **£139.99**
home delivered price **£154.99**



classic arch

This simple square arch features trellis sides.

CLA 246 x 180 x 92cm **£129.99**
home delivered price **£154.99**

Distance between the posts is adjustable, optimum width 121cm



sorrento arbour

This arbour can seat up to four people with ease.

SCA 202 x 199 x 217cm **£499.99**
home delivered price **£539.99**



half burford arbour

A beautiful arbour which comes complete with three benches.

HBG 300 x 238 x 105cm **£949.99**
home delivered price **£1,054**



genoa arch

This quality garden arch features a curved and notched rafter top section with rebated trellis side panels.

CTRA 257 x 187 x 120cm **£179.99**
home delivered price **£209.99**

Distance between the posts 128cm



forest rose arch

A traditional arch made from rustic timber.

FRA 286 x 168 x 76cm **£159.99**
home delivered price **£179.99**

Distance between the posts 103cm

KEY

■ Pressure treated with preservative and guaranteed against rot for 15 years

▲ Dip treated with preservative and guaranteed against rot for 10 years

● Free home delivery included. Restrictions apply.



All Forest products are FSC certified



florence arch

This quality garden arch features a curved and notched rafter top section with rebated trellis side panels.

FFA2 301 x 142 x 74cm **£199.99**
home delivered price **£214.99**

Distance between the posts is 128cm



ultima pergola arch

A sturdy and stylish arch with an integrated trellis.

UPART 220 x 182 x 136cm **£229.99**
home delivered price **£284.99**

Distance between the posts is 128cm

large ultima pergola arch

Our popular Ultima Pergola Arch but on a larger scale.

UPARTL 245 x 270 x 136cm **£279.99**
home delivered price **£324.99**

Distance between the posts is 218cm



bath arch

A typically English garden arch, with extra long legs for sinking into the ground.

NPSA 319 x 172 x 87cm **£249.99**
home delivered price **£274.99**

Distance between the posts is 128cm

summerhouses & gazebos...



...be inspired to make the most of your garden



loxley summerhouse

A stylish summerhouse, with full length fixed glazed windows and double doors. Manufactured from shiplap timber with a factory applied dip treatment, tongue and groove floor with pressure treated bearers. Fully glazed double doors and two full length fixed windows. Styrene glazing throughout.

245 x 233 x 189cm
home delivered price **£799**
£899



northcote summerhouse

A traditional chalet style summerhouse with integral veranda. Manufactured from shiplap timber with a factory applied dip treatment, tongue and groove floor with pressure treated bearers. Fully glazed double doors and three fixed windows. Styrene glazing throughout.

252 x 270 x 305cm **£1,099**



KEY

■ Pressure treated with preservative and guaranteed against rot for 15 years

▲ Dip treated with preservative and guaranteed against rot for 10 years

● Free home delivery included. Restrictions apply.



All Forest products are FSC certified

www.forestgarden.co.uk

All sizes are H x W x D

aurora summerhouse

Contemporary styled garden building, suitable as an office or summerhouse. Manufactured from shiplap timber with a factory applied dip treatment, tongue and groove floor with pressure treated bearers. Contemporary styled curved roof design. Fully glazed double doors styrene glazing throughout. Available in two sizes with either all fixed windows or two bottom opening windows.



large

245 x 233 x 189cm
fixed windows
2 opening windows

£1,299
£1,499



small

220 x 270 x 301cm
fixed windows
2 opening windows

£1,099
£1,299



larkwood summerhouse

A classic pavilion summerhouse with a striking shingle roof and integral veranda. Manufactured from shiplap timber with a factory applied dip treatment, tongue and groove floor with pressure treated bearers. Fully glazed double doors and styrene glazing throughout. Available in two sizes.



small – excluding veranda

263 x 262 x 335cm
2 opening windows

£1,599



ashcombe summerhouse

A classic summerhouse with double doors and a felt roof. Manufactured from shiplap timber with a factory applied dip treatment, tongue and groove floor with pressure treated bearers. Fully glazed double doors and three fixed windows. Styrene glazing throughout.

RRP £1,299



large

263 x 325 x 335cm
fixed windows
2 opening windows

£1,699
£1,899



henley summerhouse



A contemporary summerhouse featuring a black shingle roof, available with two opening windows.

HENSUM01
303 x 339 x 296cm
(Overall dimensions)

274(w) x 242(d)cm
(Footprint size)
£2,499

home delivered price £2,599.00



lifespace™



Insulated walls, floors and double glazing and tinted polycarbonate roof.

WRP04
230 x 415 x 355cm
(Overall dimensions)
£7,499

380(w) x 280(d)cm
(Footprint size)

home delivered price £7,599.00

arden gazebo

This gazebo features an open front and sheltered rear. Supplied with three benches.

AGM
300 x 282 x 246cm
(Overall dimensions)
£1,899

234(w) x 203(d)cm
(Footprint size)

home delivered price £1,999.00



burford gazebo

A light and airy gazebo. Supplied with three benches.

BGM
300 x 282 x 246cm
(Overall dimensions)
£1,899

234(w) x 203(d)cm
(Footprint size)

home delivered price £1,999.00



KEY

Pressure treated with preservative and guaranteed against rot for 15 years



Dip treated with preservative and guaranteed against rot for 10 years



Free home delivery included. Restrictions apply.



All Forest products are FSC certified



burford pavilion

A traditional styled garden pavilion complete with five benches.


BEP
300 x 320 x 238cm 318(w) x 238(d)cm
(Overall dimensions) (Footprint size)
£2,499
home delivered price **£2,599.00**



forest glass house

A glasshouse with three opening windows, five sets of staging and timber floor. Manufactured using toughened safety glass.

FGHF (with floor)
300 x 282 x 246cm 234(w) x 203(d)cm
(Overall dimensions) (Footprint size)
£2,599
home delivered price **£2,699.00**



polly playhouse



Our Polly Playhouse has a decorative flower motif on the door. Supplied unpainted. Built, certified and tested to comply with BS EN 71-1: 2007 and BS EN71-8: 2008.

PH04 132 x 128 x 130cm **£249.99** ▲
home delivered price **£279.99**



parsely cottage playhouse

This playhouse has an integral covered verandah, picket fence, stable door and two styrene glazed windows. Built certified and tested to comply with BS EN 71-1:2007 and BS EN 71-8:2008. Supplied unpainted.

RP02 158 x 152 x 205cm **£399.99** ■
home delivered price **£439.99**



sherriff's playhouse

Children's playhouse with integral covered veranda, 3 unglazed windows. Built, certified and tested to comply with BS EN 71-1: 2007 and BS EN 71-8: 2008. Supplied unpainted.

PDSHR 140 x 138 x 180cm **£389.99** ■
home delivered price **£429.99**



maisie playhouse

Children's playhouse with integral covered veranda, 3 unglazed windows. Built, certified and tested to comply with BS EN 71-1: 2007 and BS EN 71-8: 2008. Supplied unpainted.

PDSUM 140 x 138 x 177cm **£389.99** ■
home delivered price **£429.99**

KEY

■ Pressure treated with preservative and guaranteed against rot for 15 years

▲ Dip treated with preservative and guaranteed against rot for 10 years

● Free home delivery included. Restrictions apply.



All Forest products are FSC certified

log cabins

A log cabin is the ultimate garden building and can be used as a summerhouse, home office, hobby room or workshop. Whatever your need, log cabins can offer you the opportunity to gain extra living space without the expense of extending or moving home. Our range of high quality, premium log cabins have all been designed for either work, rest or play. Our comprehensive range features a choice of buildings in traditional and contemporary designs, and with prices starting at just £999, there's a model to suit everyone.




Specification

- 28 – 44mm log thickness
- Wall logs machined from kiln dried timber
- Slow grown Nordic Spruce from sustainable sources
- FSC certified timber
- Pressure treated floor bearers
- Adjustable door hinges
- Doors made from laminated frames
- Euro locking door mechanism
- Hand finished tilt and turn windows
- Single and double glazing
- Felt shingle roofs



For further details on our full range of log cabins, please pick up a copy of our Garden Buildings brochure, or visit www.forestgarden.co.uk

sheds & storage...



...be inspired to make the most of your garden

pressure treated



Pressure treated sheds offer a low maintenance garden building which looks great. Choose from pressure treated overlap or premium 12mm timber cladding for a more sophisticated look.

The treatment has been forced into the timber at high pressure giving a longer guarantee and removing the need for annual treatment.

shiplap



Shiplap sheds are manufactured from interlocking tongue and groove boards. The tight fitting nature of this construction material offers greater protection from wind and rain penetration. Shiplap sheds are finished with a factory applied surface treatment, but will require regular treatment with timber preservative. These sheds come with a 10 year guarantee, provided that the shed is isolated from ground contact and is regularly retreated with timber preservative.

overlap



Overlap sheds are constructed from rough sawn featheredge boards which have been finished with a factory applied surface treatment. These sheds come with a 10 year guarantee, provided that the shed is isolated from ground contact and is regularly retreated with timber preservative.

KEY

■ Pressure treated with preservative and guaranteed against rot for 15 years

▲ Dip treated with preservative and guaranteed against rot for 10 years

● Free home delivery included. Restrictions apply.



All Forest products are FSC certified

www.forestgarden.co.uk

All sizes are H x W x D



premier shed

A range of premium quality sheds, available in three sizes and manufactured from highest quality planed 12mm timber cladding. Fully boarded roof and floor, stainless steel fixings and a lockable door. The timber used throughout has been pressure treated for a longer life. The two larger sizes of shed have styrene glazed opening windows.

2 x 2.4m OMS68
2 opening windows
237 x 200 x 245cm
(Overall dimension)
£849.99

home delivered price **£944.00**

177(w) x 242(d)cm
(Footprint size)



premier apex workshop 3 x 2.4m

This sturdy workshop has four styrene glazed opening windows and double doors. Manufactured from the highest quality, planed 12mm timber cladding and with a fully boarded roof and floor and supplied with stainless steel fixings throughout and red mineral roofing felt. The timber used throughout has been pressure treated for a longer life.

OMAWS324
247 x 268 x 310cm
(Overall dimension)
£1,199

247(w) x 304(d)cm
(Footprint size)

home delivered price **£1,344.00**



premier pent workshop 3 x 1.8m

With a handy oversized door and two styrene glazed opening windows, this workshop has stainless steel fixings throughout. Manufactured from the highest quality, planed 12mm timber cladding and with a fully boarded roof and floor and supplied with red mineral roofing felt. The timber used throughout has been pressure treated for a longer life.

OMPWS318
221 x 316 x 194cm
(Overall dimension)
£949.99

305(w) x 180(d)cm
(Footprint size)

home delivered price **£1,039.00**



pressure treated sheds

Our unique range of pressure treated overlap sheds presents the market with a low maintenance garden building which not only looks great but is competitively priced. Available in a broad range of sizes, including a larger workshop, they are all manufactured using 8mm overlap boards, 28 x 28mm framing, sheet material floor and roof sections and felt. They all have fixed styrene windows. All our pressure treated sheds are available for home delivery only, which is reflected in the retail price.



8 x 6 overlap apex shed



6 x 4 overlap apex shed



6 x 4 overlap apex shed with lean to



7 x 5 overlap pent shed



10 x 8 overlap apex workshop



7 x 5 double door overlap apex shed



7 x 7 overlap shed with double doors



CODE	DESCRIPTION	HEIGHT cm	WIDTH cm	DEPTH cm	DOORS	WINDOWS	RRP	HOME DELIVERED RRP
ABQ46V2PTRHD	6 x 4 overlap apex shed	209	133	183	2	1	£239.99	£239.99
ABQ46WLTHD	6 x 4 overlap apex shed with lean to	201	196	183			£259.99	£259.99
ADD75PTRHD	7 x 5 double door overlap apex shed	213	216	155	2		£329.99	£329.99
OLP75PTRHD	7 x 5 overlap pent shed	210	209	161			£299.99	£299.99
ABQ77V2PTRHD	7 x 7 double door overlap shed	213	216	209	2		£359.99	£359.99
ABQ86PTRHD	8 x 6 overlap apex shed	214	203	242			£379.99	£379.99
OLWS108PTRHD	10 x 8 overlap apex workshop	216	296	310			£529.99	£529.99

KEY

Pressure treated with preservative and guaranteed against rot for 15 years

Dip treated with preservative and guaranteed against rot for 10 years


Free home delivery included. Restrictions apply.



All Forest products are FSC certified

www.forestgarden.co.uk


All sizes are H x W x D



6 x 4 shiplap apex shed




7 x 5 shiplap pent shed



8 x 6 shiplap apex shed



8 x 6 heavy duty shiplap shed



shiplap sheds

Our shiplap range of sheds includes both apex and pent roof designs, plus a number of larger heavy duty models. 12mm shiplap is used in the construction of this entire range, and standard 28 x 28mm framing, however heavy duty models have 45 x 28mm framing and square boarded floors for additional strength and stability. All these models have fixed styrene windows and a felted sheet material roof.



10 x 8 standard shiplap workshop



12 x 8 heavy duty shiplap workshop



8 x 6 overlap apex shed



6 x 6 overlap corner shed



7 x 5 overlap pent shed

overlap sheds

Our selection of overlap apex sheds comes in a range of shapes and sizes to suit most requirements. The products in this cost effective volume range are all manufactured using 8mm overlap boards, 28 x 28mm framing, sheet material floor and roof sections and black sand felt. They all have fixed styrene windows.



6 x 4 overlap apex shed



6 x 4 security overlap apex shed

CODE	DESCRIPTION	HEIGHT cm	WIDTH cm	DEPTH cm	DOORS	WINDOWS	RRP	HOME DELIVERED RRP
7SL546V2	6 x 4 apex shed	201	133	184			£249.99	£284.99
SLP75HD	7 x 5 pent shed	199	209	163			£359.99	£359.99
SLP75V2HD	7 x 5 apex shed	199	209	163			£329.99	
SLS77	7 x 7 apex shed	213	216	209			£379.99	£419.99
SLS86	8 x 6 apex shed	214	203	242			£369.99	£409.99
187744HD	8 x 6 heavy duty shed	214	203	242			£529.99	£529.99
187745HD	10 x 6 heavy duty workshop	231	203	???			£??????	
187752HD	10 x 8 standard workshop	231	261	312			£799.99	£799.99
187754HD	12 x 8 heavy duty workshop	246	267	368			£899.99	£899.99

CODE	DESCRIPTION	HEIGHT cm	WIDTH cm	DEPTH cm	DOORS	WINDOWS	RRP	HOME DELIVERED RRP
ABQ46	6 x 4 apex shed	209	133	183			£169.99	£204.99
TPOLAS462PP	6 x 4 security apex shed	209	133	183			£169.99	£204.99
159352V2HD	7 x 5 pent shed	210	209	161			£299.99	£299.99
ABQ86V2	8 x 6 apex shed	214	203	242			£269.99	£309.99
OLCSHD	6 x 6 corner shed	199	209	163			£329.99	£329.99

KEY

■ Pressure treated with preservative and guaranteed against rot for 15 years

▲ Dip treated with preservative and guaranteed against rot for 10 years

● Free home delivery included. Restrictions apply.



All Forest products are FSC certified

garden chest



Dip treated, overlap tool store. Cladding thickness 8mm, framing 28 x 28mm, black sand felt lid.

GC1PHD 94 x 116 x 86cm **£119.99** home delivery only ▲



garden chest

A new garden chest with a removable front panel for easy access. Manufactured from pressure treated timber.

GCMPT 94 x 126 x 86cm **£149.99**
home delivered price **£174.99**



pent tool store



Overlap construction tool store. Single door. Manufactured from rustic overlap timber and dip treated. Cladding thickness 8mm, framing 28 x 28mm. Sheet material floor and roof with black felt.

POTS01V2 111 x 67 x 184cm **£129.99**
home delivered price **£149.99** ▲

tool chest



Overlap construction tool chest. Manufactured from rustic overlap timber and dip treated. Cladding thickness 8mm, framing 28 x 28mm. Sheet material floor and roof with black felt.

OTC01 93 x 126 x 86cm **£79.99**
home delivered price **£94.99** ▲

mower store



Double door mower store. Manufactured from rustic overlap timber and dip treated. Cladding thickness 8mm, framing 28 x 28mm. Sheet material floor and roof with black felt.

OLMS 147 x 143 x 93cm **£139.99** ▲
home delivered price **£164.99**



bike store

Overlap construction bike store. Single door. Manufactured from rustic overlap timber and dip treated. Cladding thickness 8mm, framing 28 x 28mm. Sheet material floor and roof with black felt.

187794 212 x 84 x 161cm **£169.99** ▲
home delivered price **£199.99**



7MAXI1V2 154 x 184 x 85cm **£139.99** ▲
home delivered price **£169.99**

overlap garden store

Dip treated, overlap tool store. Cladding thickness 8mm, framing 28 x 28mm. Sheet material floor and roof with black felt.



mid
HGSS10HD 111 x 65 x 149cm **£119.99** ▲
home delivery only

tall garden store



High quality smooth planed, shiplap construction. Single door. Cladding thickness 10mm, framing 45 x 25mm

GT501HD 204 x 93 x 58cm **£249.99** ■
home delivery only

KEY

■ Pressure treated with preservative and guaranteed against rot for 15 years

▲ Dip treated with preservative and guaranteed against rot for 10 years

● Free home delivery included. Restrictions apply.



All Forest products are FSC certified



midi

shiplap garden store

High quality smooth planed, shiplap construction. Watertight finish. Cladding thickness 12mm, framing 28 x 28mm, green mineral roof.

SGSS10HD 150 x 112 x 64cm **£139.99**
home delivery only ▲



maxi

PGS1HD 154 x 184 x 85cm **£259.99**
home delivery only ▲



wood store

Helps dry out logs and provides protection from the elements.

LGLOGSTORE
123 x 183 x 88cm **£129.99**
home delivered price **£154.99**

This handy storage unit combines log, pre-packed coal and tool storage. The log store has a slatted base and back to encourage air flow to the logs. The storage unit has one integral shelf

LTS 152 x 176 x 69cm **£199.99**
home delivered price **£249.99**



log & tool store



landscaping...

...be inspired to make the most of your garden



patio deck kit

This kit comes complete with posts and side rails.

PAT88V2 136 x 244 x 244cm **£399.99** ■



patio extension deck kit

This deck kit can be laid directly onto an existing level patio or garden.

PEDCK 130 x 300 x 240cm **£479.99**
home delivered price **£529.99** ■

KEY

■ Pressure treated with preservative and guaranteed against rot for 15 years



▲ Dip treated with preservative and guaranteed against rot for 10 years



● Free home delivery included. Restrictions apply.



All Forest products are FSC certified

www.forestgarden.co.uk

All sizes are H x W x D



ultima pergola & patio decking kit

This deck kit can be laid directly onto an existing level patio or garden.

UPDCK168V3 244 x 488 x 244cm **£1,049.99**
home delivered price **£844.99**



ultima pergola decking kit

Popular deck kit with in-built pergola.

UPDCK88V3 244 x 244 x 244cm **£699.99**
home delivered price **£544.99**



deck board deck kits



A simple deck kit of pre-notched joists and deck boards, available in two sizes.

2.4 x 2.4m NBDK24 240 x 240cm **£349.99**
home delivered price **£399.99**
3.0 x 3.0m NBDK30 300 x 300cm **£449.99**
home delivered price **£504.99**



patio deck tile

A pressure treated deck tile with integral bearers.

7PDT900 90 x 90cm **£24.99**

value deck board



Great value deckboard. Manufactured from pressure treated, FSC certified timber.

VDB24 240 x 12 x 1.9cm **£6.99**



profiled checker-board deck tile

Small profiled floor tiles are lightweight and ideal for roof gardens.

FF50 50 x 50cm **£6.99**



deck joist

Suitable for constructing a base for a ground level or a raised deck. Pressure treated, FSC certified timber.

FSDJ8 240 x 15 x 4.7cm **£9.99**



deck boards

Patio deck boards with a profiled finish on one side.

PATDB1 2.8 x 12 x 240cm **£8.99**
PATDB36 2.8 x 12 x 360cm **£11.99**

reversible deck boards

Different grooved profiles feature on each side of this deck board.

RDB30 2.8 x 12 x 300cm **£10.99**



easy deck bearer

Ideal base for deck tiles and deckboards.

FSDB10N 300 x 7 x 7cm **£19.99**
FSDB8N 240 x 7 x 7cm **£7.99**



KEY

■ Pressure treated with preservative and guaranteed against rot for 15 years

▲ Dip treated with preservative and guaranteed against rot for 10 years

● Free home delivery included. Restrictions apply.



All Forest products are FSC certified



log roll

This half round log edging comes in convenient rolls. Ideal for edging paths, lawns and flowerbeds.

- RLR06 15 x 180cm £7.99
- RLR09 23 x 180cm £9.99
- RLR12 30 x 180cm £11.99



fixing peg

A wooden fixing pin for securing border roll into the ground.

- FFP 45 x 5 x 5cm £1.99



border roll metal pin

A galvanised metal pin to secure border roll into the ground.

- BRMP 45cm £2.99



border section

This Border Section comes in fixed lengths and is ideal for long straight runs.

- FBS06 15 x 100cm £7.99
- FBS09 23 x 100cm £9.99
- FBS12 30 x 100cm £11.99



picket fence edging

This cottage style border edging comes in easy to use lengths.

- FPT1M 28 x 110cm £7.99

decking components

Our new range of decking components can be used to create a classic deck surround. The range consists of notched deck posts, straight balusters, a shaped handrail and a deckboard deckrail.



notched deck post

95 x 95 x 1300mm

- NDP9595 130 x 9.5 x 9.5cm £9.99



straight baluster

27 x 27 x 900mm

- BAL900 90 x 2.7 x 2.7cm £1.99



deckboard deckrail

70 x 28 x 2400mm

- DR7028 2.8 x 7 x 240cm £6.99



horizontal log edging

Attractive horizontal log border edging with integral timber spikes.

- HLE100 21 x 100cm £8.99



timber landscaping sleepers

A range of Landscaping Sleepers, available in two sizes.

- RSNC8 10 x 240 x 20cm £29.99
- RSNC4 10 x 120 x 20cm £14.99



mini sleeper

These sleepers have two flat faces to allow ease of construction, ideal for creating walls, steps or pond surrounds.

- FMS3 91 x 10cm £11.49
- FMS6 183 x 10cm £19.99



half mini sleeper

A timber landscaping sleeper which is shaped on one side only and flat on the other and is ideal for retaining walls and raised beds. Available in two sizes.

- half mini sleeper 6' HMS6 10 x 5.8 x 180cm £9.99

- half mini sleeper 3' HMS3 10 x 5.8 x 90cm £5.99



radial pergola

This kit comes complete with all components and instructions.

- RPK90 249 x 275 x 275cm £299.99
- home delivered price £339.99



ultima pergola kit

All are supplied with fixings and instructions.

- UPK01 280 x 270 x 270cm £329.00
- home delivered price £389.99
- UPK02 280 x 360 x 360cm £369.00
- home delivered price £429.99

KEY

Pressure treated with preservative and guaranteed against rot for 15 years

Dip treated with preservative and guaranteed against rot for 10 years

Free home delivery included. Restrictions apply.



All Forest products are FSC certified

planting...



...be inspired to make the most of your garden



toulouse planter

A simple planter with integrated curved trellis.

FPTL 120 x 100 x 40cm **£79.99**
home delivered price **£89.99**

ludlow planter

A chunky tapered planter ideal for larger plants and small trees.

FLPS 41 x 46 x 46cm **£59.99**
home delivered price **£74.99**
FLPL 44 x 60 x 60cm **£74.99**
home delivered price **£89.99**



venice planter

A large planter with a decorative integrated trellis.

FPV 150 x 180 x 50cm **£179.99**
home delivered price **£204.99**



richmond planter

An eight sided versatile planter.

FPR 36 x 100 x 50cm **£64.99**
home delivered price **£79.99**

cascade planter

Attractive tiered planter, ideal for making a statement on your patio or by a window. Plenty of planting space for herbs and plants. Pressure treated, FSC certified timber.

TPLS 128 x 64 x 32cm **£99.99**
home delivered price **£109.99**



tallboy planter

This superior planter offers a deep root space for shrubs.

TPSS 77 x 50 x 50cm **£84.99**
home delivered price **£99.99**

bamburgh planter kits



These three planters all come flat packed, and are manufactured from pressure treated timber.

BPK5050 50 x 50 x 50cm **£49.99**
home delivered price **£59.99**
BPK10050 50 x 100 x 50cm **£69.99**
home delivered price **£84.99**
BPK15050 50 x 150 x 50cm **£79.99**
home delivered price **£94.99**

KEY

■ Pressure treated with preservative and guaranteed against rot for 15 years

▲ Dip treated with preservative and guaranteed against rot for 10 years

● Free home delivery included. Restrictions apply.




All Forest products are FSC certified

www.forestgarden.co.uk

All sizes are H x W x D

rosemore lattice



Flat Diamond Lattice, fixed in a frame. Manufactured from pressure treated, FSC certified timber.

FRLATT61	180 x 30cm	£14.99
FRLATT62	180 x 60cm	£21.99
FRLATT63	180 x 90cm	£26.99
FRLATT66		



hidcote lattice




Diamond Lattice, smooth planed batons fixed in a rebated frame, manufactured from pressure treated, FSC certified timber

RFL03	180 x 30cm	£15.99
RFL06	180 x 60cm	£24.99
RFL09	180 x 90cm	£29.99
RFL12	180 x 120cm	£39.99
RFL18	180 x 180cm	£49.99
RFCVL18	180 x 180cm	£54.99



wisley lattice



A range of close knit lattice, designed with privacy in mind. Ideal for climbing plants or boundary screening and manufactured from pressure treated, FSC Certified Timber.

KNL300	180 x 30cm	£19.99
KNL450	180 x 45cm	£24.99
KNL600	180 x 60cm	£29.99
KNL900	180 x 90cm	£36.99
KNL1200	180 x 120cm	£49.99
KNL1500	180 x 150cm	£59.99
KNL1800	180 x 180cm	£64.99



framed willow trellis

This multi purpose trellis is great for climbers or for use as a decorative top for fence panels.

FWT61	183 x 30cm	£26.99
FWT62	183 x 61cm	£29.99



premium framed trellis



Fine sawn trellis, fixed into a rebated frame, manufactured from pressure treated, FSC Certified Timber.

FRTREL16	180 x 45cm	£14.99
FRTREL63	180 x 90cm	£26.99
FRTREL64	180 x 120cm	£32.99
FRTREL66	180 x 180cm	£39.99



traditional trellis



A fine sawn, chamfered trellis. Manufactured from pressure treated timber and guaranteed against rot for 15 years.

TRAD61V3	180 x 30cm	£9.99
TRAD62V3	180 x 60cm	£19.99
TRAD63V3	180 x 90cm	£24.99



forest trellis



A sturdy open style that can be used as a panel, infill or a wall support for climbing plants.

FT61	30 x 183cm	£9.99
FT62	61 x 183cm	£12.99
FT63	91 x 183cm	£16.99
FT64	122 x 183cm	£19.99
FT66	183 x 183cm	£26.99



heavy duty fan trellis

A sturdy fan trellis for training climbing plants.

TFHD20	183 x 66cm	£11.99
---------------	------------	---------------



KEY

Pressure treated with preservative and guaranteed against rot for 15 years

Dip treated with preservative and guaranteed against rot for 10 years

Free home delivery included. Restrictions apply.



All Forest products are FSC certified

a lifetime outdoors with forest

Forest Garden is the market leader in timber outdoor living products, primarily garden buildings, fencing, decking and decorative garden structures.

Every year, we listen to our customers' needs and constantly seek to refine and evolve our product range to give you the very best in style, practicality and endurance. At Forest we are totally committed to providing high quality products and unbeatable value for money.

90% of Forest products are pressure treated with preservative and carry a 15 year guarantee against rot. This means that they will never need to be treated – saving both time and money and helping the environment by reducing the amount of chemicals used annually. Products can still be painted or coloured if desired as the preservative and dye is pressure impregnated within the wood at the manufacture stage and will not be affected by further painting or colouring.

Of the remaining 10%, most of these have been dip treated, where the preservative has been applied to the outside of the timber. These products offer an excellent value choice and carry a 10 year guarantee against rot – provided they are installed and maintained in accordance with Forest guidelines – for further information please see our website www.forestgarden.co.uk

Forest understands the value of our natural resources and is committed to preserving the environment. Our products are sourced from British timber wherever possible and throughout this brochure, you will also see the FSC logo. This identifies products which contain a minimum of 70% wood from well managed forests, certified in accordance with the rules of the Forest Stewardship Council. Forest is working towards a timber range that is 100% FSC compliant.

home delivery

We want you to enjoy your Forest purchase through its whole life – and that starts from the moment you choose your product. Many of our products are available with home delivery. For more details on this service, please ask your local stockist. All of our summerhouses, however, are available with free home delivery, just look out for the symbols in our brochure.

If you are an existing customer, or are thinking about choosing a Forest product, our customer services team will be pleased to assist you. Please contact us.



acknowledgments

This brochure was shot on location with the kind permission of Burford House Gardens and with the support of Burford Garden Centre.

Burford House is set amidst seven acres of lawn and stunning borders sweeping along the banks of the picturesque River Teme. A Georgian turfed bridge spans the river and leads to an area of wildflowers and meadow, offering contrast to the intensively nurtured gardens around the house.

Burford House Gardens contains a National Clematis Collection. Today around 400 varieties of clematis are on display in the gardens flowering from spring through to early autumn, all cleverly interwoven among a wide variety of both traditional and unusual plants.

There are some 2,000 varieties of plants, including one of the garden's great wonders, the giant Wisteria Macrobotrys 'Burford', which in May cascades spectacularly down the back of the house. Planted originally in 1960, it fills the air with divine perfume, and the racemes hang sometimes two feet in length.

The gardens are open every day all year, except Christmas Day and Boxing Day from 9am to 6pm (closing at dusk if earlier).

Burford Gardens Company,
Tenbury Wells, Shropshire WR15 8HQ
www.burford.co.uk



Forest Garden Ltd
291 & 296 Hartlebury Trading Estate
Hartlebury
Worcestershire
DY10 4JB

General Enquiries: 0844 248 9800
Customer Services: 0844 248 9801
Fax: 0844 248 9888
e-mail: info@forestgarden.co.uk
www.forestgarden.co.uk



Printed on 100% recycled paper

FPG2011P