

CREATE A LIGHT, AIRY AND SPACIOUS EXTRA ROOM

Historically, conservatories date back to the 16th century when wealthy landowners wanted a light-filled sheltered environment to cultivate exotic fruits and plants newly introduced to this country by plant collectors and explorers.



NOTE: Edwardian roof conservatories are available with a Gable style (above left photograph), or as shown in the illustration (above right).



Today, though conservatories can still be used to show off your favourite plants and blooms, they play an important role in giving more living space to our homes. At Howarth we offer three general styles - Victorian, Edwardian and Lean-To.

Within these three styles, by choosing from our wide range of windows, timber finishes, glazing options and details such as hinges, handles and openers, there is additional

flexibility for creating a highly individual conservatory which marries perfectly to your existing property.

Think about the overall appearance and age of your home and whether the more ornate design of the Victorian would best suit it, or the simpler looks of the Edwardian. If you have a suitable wall, then a Lean-To style with its plain roof style could complement.

109 VICTORIAN STYLE CONSERVATORIES

Inspired by the great conservatory builders of the Victorian era, this popular style features the typical pitched roof and impressive lines, complete with trims and detailing characteristic of the time. Victorian Conservatories are available in the following dimensions:

Width	2500	3000	3500	4000	4500	5000
Depth	2500	3000	3500	4000	4500	5000



110 EDWARDIAN STYLE CONSERVATORIES

More angular in style, the Edwardian features graceful aesthetics on a simpler scale. Traditional in theme, with pitched roof, its understated appeal can complement both period and more modern homes. Edwardian Conservatories are available in the following dimensions:

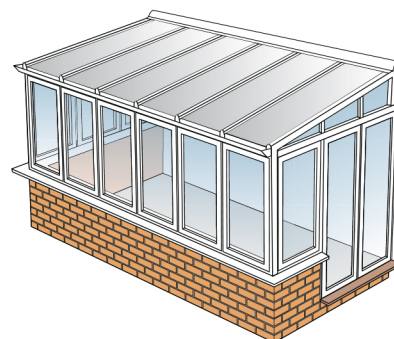
Width	2500	3000	3500	4000	4500	5000
Depth	2500	3000	3500	4000	4500	5000



111 LEAN-TO STYLE CONSERVATORIES

A very versatile design, with shallow pitched roof and clean lines. The Lean-To gives all the advantages of a conservatory while integrating fully by utilising an existing wall or walls of the property. Lean-To Conservatories are available in the following dimensions:

Width	2000	2500	3000	3500	4000	4500	5000
Depth	1500	2000	2500	3000	3500		





CHOOSING THE RIGHT POSITION

Conservatories, by their very nature, make the most of natural light, but this also means you need to carefully consider the aspect of your conservatory. East facing means that the room will have morning sun, creating an ideal breakfast room which will not be overly hot in midday or evening. West facing will get the sun from afternoon onwards and it could be a great location for evening meals in summer. South facing conservatories can become very hot without carefully positioned ventilation and shading. North facing conservatories get angled sun at the start and end of the day, but may not be suitable for year round use without additional heating.

There are practicalities and safety considerations to take account of too. Remember that you will need access to clean and maintain first floor windows if any are located above a conservatory. If these first floor windows are a fire exit route, then you may have to rethink safety issues, as they may not be able to be used as such with a conservatory immediately below them.

NEW BUILD PROPERTIES

Conservatories are a fast-growing part of the new-build market. If you are a developer, we can offer a high quality package to add value to your property portfolio. We can offer high specification designs to suit your plans, and support you throughout with quotations, CAD drawings, base and brick plans, installation guides and even field support.

INSIDE AND OUT

Your next consideration should be the internal flow of your rooms. If you are planning to use the conservatory as an extra eating area, how far is it from the kitchen? If it is to be a study or quiet room, is it too close to a room where music or TV is the norm? Consider the exterior too. Perhaps there is a particular aspect of the garden you want to look out on. Additionally, how will the conservatory look from your first floor windows or from other parts of the house?

CHOOSE YOUR STYLE

Our three styles of conservatory: Victorian, Edwardian and Lean-To, give you an overall look and starting point for your design. Within those styles, we offer a wide choice of timber windows and doors which can individualise your choice. Add to that the options of different handles, openers, hinges, paint and varnish finish and you will see that there is the opportunity to create a highly customised conservatory to suit your property.



Timber. All timber used is laminated Redwood Nordic Pine from well managed yield sources.



wood. for good.

NORDIC

A CHOICE OF PAINT AND STAIN FINISHES

Choose from a range of paint and stain finishes with built-in high performance, endurance and quality,



NOTE: Frames are generally available in standard RAL colours except black. For availability of other darker shades please contact the Sales Office on 01469 530577.

NOTE: All Howarth paint/stain finishes are silk and not high gloss.

GUARANTEES

As a result of the improved stability of laminated timber construction we are able to provide guarantees for ten years on our paint finish and six years on our stain finish.



Stain Finish



Paint Finish



Rot and Fungal Attack



Sealed Units



Ironmongery

NOTE: All guarantees given in this catalogue are subject to limitations and are strictly dependent upon compliance with manufacturers' usage and maintenance instructions. These are available upon request.

CONSERVATORY OPTIONS

96 ROOF OPTIONS

Aluminium conservatory roofs are a high quality alternative to traditional hardwood roof construction. They are manufactured and supplied in lightweight aluminium allowing excellent flexibility in roof design and configuration, combined with strength, integrity and lifetime performance.

Aluminium frames can be manufactured in white as standard or with a choice of three woodgrain colours (far right). Frames can also be supplied powder coated in any RAL colour at additional cost, please contact the Sales Office for further details on 01469 530577.

LEAD FLASHING



Time-saving preformed PVC flashing system (above), engineered to deliver professional results every time.

FINISHING OPTIONS*



Light Oak finish



Mahogany finish



Rosewood finish


* These are aluminium finishing options.

97 GLAZING OPTIONS

When designing a conservatory, the choice of a glass or polycarbonate roof is an important one. To enable the use of a conservatory all year round, a glazing material is needed that deflects heat from the sun in the summer and retains the warmth from heating appliances in the winter. A material that allows maximum light into the home may be required.

Polycarbonate is a lower cost alternative to glass and it can be treated to offer excellent solar protection and thermal properties. In the past, this has been at the cost of light transmission but revolutionary new

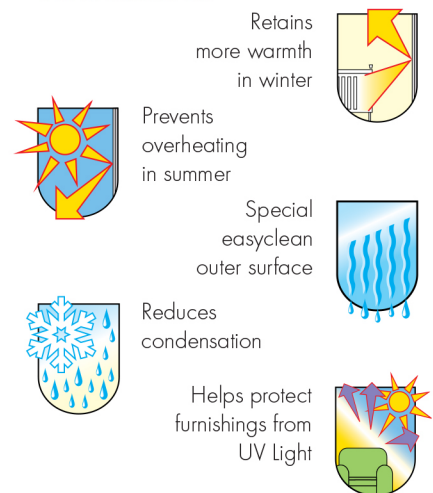
polycarbonates now have better thermal control together with excellent light transmission.



Self-cleaning solar control glass represents a new generation of glazing options.

In addition to deflecting the sun's heat in summer and keeping the interior warm in winter, it stays cleaner for longer than conventional glass. The transparent coating bonded into the external surface of the glass utilises the power of ultra-violet rays and the rain to break down dirt deposits so that grime is simply washed away.

SELF-CLEANING SOLAR CONTROL GLASS - Helps protect furnishings minimises condensation



98 INSTALLATION OPTIONS

OPTION A - Supply only

Simply choose the style, choose the size and add any options or ancillaries. This is the supply-only price.

- Choose the design
- Self-build a base
- Install the conservatory

OPTION B - Supply and fit onto a prepared base

If you require us to install the conservatory on to an existing base, or a base which is to be built, our fitting service will be happy to provide a price for this service. With options A and B, base plans will be supplied on receipt of order.

- Choose the design
- Self-build a base
- Our specialists install the side frames and roof