



**HOWARTH TIMBER  
& BUILDING SUPPLIES**



**Marshall's**

*Creating Better Spaces*

**We are**

**GARDENS & DRIVEWAYS**



ORDER ONLINE 24/7  
[howarth-timber.co.uk](https://howarth-timber.co.uk)

*much more than just timber*



# CONTENTS

## INSPIRATION

- 4 Creating Better Spaces
- 5 How to Start Your New Project
- 6 Marshalls Register of Accredited installers
- 8 Setting the Standards
- 10 80/20 Materials v Cost
- 11 Marshalls Home Delivery Service
- 12 Marshalls Bespoke Service

## ARTIFICIAL GRASS

- 15 Marshalls Always Green®
- 16 Grass Standard
- 17 Summer Lawn
- 18 Village Green
- 19 Playing Fields

## GARDEN PAVING

- 21 Paving Introduction
- 22 Shop by Colour
- NATURAL STONE**
- 30 Scoutmoor®
- 31 Lazaro Marble®
- 32 Sawn Versuro®
- 34 Flamed Narias®
- 35 Capleton®
- 36 Granite Eclipse®
- 38 Chaplegate®
- 39 Casarta Slate®
- 40 Towngate
- 41 Alvanley Pavers®
- 42 Antique Alverno®
- 44 Riven Harena
- 46 Natural Slate **NEW**
- 48 Sylvern®
- 49 Limestone Aluri®
- 50 Indian Sandstone Riven

### PORCELAIN

- 52 SYMPHONY® PLUS Classic **NEW**
- 53 SYMPHONY® PLUS Natural **NEW**
- 54 SYMPHONY® PLUS Urban **NEW**
- 55 SYMPHONY® PLUS Planks **NEW**
- 56 SYMPHONY® Natural
- 58 SYMPHONY® Classic
- 60 SYMPHONY® Urban
- 61 SYMPHONY® Planks
- 62 SYMPHONY® Matte **NEW**
- 64 SYMPHONY® Tumbled
- 65 Arrento

### CONCRETE

- 67 Organa®
- 68 Argent®
- 70 Coach House®
- 71 Heritage®
- 72 Woodstone®
- 74 Saxon®
- 76 Perfecta®
- 77 Firedstone®
- 78 Regent®
- 79 Textured Utility
- 80 Utility

## DRIVEWAY PAVING

- 82 Driveway Introduction
- 84 Shop by Colour
- NATURAL STONE**
- 92 Driveway Setts
- 93 Scoutmoor Setts
- 94 Magnasett
- 95 Cropped Porphyry Setts **NEW**
- 96 Farnley Setts **NEW**
- 97 Sawn Granite Setts
- 98 Bretton **NEW**
- 99 Natural Stone Setts
- PORCELAIN**
- 101 Porcelain for Driveways
- 102 SYMPHONY® PLUS Driveway **NEW**
- CONCRETE**
- 104 Drivesys® Split Stone
- 105 Drivesys® Flamed Stone
- 106 Drivesys® Riven Stone
- 107 Drivesys® Original Cobble
- 108 Driveline® Metro
- 110 Drivesett® Argent®
- 112 Drivesett® Natrale
- 113 Drivesett® Coppice®
- 114 Drivesett® Tegula®
- 116 Drivesett® Tegula® Linear **NEW**
- 117 Driveline Nova®
- 118 Drivesett® Savanna®
- 119 Driveline 50®
- 120 Standard Block Paving
- PERMEABLE**
- 122 Drivesett® Argent® Priora®
- 123 Drivesett® Tegula® Priora®
- 124 Driveline® Priora®
- 125 Grassguard®





Tegula Linear, Pennant Grey



Drivesys Original Cobble

## STEPS & WALLING

- 127 Walling & Steps Introduction
- 128 Shop by Colour

### STONE

- 131 Sawn Versuro® Walling
- 132 Traditional Natural Stone
- 133 Stonefaced® Textured
- 134 Stoneface® Sawn Veneer
- 135 Stoneface® Drystack Veneer

### CONCRETE

- 137 Argent®
- 138 Croft Stone®
- 139 Marshalite®
- 140 Tegula®
- 141 Old Mill® Brick

- 142 COPINGS AND CAPS

- 144 BULLNOSE STEPS

## FINISHING ESSENTIALS

### EDGES & BORDERS

- 147 Drivesett® Deco
- 148 Borders & Edgings

### JOINTING

- 151 Joining Range Introduction
- 152 Weatherpoint® 365
- 153 Marshalls Exterior Jointing Grout **NEW**
- 154 Jointing Matrix

### DRIVEWAY RESTRAINTS

- 157 Driveway Edging
- 158 Marshalls Block Kerb
- 159 4-in-1 Kerb
- 160 Keykerb®
- 161 Channels & Telescopic Security Post

### PEDESTALS

- 162 Marshalls Pedestals

### DRAIN

- 164 Driveline Drain® **NEW**

### CLEANING & MAINTENANCE

- 167 Regular Maintenance
- 168 GREEN-AWAY® **NEW**
- 169 Cleaner Packs
- 170 Product Cleaning Guide

## PRODUCT INFORMATION

- 172 Important General Technical Information
- NOTES

- 173 Grass & Paving
- 175 Driveway
- 177 Walling, Steps & Finishing
- 178 Hard Landscaping Guarantee Order Select Service
- 179 Acknowledgements



Alvanley Pavers



Always Green Village Green



# CREATING BETTER SPACES<sup>®</sup> SINCE THE 1890'S...

**Marshalls provide homeowners with high quality products and inspiration to create their dream gardens and driveways.**

With over 130 years experience in creating better outdoor living spaces, we pride ourselves on our ability to provide long-lasting environments for homeowners to enjoy.

- We are the UK's leading hard landscape product supplier
- We have an extensive product range
- We offer a wide range of high quality natural stone products, backed by the British Standard
- We offer the UK's only fully vetted, nationally accredited landscape contractor scheme
- We trade ethically to strict ETI standards



Made in Britain supports British manufacturers with the Made in Britain marque, helping buyers at home and abroad identify and choose British-made goods. The not-for-profit campaign is bringing together all British manufacturers to champion skills, craftsmanship and innovation.

Find out more:  
[www.madeingb.org](http://www.madeingb.org)  
[@MadeinBritainGB](https://twitter.com/MadeinBritainGB)  
[#madeinbritainhour](https://www.instagram.com/madeinbritainhour)



SYMPHONY<sup>®</sup> Urban, Steel



# HOW TO START YOUR **NEW** PROJECT...

## STEP 1

### BE INSPIRED

Take a look at our brochure and website, to build an idea of what look you want to achieve for your perfect outdoor space.



## STEP 2

### SEEK PROFESSIONAL ASSISTANCE

A Marshalls installer will transform your ideas into the perfect design and installation.

Choose the installer that best understands your requirements. Remember, cheap isn't always best.

Find your local installer at  
[marshalls.co.uk/findaninstaller](http://marshalls.co.uk/findaninstaller)



## STEP 3

### CHOOSE YOUR PRODUCT

Browse the Marshalls product ranges with your installer and together you will find the perfect product for your space.

\*99% of our customers recommend Marshalls products.



## STEP 4

### SIT BACK AND RELAX

Relax in the knowledge your product is guaranteed for a minimum of 10 years\*\* and was supplied and installed in partnership with the industry's leading hard landscaping brand.



**For complete confidence,** choose a Marshalls Accredited Installer then choose your Marshalls products...

\*Data analysed from customer feedback forms, includes the period up to and including September 2017. \*\*Marshalls Hard Landscape Guarantee is purchased separately and only available through your Accredited Marshalls Register Installer.





# MARSHALLS REGISTER OF ACCREDITED INSTALLERS

A product only performs as well as its installation...

That's why 20 years ago we created the Marshall's Register of Accredited Installers. Giving you complete peace of mind for the life of your project.

The Marshall's Register brings together professional, experienced and inspired hard landscaping contractors, located all across the UK.

The UK's only fully vetted, nationally accredited landscape contractor scheme...

Our Register Members are highly skilled independent installers, and although they're not employed by Marshall's they agree to abide by our rigorous installation guidelines.

They are strictly vetted and regularly monitored by our Regional Assessors to check their levels of competence and performance.



Celebrating 20 years of the Register...

2020 marks the 20<sup>th</sup> Anniversary of the Marshall's Register, an amazing milestone that's built on the trust and relationships we've had with our installers over the years. We're proud to champion our Register Installers and their ability to create amazing landscape projects that homeowners can enjoy.

**99% of customers who have used Marshall's and their Register of Accredited Installers would recommend their services to friends and family.\***

\*Data analysed from customer feedback forms, includes the period up to and including September 2017.



MARQUE OF RESPECT







## MARSHALLS REGISTER INSTALLER

with you from start to finish,  
our installers:

- ✓ Are accredited by a trustworthy and conscientious brand
- ✓ Offer great advice and project design guidance
- ✓ Can provide CAD drawings to give absolute confidence in the finished look
- ✓ Have specialist skills and excellent install standards
- ✓ Are regularly assessed on-site by Marshall's representatives to check their levels of competence and performance
- ✓ Can provide you with a Hard Landscape Guarantee giving 10 years on products and 5 years on the installation\*



A Register Member receiving technical support on site.

\*See page 179 for Hard Landscaping Guarantee conditions.

## DESIGN SERVICE

2D & 3D CAD service available to all Register Members to help you visualise the potential of your future project.

Initial plan sketch



2D & 3D CAD renders



3D also available as a fly-through video

**Design credit:** Andrew Watkinson from Acer Landscapes Design & Construction

To find your local Register Member please visit  
[www.marshalls.co.uk/findaninstaller](http://www.marshalls.co.uk/findaninstaller)

# SETTING THE STANDARDS

**At Marshalls, we remain committed to excellence in every sphere of our operations.**

## Through product quality:

As the UK's leading hard landscape manufacturer, Marshalls has been committed to creating better spaces since the 1890's. Over this time, our natural stone, porcelain and concrete products have become synonymous with quality and excellence. Today, examples of our products can be found in prestigious public spaces and landmarks including Trafalgar Square and Wembley Stadium.

## Through manufacture:

Staying at the forefront of ideas and innovation means you can create the home you've always dreamed of, with the help of our latest product technology. Marshalls employs over 2,300 skilled personnel across 56 sites championing skills, craftsmanship and innovation. Made in Britain is a not-for-profit organisation that supports British manufacturers with the Made in Britain Marque, of which Marshalls are proud to be a part of.

## Through ethical sourcing:

Many suppliers importing natural stone are not truly engaged in providing ethically sourced products. At Marshalls we understand that commitment and resource are essential to ensuring international governance and ethical trade with developing countries.

We believe it is our duty to be able to demonstrate the highest ethical standards.

To see where we have set the standards, look for our 'standards' logos throughout the product range...



## THE GRASS STANDARD

Artificial grass is becoming increasingly popular, but it is important to avoid inferior products from non-traceable sources. Marshalls Always Green® Artificial Grass is manufactured in Britain and meets the exacting standards of "The Grass Standard" quality mark.

"The Grass Standard" sets the benchmark for quality, performance, comfort and value in artificial grass, see p16.

Surface Performance  
Technology



 **Marshalls**

## SURFACE PERFORMANCE TECHNOLOGY (SPT®)

Surface Performance Technology utilises the highest quality ingredients, coupled with state of the art innovation in manufacturing techniques to create unique product aesthetics, colour blends and textures. See these products in the driveway section and look out for the SPT logo.







 **Marshall's**

## THE MARSHALLS STONE STANDARD

**Complete quality assurance of the stone you buy – only with Marshall's Stone Standard. All Marshall's stones are repeatedly tested by an independent UKAS-accredited laboratory.**

Many of the cheaper Indian sandstones supplied in the UK are soft, porous sandstones, which are often not fit for purpose and could fail during installation or once in-situ.

The Marshall's Stone Standard mark gives our customer assurance that all Marshall's sandstone exceed the base technical levels outlined in the British Standard, BS 7533 Class2.



**All sandstone sold by Marshall's will have a maximum water absorption of 1.7%.**

The lower the percentage, the less water will absorb into your stone. This means your stone will look healthier for longer with reduced algae or lichen growth.



**All sandstone sold by Marshall's will have a flexural strength of no less than 12.9MPa.**

Flexural strength is an indicator of the strength of stone. The higher the number, the less chance there is of the stone failing or delaminating once in-situ.



**All sandstone sold by Marshall's will be frost resistant.**

If a stone loses strength or starts to fall apart when subjected to repeated frosts then it isn't fit for purpose. The Marshall's Standard is a reduction of no more than 10% on the flexural strength of the stone after 56 freeze/thaw cycles and a visual inspection rating of '0'. This means that Marshall's has given a commitment not to supply a stone that shows any frost impact.

Have complete confidence in the sandstone you select, by choosing a natural sandstone covered by the Marshall's Stone Standard.

### Dangers of using technically inferior stone



 **Marshall's**

## FAIRSTONE – ETHICAL SOURCING

By choosing a Marshall's product with a Fairstone mark of ethical assurance, you can be sure that every reasonable precaution has been taken to ensure that child labour has not been used in its production.

Further than that, Marshall's aims to ensure that all our stone is quarried and produced in line with a clear set of ethical values from a supply chain which has documented processes and multi-stakeholder audits including these three significant points:

- no child labour is used
- living wages are paid
- basic health & safety standards are in place

Marshall's became the UK's first heavy side materials company to be accepted into the prestigious UN Global Compact – the world's largest corporate citizenship and sustainability initiative - as well as being a member of the ETI (Ethical Trading Initiative).

To further our commitment to ethics, we've been working here in the UK supporting the End Modern Slavery Movement.

To find out more about what Marshall's has been doing download our 'End Modern Slavery Report 2017'  
[www.marshall's.co.uk/documents/reports/modern-slavery-report-2017.pdf](http://www.marshall's.co.uk/documents/reports/modern-slavery-report-2017.pdf)



Magnasett, Large Format Sett Paving



Stoneface Textured, Walling

# DO YOU KNOW THE '80 / 20 COST GUIDE'?

The biggest cost elements of your project will be the installation and sub-base materials. This is generally fixed irrespective of the type of paving you choose. So this means you can spend more on the paving materials without significantly increasing the overall cost of your project.

## Product 20%

Selecting the product you really want might only make a small difference to the overall cost of your project.

## Sub-Base & Install 80%

This is the cost you don't see but is so vital for structural integrity and longevity. Remember to choose an installer that will get this right.



£

££

£££

££££

Look for the STANDARD MID RANGE PREMIUM LUXURY indicative material costs, but remember the 80/20 cost guide.



# MARSHALLS HOME DELIVERY SERVICE

**All Marshalls products are available direct to your home within 3-5 days\*.**

Not every Marshalls product is stocked by your local merchant, so to ensure all our products are available to you all year round, you can use our Home Delivery Service, but still order through your installer or merchant.

Home Delivery gets you all the products you want, delivered exactly where you want them, transacted via your preferred local merchant. Minimum orders apply to all Home delivery orders, for full details please contact our sales team on **0345 30 20 700**.

\*Subject to availability and working days.



Look for this logo for our products available via home delivery.











# MARSHALLS BESPOKE STONE SERVICES

## Create exceptional and individual features for your garden

Taking our commitment to individuality a step further, our new Bespoke Service has been developed to enable you or your installer to commission unique, made to measure garden features using natural materials.

The Marshalls Bespoke Service encourages a more creative look at our sandstone, granite and marble products. With our help, you can commission any design, shape or size to create paved areas, individual walling, copings and steps through to feature pieces to complement and enhance your garden design. The end result is a truly unique proposition, giving garden designers and homeowners the freedom to innovate.

## Using Marshalls Bespoke Service

Our Bespoke team will turn your original concept and design into a detailed and technical CAD drawing so you can visualise your creation.

Your project will then be brought to life using the latest in technology and stone masonry.

To take advantage of the Bespoke Service, contact the Marshalls Team on 0345 30 40 707. Our specialists will guide you through the process and make your ideas a reality.





ARTIFICIAL GRASS



# A PERFECT LAWN ALL YEAR ROUND

If you're looking for a beautiful lawn with minimal maintenance,  
Marshall's Always Green® Artificial Grass is the ideal choice

## BENEFITS OF ARTIFICIAL GRASS OVER TURF

- ✓ *Looks perfect all year round*
- ✓ *Friendly for pets and children*
- ✓ *Low maintenance*
  - no more mowing
  - no more mud
  - no fertilizer needed
- ✓ *No grass pollen*
- ✓ *Permeable*



**NATURAL GRASS**

**Vs**



**ARTIFICIAL GRASS**

## 10 YEAR GUARANTEE

After investing in your artificial grass, we want you to be able to enjoy your lawn time after time. Our 10 year guarantee ensures you're protected against the following:

### • FILAMENT LOSS

Excess loss of individual filaments over time – so the kids can play all day long without affecting the final finish.

### • TUFT LOSS

Excess loss of tufts over time – so your pets can scratch at your lawn but large clumps of grass won't come out.

### • UV DEGRADATION

Excess reduction in colour of the overall grass over time – so you can enjoy your lawn for years to come.

# AVOID DISAPPOINTMENT SPECIFY THE GRASS STANDARD



Our Grass Standard covers all the areas you need to look at when considering your artificial grass purchase and to help you avoid low quality foreign imports. The "Grass Standard" sets the benchmark for quality, performance, comfort and value in artificial grass.

## See our Grass Standard in action...



### MARSHALLS GRASS

Marshalls grass includes 100% latex backing which is more flexible, making it easier to work with and longer lasting.



### COMPETITOR GRASS

Not all products contain 100% latex backing resulting in a more complex install and the grass may start to crack and break up causing failure.

- ✓ **Always Green is Made in Britain** reducing our carbon footprint.
- ✓ **Always Green has a realistic look of genuine grass** due to its unique yarn mix and stitch rate, giving it real body, vital for the realistic look of grass.
- ✓ **Always Green yarns are made from 100% polyethylene** which creates a soft feel yet sturdy structure to maximise 'bouncebackability' ideal for kids and pet play. Cheaper artificial grasses tend to add less expensive polypropylene into their blend, leaving a coarse, plastic feel.
- ✓ **Always Green is tested to rigorous durability standards** certified to meet the strict criteria of professional sporting organisations such as FIFA, the IRB and FIH.
- ✓ **Always Green is guaranteed against UV damage for 10 years** exceeding EU standards and staying soft and looking good for longer. Lower quality artificial grass becomes brittle and misshapen after long exposure to the sun.
- ✓ **Always Green uses a high quality backing cloth** to ensure that once laid the artificial grass stitches remain supple and strong and can withstand rigorous domestic use.
- ✓ **Always Green uses premium quality latex coated backing** making it strong enough to handle sustained activity yet eliminate movement and slippage. Inferior products will often resort to using fillers to add weight, compromising their product durability.



# SUMMER LAWN



## Summer Lawn

Also shown: Stoneface Drystack Veneer.

Design & Install by Stonecraft Landscape & Design, Blackpool.



30mm pile



26mm pile



22mm pile

## Delivers a natural look to your lawn

Summer Lawn is designed to perfectly replicate natural grass. The light reflection technology, jute colours in the textured thatch layer and soft polyethylene yarns make it look and feel extremely realistic.

Always Green® Artificial Grass	Pile Height mm	Width m	Length m	Pile and Thatch
Summer Lawn	30	4	25	100% Polyethylene
	26			
	22			

Always Green is supplied in 4m widths and can be cut to any length up to 25m\*.

\*Minimum of 8sqm and cut the nearest 1sqm length after that.

A range of Always Green accessories and Shock Pads are also available.

### Visit our website for more information

All products come with specific installation guidelines. See p173 for additional product notes or contact our technical team on 0370 411 2233.



££  
MID RANGE



www.marshalls.co.uk/gardens-and-driveways



# VILLAGE GREEN



30mm pile



26mm pile

## For a dense vibrant, evergreen finish

A green textured polyethylene thatch layer adds a more vibrant evergreen appearance to your artificial lawn, whilst still remaining soft and natural looking.

Always Green® Artificial Grass	Pile Height mm	Width m	Length m	Pile and Thatch
Village Green	30	4	25	100% Polyethelyne
	26			

Always Green is supplied in 4m widths and can be cut to any length up to 25m\*.

\*Minimum of 8sqm and cut the nearest 1sqm length after that.

A range of Always Green accessories and Shock Pads are also available.

### Visit our website for more information

All products come with specific installation guidelines. See p173 for additional product notes or contact our technical team on 0370 411 2233.



££  
MID RANGE



# PLAYING FIELD



## Playing Field

Design & Install by Waterdale Landscapes, York.

## The perfect surface for play

Developed specifically with the rough and tumble of child's play in mind. Built to FIFA standards the yarn is not only durable but slide friendly and simply great to play on.

Always Green® Artificial Grass	Pile Height mm	Width m	Length m	Pile and Thatch
Playing Field	22	4	25	100% Polyethylene

Always Green is supplied in 4m widths and can be cut to any length up to 25m\*.

\*Minimum of 8sqm and cut the nearest 1sqm length after that.

A range of Always Green accessories and Shock Pads are also available.

### Visit our website for more information

All products come with specific installation guidelines. See p173 for additional product notes or contact our technical team on 0370 411 2233.



££  
MID RANGE







# GARDEN PAVING

Riven Harena  
Golden Sand Multi



# THE BEST PRODUCTS DESERVE THE BEST **INSTALLATION...**

Selecting the right paving products to create the desired effect should not be the only consideration when planning your garden landscaping project. What lies beneath your patio is as important, if not more important than the finished layer.

Where the sub-base is installed incorrectly or is insufficient to support the chosen product, this is what will happen to your investment...




Spot bedding giving poor support



Poor bedding layer



Spot bed draw through the product



**CHOOSE A MARSHALLS  
REGISTER INSTALLER**

Marshalls Register members are assessed on a regular basis to ensure they install our products correctly, giving you your dream patio which will enhance your property into the future. That's why **99% of people who use a Register Member would recommend them to a friend.\***

To find your local member please visit  
[www.marshalls.co.uk/findaninstaller](http://www.marshalls.co.uk/findaninstaller)

\*Data analysis from Customer Feedback Forms, includes the period up to and including September 2017.

# SHOP BY COLOUR - PAVING

Most people have in mind a colour palette for their project, irrespective of material or texture. Here you can choose your paving products using this useful colour chart grouped by colour tone.

## Key

Also available as:


Borders **B**   Coping **C**   Driveways **D**   Edging **E**   Jumbo **J**   King Size **K**   Linear **L**   Pavers **P**   Steps **S**   Walling **W**

## NATURAL STONE

LAZARO MARBLE, Ocean — p31  
**S**



NATURAL SLATE, Blue — p47 NEW



GRANITE ECLIPSE, Graphite — p37  
**S**



CASARTA SLATE, Silver Grey — p39  
**S**



ANTIQUE ALVERNO, Silver Birch Multi — p43



LIMESTONE ALURI, Charcoal — p49



FLAMED NARIAS, Silver Birch Multi — p34



SYLVERN, Grey — p48



CASARTA SLATE, Black — p39  
**S**



GRANITE ECLIPSE, Dark — p37  
**D S**



CAPLETON, Manor — p35  
**S P**





INDIAN SANDSTONE RIVEN, Grey Multi — p50  
C



GRANITE ECLIPSE, Light — p37  
D S



INDIAN SANDSTONE RIVEN, Brown Multi — p50  
C



RIVEN HARENA, Autumn Bronze Multi — p45  
C K L



RIVEN HARENA, Silver Birch Multi — p45  
C K L



TOWNGATE, Grey Multi — p40



ANTIQUE ALVERNO, Golden Sand Multi — p43



FLAMED NARIAS, Autumn Bronze Multi — p34  
C



ALVANLEY PAVERS, Silver Blend — p41



CHAPELGATE — p38



ANTIQUE ALVERNO, Autumn Bronze Multi — p43



RIVEN HARENA, Golden Sand Multi — p45  
W



ANTIQUE ALVERNO, Silver Limestone Multi — p43



SCOUTMOOR, Rustic — p30



INDIAN SANDSTONE RIVEN, Buff Multi — p50  
C



SAWN VERSURO, Autumn Bronze Multi — p33  
B C J K L S W



LIMESTONE ALURI, Rustic Ochre Multi — p49



SAWN VERSURO, Caramel Cream Multi — p33

B C J K L S W




CAPLETON, Grange — p35

S P



SYMPHONY MATTE, Graphite — p63 NEW



SAWN VERSURO, Golden Sand Multi — p33

B C J K L S W



TOWNGATE, Brown Multi — p40



LAZARO MARBLE, Pearl — p31



SYMPHONY PLUS CLASSIC, Stone Black — p52 NEW



SCOUTMOOR, Diamond Sawn — p30



TOWNGATE, Buff Multi — p40



## PORCELAIN PAVING

SYMPHONY PLANKS, Char — p61

S



SAWN VERSURO, Antique Silver Multi — p33


B C J K L S W



ALVANLEY PAVERS, Buff Blend — p41



SYMPHONY CLASSIC, Black — p59




SYMPHONY TUMBLED, Storm — p64





SYMPHONY NATURAL, Basalt — p57



SYMPHONY CLASSIC, Blue — p59



SYMPHONY PLUS CLASSIC, Stone Dark Grey — p52 NEW




ARRENTO, Black — p65



SYMPHONY PLUS NATURAL, Thunder — p53 NEW



SYMPHONY URBAN, Steel — p60



SYMPHONY PLUS PLANKS, Wychwood — p55 NEW



SYMPHONY NATURAL, Copper — p57



SYMPHONY TUMBLED, Rosso — p64



SYMPHONY PLUS PLANKS, Charnwood — p55 NEW



SYMPHONY TUMBLED, Argento — p64



ARRENTO, Bronze — p65



SYMPHONY CLASSIC, Blauw — p59



SYMPHONY CLASSIC, Grey — p59



SYMPHONY PLUS CLASSIC, Stone Light Grey — p52 NEW



SYMPHONY URBAN, Ash — p60



SYMPHONY NATURAL, Emperador — p57 NEW



SYMPHONY URBAN, Stone — p60 NEW




SYMPHONY PLUS URBAN, Smoke — p54 NEW



SYMPHONY MATTE, Carbon — p63 NEW



ARRENTO, Grey — p65



SYMPHONY PLUS URBAN, Asphalt — p54  
NEW



SYMPHONY TUMBLED, Smoke — p64



SYMPHONY PLUS PLANKS, Sherwood —  
p55 NEW




SYMPHONY PLUS NATURAL, Haze —  
p53 NEW



SYMPHONY PLUS URBAN, Putty — p54  
NEW



ARRENTO, Silver — p65



SYMPHONY MATTE, Deco — p63 NEW



SYMPHONY PLANKS, Hampton — p61  
NEW



SYMPHONY PLUS NATURAL, Mist — p53  
NEW



SYMPHONY PLUS URBAN, Sandstorm —  
p54 NEW



SYMPHONY PLANKS, Birch — p61



SYMPHONY PLANKS, Cherry — p61



SYMPHONY TUMBLED, Bronze — p64



SYMPHONY PLANKS, Oak — p61



SYMPHONY TUMBLED, Gold — p64



SYMPHONY NATURAL, Senna — p57



SYMPHONY PLANKS, Corrado — p61 NEW



SYMPHONY CLASSIC, Buff — p59



SYMPHONY URBAN, Clay — p60 NEW





# CONCRETE PAVING

SYMPHONY NATURAL, Ivory — p57



SYMPHONY CLASSIC, Barley — p59



ARRENTO, Beige — p65



ARRENTO, Cream — p65



UTILITY, Pendle, Charcoal — p80 NEW



ARGENT, Dark Coarse — p69  
C D E L W



ARGENT, Dark Smooth — p69  
L



ARGENT, Smooth Luna — p69 NEW



HERITAGE, Old Yorkstone — p71  
C



COACH HOUSE, Pennant — p70



FIRESTONE, Dusk — p77



UTILITY, Richmond/Pendle Natural — p80  
PB



ARGENT, Light Smooth — p69  
L



ARGENT, Light Coarse — p69  
D E L W



PERFECTA, Natural — p76



WOODSTONE SLEEPER, Driftwood — p73



COACH HOUSE, Heathland — p70



WOODSTONE SLEEPER, Coppice Brown — p73



ORGANA, Hessian — p67



FIRESTONE, Autumn — p77



HERITAGE, Weathered Yorkstone — p71

C



FIRESTONE, Sunrise — p77



UTILITY, Richmond/Pendle Buff — p80

PB



REGENT, Buff — p78

PB



TEXTURED UTILITY, Buff — p79

PB



TEXTURED UTILITY, Natural — p79

PB



HERITAGE, Yorkstone — p71

C



PERFECTA, Buff — p76



SAXON, Buff — p75



FIRESTONE, Fired York — p77



ORGANA, Linen — p67



ORGANA, Cotton — p67



SAXON, Natural — p75



To find your local  
Register Member  
please visit  
[www.marshalls.co.uk/findaninstaller](http://www.marshalls.co.uk/findaninstaller)



# NATURAL STONE

AUTHENTIC  
CHARACTER  
& CHARM

---

Granite Eclipse  
Light and Dark



**Scoutmoor**  
Diamond Sawn  
Design & Install By Botanica Garden Design, Wirral.

# SCOUTMOOR®

Premium British Yorkstone



**Diamond Sawn**

**Rustic**

## Exclusive and Iconic British Yorkstone

Exclusive to Marshalls, sourced from our very own quarry and manufactured at one of our many sites in Britain. This stunning, premium British Yorkstone features in many iconic and prestigious locations across the UK, including Trafalgar Square. Scoutmoor is predominantly blue/grey in colour with sweeping variable brown bands and is available in two finishes; smooth diamond sawn or rustic, with a lightly flamed surface texture for a more traditional reclaimed stone look.

### Pack Sizes

Dimensions  
in millimetres:

Colours:

**Project Pack** - 18m<sup>2</sup> coverage

600 x RL\* x 20

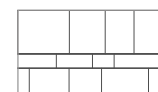
**15 linear metres**  
per pack

400 x RL\* x 20

**15 linear metres**  
per pack

200 x RL\* x 20

**15 linear metres**  
per pack



\*RL = Random lengths. This 18m<sup>2</sup> pack is made up of random length pieces between 300 – 900mm

### Complete this look

Bespoke p12, slurry back natural stone to increase adhesion and prevent staining.

### Visit our website for more information

All products come with specific installation guidelines. See p173 for additional product notes or contact our technical team on 0370 411 2233.

✓ Available via order select, see pg 178







**Lazaro Marble**  
Pearl  
Design & Install by Perfect Paving, Keston.

# LAZARO MARBLE®

Premium Grade Marble



Pearl

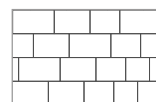
Ocean

## Classic elegance in iconic marble

This marble paving adds a timeless beauty to properties of any style, with veining and white mottling adding to the charm of this iconic stone. A sawn and gently tumbled finish promotes a subtle slip-resistant finish, why not indulge with this beautiful classic stone.

### Pack Sizes

**Project Pack** - 12.32m<sup>2</sup> coverage



700 x 400 x 30

600 x 400 x 30

500 x 400 x 30

400 x 400 x 30

Dimensions  
in millimetres:

**14**  
per pack

**14**  
per pack

**14**  
per pack

**14**  
per pack

Colours:

All

### Complete this look

Steps p144, slurry back natural stone to increase adhesion and prevent staining.

### Visit our website for more information

All products come with specific installation guidelines. See p173 for additional product notes or contact our technical team on 0370 411 2233.



✓ Available via order select, see pg 178



## Sawn Versuro Jumbo

Golden Sand Multi

Design & Install by Greystone Buildings and Landscaping Ltd, Cheshire.

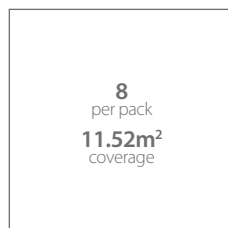
## Pack Sizes

Dimensions  
in millimetres:

Colours:

### Jumbo Single Size Pack

1200 x 1200 x 22



All

### King Size Single Size Packs

1250 x 750 x 22



All

1000 x 750 x 22



750 x 750 x 22




### Standard Single Size Packs

845 x 560 x 22



All

560 x 560 x 22



560 x 275 x 22



## Complete this look

Steps p144, Walling p126, Borders and Edges p148, Bespoke p12, slurry back natural stone to increase adhesion and prevent staining.

## Visit our website for more information

All products come with specific installation guidelines. See p173 for additional product notes or contact our technical team on 0370 411 2233.





## Luxury natural stone with an innovative finish

The Sawn Versuro collection is carefully hand selected from only the finest Indian Sandstone. This versatile range combines aspirational looks and performance with durability and elegance. Its innovative finish brings to life the charm and characteristics of this natural stone. Choose from paving and walling, to coping, edging and steps.

# SAWN VERSURO®

Ethically Sourced Sandstone



Caramel  
Cream Multi

Autumn  
Bronze Multi

Antique  
Silver Multi


Golden  
Sand Multi

**Linear** Single Size Pack -  
11.8m<sup>2</sup> coverage



All

**Project Pack** - 11.26m<sup>2</sup> coverage



All

Bespoke services available using Sawn Versuro stone, call us on 0345 30 40 707 for more information




✓ Available via order select, see pg 178



**Flamed Narias**  
Autumn Bronze Multi  
Design & Install by Perfect Paving, Keston.

# FLAMED NARIAS®

Ethically Sourced Sandstone



**Autumn Bronze**  
Multi

**Silver Birch**  
Multi

## Eye-catching and strong natural sandstone

This quality natural sandstone is flame finished to enhance the natural colour found within the stone, which in turn, provides a unique and distinct character. Taken from exceptionally dense sandstone to ensure durability and lasting good looks. Available in two colour shades with a lightly textured surface for slip resistant practicality.

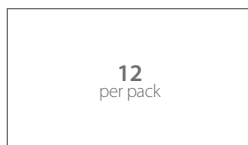
### Pack Sizes

**Project Pack** - 13.50m<sup>2</sup> coverage

Dimensions  
in millimetres:

Colours:

775 x 450 x 22



**12**  
per pack

675 x 450 x 22



**12**  
per pack

575 x 450 x 22

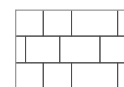


**12**  
per pack

475 x 450 x 22



**12**  
per pack



### Complete this look

Slurry back natural stone to increase adhesion and prevent staining.

### Visit our website for more information

All products come with specific installation guidelines. See p173 for additional product notes or contact our technical team on 0370 411 2233.

✓ Available via order select, see pg 178



**££££**  
LUXURY





Capleton Pavers & Bullnose Step  
Manor

# CAPLETON®

Ethically Sourced Limestone



## Natural Limestone range with unrivalled warmth and character

The natural variations and inclusions found in this Portuguese Limestone provide unrivalled warmth and character. With coordinating paving, pavers and steps, this range is sure to add a prestigious look and feel to any garden.

### Pack Sizes

Dimensions  
in millimetres:

Colours:

#### Project Pack - 12m<sup>2</sup> coverage

800 x 500 x 30

8  
per pack

700 x 500 x 30

8  
per pack

600 x 500 x 30

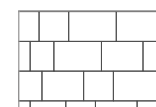
8  
per pack

500 x 500 x 30

8  
per pack

500 x 400 x 30

8  
per pack



#### Pavers Single Size Pack - 12.6m<sup>2</sup> coverage

300 x 100 x 30

420  
per pack

All

### Complete this look

Steps p144, slurry back natural stone to increase adhesion and prevent staining.

### Visit our website for more information

All products come with specific installation guidelines. See p173 for additional product notes or contact our technical team on 0370 411 2233.



£££  
PREMIUM

✓ Available via order select, see pg 178



## Granite Eclipse

Dark

Also shown: Light Border, Summer Lawn, Drystack Veneer Walling.  
Design & Install by R&A Garden Landscapes, Birmingham.

## Pack Sizes

Dimensions  
in millimetres:

Colours:

### Single Size Packs

1206 x 600 x 30

**16**  
per pack  
**11.58m<sup>2</sup>**  
coverage

903 x 600 x 25

**25**  
per pack  
**13.55m<sup>2</sup>**  
coverage

600 x 600 x 25

**50**  
per pack  
**18m<sup>2</sup>**  
coverage

600 x 297 x 25

**100**  
per pack  
**17.8m<sup>2</sup>**  
coverage

800 x 200 x 25

**30**  
per pack  
**4.8m<sup>2</sup>**  
coverage

All

## Complete this look

Steps p144, slurry back natural stone to increase adhesion and prevent staining.

## Visit our website for more information

All products come with specific installation guidelines. See p173 for additional product notes or contact our technical team on 0370 411 2233.



# GRANITE ECLIPSE®

Premium Grade Granite



Light

Dark

Graphite

## Granite Eclipse

Dark

Also shown: Light Border, Summer Lawn, Drystack Veneer Walling.  
Design & Install by R&A Garden Landscapes, Birmingham.

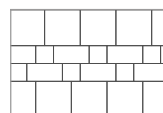
## Clean cut with a contemporary look

A modern and stylish patio product with a lightly flamed surface texture offering excellent slip-resistant properties. This fine surfaced granite guarantees precision, durability and consistent good looks. Create a truly bespoke look through blending the wide range of different sizes and complementary colours.

Granite Eclipse® Dark features natural veining throughout, giving beautiful character to this natural stone.

### Project Pack - 17.88m<sup>2</sup> coverage

600 x 600 x 25



**24**  
per pack

600 x 297 x 25

**35**  
per pack

297 x 297 x 25

**34**  
per pack

All

✓ Available via order select, see pg 178



**£££**  
PREMIUM



Chapelgate

# CHAPELGATE®

Ethically Sourced Sandstone



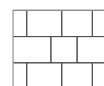
Chapelgate

## Ethically sourced sandstone with a traditional reclaimed look

With a traditional riven finish that's been partially polished, Chapelgate offers the look and feel of reclaimed, age worn stone. The inherent colour of the stone has been finished with a colour enhancer to preserve the aged aesthetic.

### Pack Sizes

**Project Pack** - 15.7m<sup>2</sup> coverage



845 x 560 x 22

750 x 560 x 22

655 x 560 x 22

560 x 560 x 22

Dimensions  
in millimetres:

**10**  
per pack

**10**  
per pack

**10**  
per pack

**10**  
per pack

Colours:

All

### Complete this look

Slurry back natural stone to increase adhesion and prevent staining.

### Visit our website for more information

All products come with specific installation guidelines. See p173 for additional product notes or contact our technical team on 0370 411 2233.

✓ Available via order select, see pg 178



**£££**  
PREMIUM





### Casarta Slate

Silver Grey

Also shown: Sawn Versuro Walling plus Sawn Versuro Paving as coping.  
Design & Install by All Seasons Landscapes, Stockton-on-Tees.

# CASARTA SLATE®

Ethically Sourced  
Premium Grade Slate



Silver Grey

Black

## Premium and contemporary Brazilian Slate

A beautiful large format, high quality slate from Brazil which imparts a luxurious contemporary look. This naturally clean splitting slate has a gentle riven surface texture and is hand selected for colour consistency. Three large sizes can be laid in a random or regular pattern for an ultra modern look.

### Pack Sizes

Dimensions  
in millimetres:

Colours:

#### Single Size Packs

800 x 800 x 20

25  
per pack  
**16m<sup>2</sup>**  
coverage

800 x 395 x 20

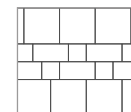
50  
per pack  
**15.8m<sup>2</sup>**  
coverage

395 x 395 x 20

100  
per pack  
**15.6m<sup>2</sup>**  
coverage

All

#### Project Pack - 17.79m<sup>2</sup> coverage



600 x 600 x 20

24  
per pack

600 x 295 x 20

35  
per pack

295 x 295 x 20

34  
per pack

All

### Complete this look

Steps p144, slurry back natural stone to increase adhesion and prevent staining.

### Visit our website for more information

All products come with specific installation guidelines. See p173 for additional product notes or contact our technical team on 0370 411 2233.

✓ Available via order select, see pg 178



**£££**  
PREMIUM



Towngate  
Buff Multi  
Design & Install by PBC Landscapes, Aylesbury.

# TOWNGATE

Ethically Sourced Sawn Sandstone



Brown Multi

Buff Multi

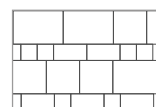
Grey Multi

A value range with the charm and character of natural stone

This value range of sawn sandstone still provides the charm and character of natural stone, ethically sourced and covered by the Marshalls Stone Standard. Towngate is loosely colour selected, resulting in a more random colour variation once installed.

## Pack Sizes

**Project Pack** - 11.26m<sup>2</sup> coverage



845 x 560 x 22

560 x 560 x 22

560 x 275 x 22

275 x 275 x 22

Dimensions  
in millimetres:

**10**  
per pack

**13**  
per pack

**11**  
per pack

**10**  
per pack

Colours:

All

## Complete this look

Slurry back natural stone to increase adhesion and prevent staining.

## Visit our website for more information

All products come with specific installation guidelines. See p173 for additional product notes or contact our technical team on 0370 411 2233.



**£££**  
PREMIUM





**Alvanley Pavers**  
Silver Blend  
Design & Install by Signature Landscapes Design & Build, Altrincham.

## Pack Sizes

Dimensions  
in millimetres:

Colours:

**Single Size** Pack - 18m<sup>2</sup> coverage

300 x 100 x 22

**600**  
per pack

All

## Complete this look

Slurry back natural stone to increase  
adhesion and prevent staining.

## Visit our website for more information

All products come with specific installation guidelines. See p173 for  
additional product notes or contact our technical team on 0370 411 2233.

# ALVANLEY PAVERS®

Ethically Sourced Sandstone



Buff Blend

Silver Blend

## Endless design capabilities with character and charm

Designed for patios, paths or for detailing edgings. The  
subtle blend of colour variation and tumbled edges  
provide these pavers with its character and charm.  
These pavers offer technically superior performance and  
provide a unique and luxurious finish to any space.

✓ Available via order select, see pg 178



**£££**  
PREMIUM





### **Antique Alverno Paving**

Silver Birch Multi

**Also shown:** Edged With Drivesett Tegula. Walling is Old Mill Brick.  
Design & Install by Classic Paving, Cheshire.

### ***Complete this look***

Slurry back natural stone to increase adhesion and prevent staining.

### **Visit our website for more information**

All products come with specific installation guidelines. See p173 for additional product notes or contact our technical team on 0370 411 2233.



# ANTIQUE ALVERNO®

Ethically Sourced Stone



Antique Alverno  
Silver Birch Multi



Autumn Bronze  
Multi

Silver Birch  
Multi

Golden Sand  
Multi

Silver Limestone  
Multi

## Beautiful aged finish for added character

Antique premium quality stone with rich natural colour, designed to add character to any garden. This ethically sourced natural stone is specially processed to achieve a subtly distressed finish with soft, timeworn edges. Carefully hand selected for consistency of natural colour.

### Pack Sizes

Dimensions  
in millimetres:

Colours:

**Project Pack** - 15.53m<sup>2</sup> coverage

845 x 560 x 22

**4**  
per pack

702 x 560 x 22

**6**  
per pack

560 x 560 x 22

**8**  
per pack

560 x 417 x 22

**6**  
per pack

417 x 417 x 22

**16**  
per pack

560 x 275 x 22

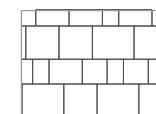
**12**  
per pack

417 x 275 x 22

**16**  
per pack

275 x 275 x 22

**12**  
per pack



✓ Available via order select, see pg 178



**£££**  
PREMIUM



## Riven Harena Paving

Golden Sand Multi

Design & Install by P&K Landscape & Buildings Solutions, Haddington.

## Pack Sizes

Dimensions  
in millimetres:

Colours:

### Single Size Pack

- 18.98m<sup>2</sup> coverage

1130 x 560 x 22



All

### Project Pack - 16.87m<sup>2</sup> coverage

845 x 560 x 22



All

560 x 560 x 22



24  
per pack

560 x 275 x 22

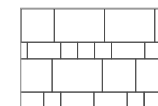


12  
per pack

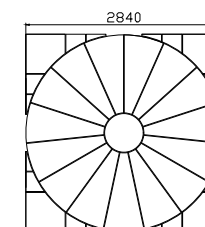
275 x 275 x 22



24  
per pack



### 2 Ring Circle Pack - 6.34m<sup>2</sup> coverage



No. items  
per pack

16 per pattern  
4 patterns/pack

All

## Complete this look

Bespoke p12, slurry back natural stone to increase adhesion and prevent staining.

## Visit our website for more information

All products come with specific installation guidelines. See p173 for additional product notes or contact our technical team on 0370 411 2233.



# RIVEN HARENA

Ethically Sourced Stone



**Riven Harena Circle**

Silver Birch Multi

Also shown: Drystack Veneer Walling.

Design & Install by S M Bennett Creations, Colne.



**Golden Sand Multi (GSM)**

**Autumn Bronze Multi (ABM)**

**Silver Birch Multi (SBM)**

## Hand selected for a consistent colour blend

Superior quality, ethically sourced natural sandstone. This naturally split stone provides a beautiful riven surface adding texture and character to your patio. Available in three subtle shades, hand selected for colour purity and consistency, with sawn finished edges and a variety of shapes available, this range offers a wealth of creativity.

### Corner Infill Squaring Off Kits - 1.73m<sup>2</sup> coverage

Size mm (nominal)	No. items per pack
4 x 5 items*	20

All

### Linear Project Pack - 15m<sup>2</sup> coverage

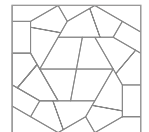
1200 x 300 x 22	1200 x 200 x 22
<b>25</b> per pack	<b>25</b> per pack

All

### Kaleidoscope Paving Pack

	Size mm (nominal)	No. items per pack	m <sup>2</sup> /pack
Paving	various x 22	16 per pattern 4 pattern per pack	10.64
Squaring Off Pack	various x 22	10	1.15

ABM, SBM



\*See marshalls.co.uk for a selection of laying patterns.

\* see pg173 notes, on circle diagram

✓ Available via order select, see pg 178 (excluding Corner Infill and Linear Project Pack)



**££**  
MID RANGE



Natural Slate  
Blue

### *Complete this look*

Slurry back natural stone to increase adhesion and prevent staining.

### **Visit our website for more information**

All products come with specific installation guidelines. See p173 for additional product notes or contact our technical team on 0370 411 2233.





## Traditional slate with a modern blue twist

The beautiful riven surface of this slate is achieved during the natural splitting process, which is expertly done by skilled stonemasons. The rich aesthetic, deep blue grey colour and sawn edges make this a most striking landscaping product.

# NATURAL SLATE NEW

## Premium Grade Slate



Blue

### Pack Sizes

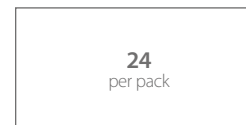
Dimensions  
in millimetres:

#### Project Pack - 14.98m<sup>2</sup> coverage

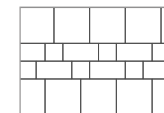
600 x 600 x \*



600 x 295 x \*



295 x 295 x \*



\*Due to naturally splitting surface, thickness is between 18-24mm.

✓ Available via order select, see pg 178



££  
MID RANGE



**Sylvern**  
Also shown: Capleton pavers.  
Design & Install by H G Landscapes, Milton Keynes.

# SYLVERN®

Ethically Sourced Limestone



## Unique colour variation and character

This superb, durable Limestone provides a warm grey colour variation and a unique character that can only be found in natural stone. The naturally split surface of this stone is subject to a secondary process that provides an attractive clean finish, this coupled with crisp sawn edges is what lends this product to both traditional and contemporary designs.

### Pack Sizes

Dimensions  
in millimetres:

#### Single Size Packs

845 x 560 x 22

**25**  
per pack  
**11.83m<sup>2</sup>**  
coverage

560 x 560 x 22

**50**  
per pack  
**15.68m<sup>2</sup>**  
coverage

560 x 275 x 22

**100**  
per pack  
**15.4m<sup>2</sup>**  
coverage

275 x 275 x 22

**100**  
per pack  
**7.56m<sup>2</sup>**  
coverage

#### Project Packs - 15.25m<sup>2</sup> coverage

845 x 560 x 22

**15**  
per pack

560 x 560 x 22

**15**  
per pack

560 x 275 x 22

**15**  
per pack

275 x 275 x 22

**15**  
per pack



### Complete this look

Slurry back natural stone to increase adhesion and prevent staining.

### Visit our website for more information

All products come with specific installation guidelines. See p173 for additional product notes or contact our technical team on 0370 411 2233.

✓ Available via order select, see pg 178



**££**  
MID RANGE





**Limestone Aluri Paving**  
Rustic Ochre Multi  
Design & Install by PJB Groundworks Ltd. Darlington.

# LIMESTONE ALURI®

Premium Grade Limestone



**Rustic Ochre Multi (ROM)**

**Charcoal (CL)**

## Naturally textured limestone

The beautiful, natural texture of ethically sourced Limestone Aluri creates a truly unique finish in any setting. The inherent characteristics and veining in Limestone Aluri creates stunning individual character. Available in two striking colourways.

### Pack Sizes

Dimensions  
in millimetres:

Colours:

### Single Size Packs

845 x 560 x 22

**35**  
per pack  
**16.56m<sup>2</sup>**  
coverage

560 x 560 x 22

**60**  
per pack  
**18.82m<sup>2</sup>**  
coverage

CL

### Project Pack - 11.25m<sup>2</sup> coverage

845 x 560 x 22/25\*

**9**  
per pack

All

560 x 560 x 22/25\*

**8**  
per pack

560 x 417 x 22/25\*

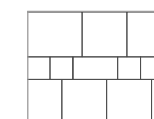
**10**  
per pack

560 x 275 x 22/25\*

**10**  
per pack

275 x 275 x 22/25\*

**8**  
per pack



\*Please note, Charcoal is calibrated to 22mm thickness and Rustic Ochre Multi is calibrated to 25mm.

### Complete this look

Slurry back natural stone to increase  
adhesion and prevent staining.

### Visit our website for more information

All products come with specific installation guidelines. See p173 for  
additional product notes or contact our technical team on 0370 411 2233.



**££**  
MID RANGE



Indian Sandstone Riven

Brown Multi

Design & Install by P & K Landscape & Building Solutions, Haddington.

# INDIAN SANDSTONE RIVEN

Paving



Grey Multi

Buff Multi

Brown Multi

## Value sandstone paving

Our ethically sourced Indian Sandstone is a budget range of natural stone with a calibrated thickness. Whilst the colour blend is more random, it still has the charm of natural stone at an affordable price. Be creative with this product to design a unique look.

### Pack Sizes

Dimensions  
in millimetres:

Colours:

#### Single Size Packs

845 x 560 x 22

37  
per pack  
17.5m<sup>2</sup>  
coverage

560 x 560 x 22

64  
per pack  
20.1m<sup>2</sup>  
coverage

560 x 275 x 22

128  
per pack  
19.7m<sup>2</sup>  
coverage

275 x 275 x 22

128  
per pack  
9.7m<sup>2</sup>  
coverage

All

#### Project Pack - 15.23m<sup>2</sup> coverage

845 x 560 x 22

12  
per pack

560 x 560 x 22

12  
per pack

560 x 417 x 22

12  
per pack

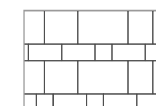
560 x 275 x 22

13  
per pack

275 x 275 x 22

13  
per pack

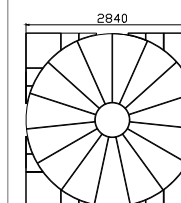
All



#### 2 Ring Circle Pack -

6.3m<sup>2</sup> coverage\*

2840 dia, 37 items per pack



All

\*1 centre stone, 12 inner ring, 24 outer ring.

### Complete this look

Slurry back natural stone to increase adhesion and prevent staining.

### Visit our website for more information

All products come with specific installation guidelines. See p173 for additional product notes or contact our technical team on 0370 411 2233.





# PORCELAIN PAVING

SERIOUSLY LOW  
MAINTENANCE

SYMPHONY® Urban  
Steel  
Also shown: Alvanley Pavers





SYMPHONY® PLUS Classic  
Stone Light Grey

# SYMPHONY® **NEW** PLUS CLASSIC



Stone Black

Stone  
Dark Grey

Stone  
Light Grey

## Contemporary design to suit all projects

The classic range is comprised of three popular colours and one traditional size.

The design detail of the porcelain tile and plan size of this range have been selected to allow for both contemporary and traditional designs.

The innovative design and construction of our SYMPHONY® Plus range means it can be laid on a flexible bed, which reduces installation time significantly.

### Pack Sizes

**Single Size** Pack - 10.07m<sup>2</sup> coverage

600 x 600 x 40

Dimensions  
in millimetres:

**28**  
per pack

Colours:

All

10mm porcelain

30mm concrete



**Complete this look**  
Joining p151

### Visit our website for more information

All products come with specific installation guidelines. See p173 for additional product notes or contact our technical team on 0370 411 2233.



Visit Marshalls  
YouTube channel to  
view the porcelain  
installation video

✓ Available via order select, see pg 178







SYMPHONY® PLUS Natural  
Mist

# SYMPHONY® **NEW** PLUS NATURAL



Mist

Haze

Thunder

## Low maintenance natural stone look

Three individual cool grey colours each with aesthetics representative of beautiful natural stone.

The two sizes available will allow this range to be used in a multitude of designs.

The innovative design and construction of our SYMPHONY® Plus range means it can be laid on a flexible bed, which reduces installation time significantly.

### Pack Sizes

Dimensions  
in millimetres:

Colours:

### Single Size Packs

1200 x 600 x 40

**15**  
per pack  
**10.79m<sup>2</sup>**  
coverage

600 x 600 x 40

**28**  
per pack  
**10.07m<sup>2</sup>**  
coverage

10mm porcelain

30mm concrete



**Complete this look**  
Jointing p151

### Visit our website for more information

All products come with specific installation guidelines. See p173 for additional product notes or contact our technical team on 0370 411 2233.



Visit Marshalls  
YouTube channel to  
view the porcelain  
installation video

✓ Available via order select, see pg 178





SYMPHONY® PLUS Urban  
Sandstorm

# SYMPHONY® **NEW** PLUS URBAN



Asphalt

Putty

Smoke

Sandstorm

## Modern aesthetics and colours for all designs

Purposefully chosen to suit a more contemporary setting, the colours, size and distinctive design of the urban range are ideal for those wanting to create a modern look.

The innovative design and construction of our SYMPHONY® Plus range means it can be laid on a flexible bed, which reduces installation time significantly.

### Pack Sizes

**Single Size** Pack - 9.62m<sup>2</sup> coverage

800 x 800 x 40

Dimensions  
in millimetres:



**15**  
per pack

Colours:

All

10mm porcelain

30mm concrete



**Complete this look**  
Joining p151

**Visit our website for more information**

All products come with specific installation guidelines. See p173 for additional product notes or contact our technical team on 0370 411 2233.



Visit Marshalls  
YouTube channel to  
view the porcelain  
installation video

✓ Available via order select, see pg 178







SYMPHONY® PLUS Plank  
Sherwood

# SYMPHONY® **NEW** PLUS PLANKS



Wychwood

Charnwood

Sherwood

## Wooden plank effect across contemporary colors

The SYMPHONY® Plus Planks range combines the benefits of using a porcelain product to achieve a timber deck aesthetic with ease of installation.

The realistic natural wood designs and colours will create a stunning look that can blend seamlessly from external to internal designs.

The innovative design and construction of our SYMPHONY® Plus range means it can be laid on a flexible bed, which reduces installation time significantly.

### Pack Sizes

**Single Size** Pack - 10.79m<sup>2</sup> coverage

Dimensions  
in millimetres:

1200 x 300 x 40

**30**  
per pack

Colours:

All

10mm porcelain

30mm concrete



**Complete this look**  
Joining p151

### Visit our website for more information

All products come with specific installation guidelines. See p173 for additional product notes or contact our technical team on 0370 411 2233.



Visit Marshalls  
YouTube channel to  
view the porcelain  
installation video

✓ Available via order select, see pg 178







SYMPHONY® Natural  
Copper

Design & Install by Harpenden Block Paving Co, Harpenden.

**Visit our website for more information**

All products come with specific installation guidelines. See p173 for additional product notes or contact our technical team on 0370 411 2233.



Visit Marshalls  
YouTube channel to  
view the porcelain  
installation video



# SYMPHONY® NATURAL

## Porcelain Paving



### SYMPHONY® Natural

Ivory

Also shown: Edged with Eclipse Granite Paving.

Design & Install by Stonecraft Landscape & Design, Ballam Oaks.



Emperor (E)  
**NEW**

Senna (SS)

Ivory (SI)

Basalt (SBT)

Copper (SC)

## Capturing the characteristics of natural stone

The Symphony Natural range offers designs that capture characteristics of natural stones, whilst boasting the benefits of a porcelain tile. These products are a perfect to use in those more shaded areas where natural stone may not be as well suited.

### Pack Sizes

Dimensions  
in millimetres:

Colours:

### Single Size Packs

1200 x 600 x 20

**26**  
per pack  
**18.72m<sup>2</sup>**  
coverage

SI, SC, SBT

900 x 600 x 20

**40**  
per pack  
**21.60m<sup>2</sup>**  
coverage

SS, E

600 x 600 x 20

**64**  
per pack  
**23.04m<sup>2</sup>**  
coverage

SS, SI, SC, SBT

### Project Pack - 16.89m<sup>2</sup> coverage

900 x 600 x 20

**13**  
per pack

SS, SI, SBT, SC

600 x 600 x 20

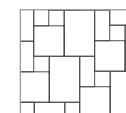
**18**  
per pack

600 x 300 x 20

**9**  
per pack

300 x 300 x 20

**19**  
per pack



\*NOTE: Sizes and coverage are those attained with a 5-8mm joint.

✓ Available via order select, see pg 178

To simplify installation, the correct amount of jointing compound is provided on all full pack orders of SYMPHONY® products.



www.marshalls.co.uk/gardens-and-driveways



## SYMPHONY® Classic

Barley

Also shown: Feature band and Pathway in SYMPHONY® Planks.

Top border, Natural Stone Setts, Sawn & Tumbled.

Design & Install by Garden TLC, Oldham.

## Pack Sizes

Dimensions  
in millimetres:

Colours:

### Single Size Packs

800 x 800 x 20

26  
per pack  
16.64m<sup>2</sup>  
coverage

1200 x 600 x 20

26  
per pack  
18.72m<sup>2</sup>  
coverage

600 x 600 x 20

64  
per pack  
23.04m<sup>2</sup>  
coverage

SB, SG, SBK

SBY, SBW, SBL

All

### Beta Project Packs - 16.16m<sup>2</sup> coverage

800 x 800 x 20

14  
per pack

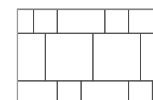
SB, SG, SBK

800 x 400 x 20

15  
per pack

400 x 400 x 20

15  
per pack



## Visit our website for more information

All products come with specific installation guidelines. See p173 for additional product notes or contact our technical team on 0370 411 2233.



Visit Marshalls  
YouTube channel to  
view the porcelain  
installation video



# SYMPHONY® CLASSIC

Porcelain Paving



Barley (SBY)

Buff (SB)

Grey (SG)

Blauw (SBW)

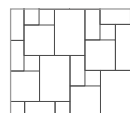
Blue (SBL)

Black (SBK)

## The original porcelain paving collection

High fidelity production provides all the advantages of a low maintenance paving with eye-catching elegance and contemporary designs that feature aesthetic patterns and textures. The porcelain process ensures reduced water absorption, less staining and cleaning underpinned with tough long lasting performance.

**Sigma Project Packs** - 16.89m<sup>2</sup> coverage



900 x 600 x 20

600 x 600 x 20

13  
per pack18  
per pack

600 x 300 x 20

300 x 300 x 20

9  
per pack19  
per pack

SBY, SBW, SBL

To simplify installation, the correct amount of jointing compound is provided on all full pack orders of SYMPHONY® products.

\*NOTE: Sizes and coverage are those attained with a 5-8mm joint.

✓ Available via order select, see pg 178





**SYMPHONY® Urban**  
Ash  
Design & Install by A Dunlop Landscapes, Prestwick.

# SYMPHONY® URBAN

## Porcelain Paving



Clay **NEW**

Stone

Ash

Steel

## A collection of contemporary porcelain products

The SYMPHONY® Urban range is designed to create an industrial and contemporary look, marrying modern design and sizes alongside the benefits of our classic porcelain paving.

SYMPHONY® Urban guarantees to provide a wow factor wherever it is used.

### Pack Sizes

**Single Size** Pack - 16.64m<sup>2</sup> coverage

800 x 800 x 20

Dimensions  
in millimetres:

**26**  
per pack

Colours:

All

**Visit our website for more information**

All products come with specific installation guidelines. See p173 for additional product notes or contact our technical team on 0370 411 2233.

\*NOTE: Sizes and coverage are those stated with a 5-8mm joint.

✓ Available via order select, see pg 178



Visit Marshalls  
YouTube channel to  
view the porcelain  
installation video







SYMPHONY® Planks  
Corrado

# SYMPHONY® PLANKS

Porcelain Paving



Hampton **NEW**

Corrado **NEW**

Birch

Cherry

Char

Oak

## A soft wooden plank look, that's serious about low maintenance

All the aesthetic benefits of wood planking with none of the associated performance issues, SYMPHONY® Planks Paving will not rot or splinter. Excellent slip-resistant performance, and reduced opportunities for moss and algae growth offer a long lasting, attractive and natural solution that is now available in two sizes.

### Pack Sizes

#### Single Size Packs

Dimensions  
in millimetres:

Colours:

1200 x 300 x 20

**48**  
per pack  
**17.28m<sup>2</sup>**  
coverage

1200 x 200 x 20

**90**  
per pack  
**21.6m<sup>2</sup>**  
coverage

All

To simplify installation, the correct amount of jointing compound is provided on all full pack orders of SYMPHONY® products.

\*NOTE: Sizes and coverage are those stained with a 5-8mm joint.

✓ Available via order select, see pg 178

### Visit our website for more information

All products come with specific installation guidelines. See p173 for additional product notes or contact our technical team on 0370 411 2233.



Visit Marshalls  
YouTube channel to  
view the porcelain  
installation video







SYMPHONY® Matte  
Deco & Carbon

**Visit our website for more information**

All products come with specific installation guidelines. See p173 for additional product notes or contact our technical team on 0370 411 2233.



Visit Marshalls  
YouTube channel to  
view the porcelain  
installation video





# Great for creating a statement design

A unique matte look finish creates a stylish design for your patio. Available in a contemporary large single size and in three colours, two solid colours and one coordinating decorative tile. This collection can be mixed and matched allowing for a completely unique look.

## Pack Sizes

Dimensions  
in millimetres:

Colours:

**Single Size** Pack - 17.82m<sup>2</sup> coverage

1000 x 500 x 20



All

# SYMPHONY<sup>®</sup> **NEW** MATTE

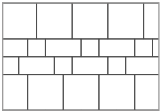
## Porcelain Paving



Graphite

Carbon

Deco



\*NOTE: Sizes and coverage are those stained with a 5-8mm joint.

✓ Available via order select, see pg 178





SYMPHONY® Tumbled  
Argento

## A softer, timeless look to your patio

Designed to create a natural and stylish finish together, with all the benefits of lower water absorption, reduced staining and low maintenance, underpinned by outstanding performance. The single size flags feature a distressed edge, giving an aged appearance and a softer timeless look.

### Pack Sizes

**Single Size** Pack - 15.36m<sup>2</sup> coverage

800 x 400 x 20

Dimensions  
in millimetres:

**48**  
per pack

Colours:

All

### Visit our website for more information

All products come with specific installation guidelines. See p173 for additional product notes or contact our technical team on 0370 411 2233.



Visit Marshalls  
YouTube channel to  
view the porcelain  
installation video

\*Please note, sizes and coverage are  
those stained with a 5-8mm joint.

✓ Available via order select, see pg 178

# SYMPHONY® TUMBLED

Porcelain Paving



Gold

Bronze

Smoke

Storm

Argento

Rosso

To simplify installation, the correct amount of  
jointing compound is provided on all full  
pack orders of SYMPHONY® products.







**Arrento**  
Silver  
Also shown: SYMPHONY® Planks.  
Design & Install by All Seasons Landscape, Stockton-on-tees.

# ARRENTO

## Porcelain Paving



## Stylish low maintenance indoor and outdoor choice

This stylish paving exhibits class leading strength and technical ability beneath its elegant designs. Arrento porcelain paving is exceedingly practical requiring minimal maintenance as it absorbs little or no moisture, offering few opportunities for moss and algae growth. Ideal in a variety of settings.

### Pack Sizes

Dimensions  
in millimetres:

Colours:

**Single Size** Pack  
- 23.04m<sup>2</sup> coverage

600 x 600 x 20



All

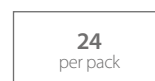
**Project Pack** - 15.12m<sup>2</sup> coverage

600 x 600 x 20

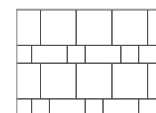


All

600 x 300 x 20



300 x 300 x 20



**Complete this look**

Jointing p151

**Visit our website for more information**

All products come with specific installation guidelines. See p173 for additional product notes or contact our technical team on 0370 411 2233.



Visit Marshalls  
YouTube channel to  
view the porcelain  
installation video

\*NOTE: Sizes and coverage are those stained with a 5mm joint.



**£££**  
PREMIUM





# CONCRETE PAVING

MANUFACTURED FOR  
LONG LASTING LOOKS

---

Organa  
Linen





Organa® Paving  
Cotton  
Also shown: Stoneface Drystack Veneer Walling.

# ORGANA®

## Paving



Cotton

Hessian

Linen

## Soft colour with a natural style

Inspired by nature and the great outdoors, this paving has an attractively riven surface finish designed to complement modern landscaping design. Available in a subtle colour palette ranging from light to dark cream, with a rich natural tone.

### Pack Sizes

Dimensions  
in millimetres:

Colours:

### Single Size Packs

600 x 600 x 35

30  
per pack  
10.8m<sup>2</sup>  
coverage

450 x 450 x 35

60  
per pack  
12.2m<sup>2</sup>  
coverage

All

### Visit our website for more information

All products come with specific installation guidelines. See p173 for additional product notes or contact our technical team on 0370 411 2233.

✓ Available via order select, see pg 178







**Argent Paving**  
**Smooth Light**

**Also shown:** Argent Walling and Coping, Dark. Granite Eclipse Bullnose Steps. Always Green Artificial Grass.

### *Complete this look*

Walling p126, Borders and Edges p148, Copings p142

### **Visit our website for more information**

All products come with specific installation guidelines. See p173 for additional product notes or contact our technical team on 0370 411 2233.



# ARGENT®

## Paving

Smooth Luna **NEW**

Smooth Light

Coarse Light

Smooth Dark

Coarse Dark

Argent Paving  
Smooth Luna

### Pack Sizes

Dimensions  
in millimetres:

Colours:

### Single Size Packs

600 x 600 x 38

25  
per pack  
9.0m<sup>2</sup>  
coverage

600 x 450 x 38

25  
per pack  
6.8m<sup>2</sup>  
coverage

450 x 450 x 38

56  
per pack  
11.3m<sup>2</sup>  
coverage

400 x 400 x 38

60  
per pack  
9.6m<sup>2</sup>  
coverage

600 x 200 x 38

25  
per pack  
3.0m<sup>2</sup>  
coverage

All

## Stylish granite alternative with Premium grade aggregates

Contemporary chic paving that brings together an attractive blend of high quality granite aggregates to create a smart, sophisticated and modern finish. Ideal for creating a host of geometric patio patterns, with a full range of coordinating hard landscaping products for the perfect finish.

✓ Available via order select, see pg 178



**£££**  
PREMIUM



**Coach House Paving**  
Pennant  
Also shown: Edging/Tegula Kerb/Traditional.

# COACH HOUSE®

## Paving



## Traditional aged Yorkstone aesthetic

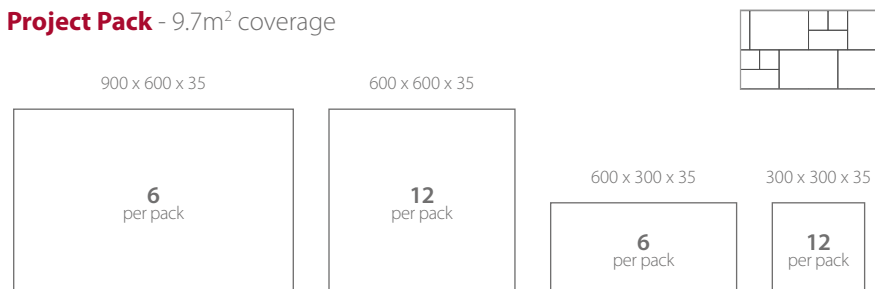
Cast from genuine reclaimed Yorkstone flagstone with a range of face profiles for an authentic aged and weathered look.

### Pack Sizes

Dimensions  
in millimetres:

Colours:

### Project Pack - 9.7m<sup>2</sup> coverage



All

### Visit our website for more information

All products come with specific installation guidelines. See p173 for additional product notes or contact our technical team on 0370 411 2233.

✓ Available via order select, see pg 178







Heritage Paving & Coping  
Yorkstone

# HERITAGE®

## Paving



Yorkstone

Old Yorkstone

Weathered  
Yorkstone

## Elegant riven sandstone alternative

Heritage is cast from split stone flags with mason fettled edges. Versatile and elegant, Heritage offers a popular and attractive paving choice. With a natural riven look and a choice of colours and accessories designed to complement every garden space.

### Pack Sizes

Dimensions  
in millimetres:

Colours:

### Single Size Packs

600 x 600 x 38

22  
per pack  
7.9m<sup>2</sup>  
coverage

600 x 450 x 38

22  
per pack  
5.9m<sup>2</sup>  
coverage

450 x 450 x 38

44  
per pack  
8.9m<sup>2</sup>  
coverage

600 x 300 x 38

44  
per pack  
7.9m<sup>2</sup>  
coverage

300 x 300 x 38

44  
per pack  
4.0m<sup>2</sup>  
coverage

All

### Visit our website for more information

All products come with specific installation guidelines. See p173 for additional product notes or contact our technical team on 0370 411 2233.







Woodstone® Sleepers and Posts  
Driftwood

## Pack Sizes

Dimensions  
in millimetres:

Colours:

### Single Size Plank Packs

900 x 225 x 50

40  
per pack  
8.1m<sup>2</sup>  
coverage

All

675 x 225 x 50

40  
per pack  
6.0m<sup>2</sup>  
coverage

### Single Size Setts Pack - 2m<sup>2</sup> coverage

225 x 225 x 50

40  
per pack

DW

**Visit our website for more information**

All products come with specific installation guidelines. See p173 for additional product notes or contact our technical team on 0370 411 2233.





Woodstone® Setts  
Coppice Brown



Woodstone® Logs  
Coppice Brown

# WOODSTONE®

## Paving



Coppice Brown  
(CB)

Driftwood (DW)

## All the beauty of real wood replicated in durable concrete

Featuring a new range of products and colours, Woodstone is almost indistinguishable from genuine old timber, offering a sought-after weathered appearance of real timber, but will never rot, warp or splinter. Made from high-strength concrete, Woodstone lends itself to natural settings where other paving may look intrusive. Woodstone posts are perfect for constructing raised beds and planters.

### Single Size Logs Pack

300-450 dia x 40-75



All

### Woodstone Post Packs

	Size mm	No. per pack
Intermediate Post and Corner Post	150 x 150 x 650	8

DW

✓ Available via order select, see pg 178







Saxon® Paving  
Buff

**Visit our website for more information**

All products come with specific installation guidelines. See p173 for additional product notes or contact our technical team on 0370 411 2233.



SAXON®

Paving



Buff

Natural


[www.marshalls.co.uk/gardens-and-driveways](http://www.marshalls.co.uk/gardens-and-driveways)

## Saxon® Paving

Natural

Also shown: Edged with Drivesett Argent...

Design by Onkar Nandra &amp; install by Central Drives, Rugeley, Staffordshire.

## Pack Sizes

Dimensions  
in millimetres:

Colours:

## Single Size Packs

600 x 600 x 35

30  
per pack  
**10.8m<sup>2</sup>**  
coverage

450 x 450 x 35

60  
per pack  
**12.2m<sup>2</sup>**  
coverage

600 x 300 x 35

30  
per pack  
**5.4m<sup>2</sup>**  
coverage

300 x 300 x 35

60  
per pack  
**5.4m<sup>2</sup>**  
coverage

All

A trusted favourite for  
everyday living

Saxon has a distinctive textured finish, providing a practical, slip- resistant surface popular with families for its safety and performance. Matching edges are available to achieve an attractive and coordinated end result.

✓ Available via order select, see pg 178



££  
MID RANGE



### Perfecta Paving

Buff

Design & Install by Exotic Landscapes Ltd, Bracknell.

# PERFECTA®

Paving



Natural

Buff

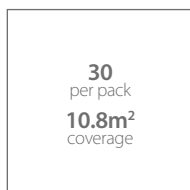
## Pack Sizes

Dimensions  
in millimetres:

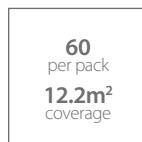
Colours:

### Single Size Packs

600 x 600 x 35



450 x 450 x 35



All

## Authentic ground aggregates for a smooth finish

Offering a smooth, ground terrazzo look at an affordable price, Perfecta is designed to complement all property styles, featuring visible Yorkstone aggregates with a smooth finish.

**Visit our website for more information**

All products come with specific installation guidelines. See p173 for additional product notes or contact our technical team on 0370 411 2233.

✓ Available via order select, see pg 178



££  
MID RANGE





Firedstone Paving  
Autumn

# FIREDSTONE®

## Paving



Fired York

Dusk

Sunrise

Autumn

## Traditional style in a range of colours

Stylish and versatile paving, moulded from original flame treated and hand crafted flagstones. With an attractive colour palette and a light, tactile texture, Firedstone is designed to brighten and enhance even the shadiest of garden spaces.

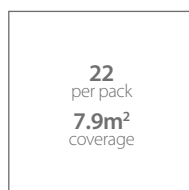
### Pack Sizes

Dimensions  
in millimetres:

Colours:

#### Single Size Packs

600 x 600 x 38



All

600 x 300 x 38



300 x 300 x 38



#### Project Pack - 5m² coverage

600 x 600 x 38

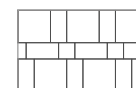


All

600 x 300 x 38



300 x 300 x 38



### Visit our website for more information

All products come with specific installation guidelines. See p173 for additional product notes or contact our technical team on 0370 411 2233.



££  
MID RANGE

✓ Available via order select, see pg 178



Regent Paving  
Buff  
Also shown: Drivesett Tegula.

# REGENT®

## Paving



Buff

## Traditional and practical riven look

Offering an attractive textured riven look at an affordable price, Regent paving is a hardwearing paving that offers a slightly more attractive look than basic utility products.

### Pack Sizes

Dimensions  
in millimetres:

#### Single Size Packs

600 x 600 x 38

30  
per pack  
**10.8m<sup>2</sup>**  
coverage

600 x 300 x 38

30  
per pack  
**5.4m<sup>2</sup>**  
coverage

300 x 300 x 38

60  
per pack  
**5.4m<sup>2</sup>**  
coverage

### Visit our website for more information

All products come with specific installation guidelines. See p173 for additional product notes or contact our technical team on 0370 411 2233.

✓ Available via order select, see pg 178







Textured Utility  
Natural


## Pack Sizes

Dimensions  
in millimetres:

Colours:

**Single Size** Pack - 13.0m<sup>2</sup> coverage

450 x 450 x 32



\*Assumes nominal 10mm joint width.

All

# TEXTURED UTILITY

Paving



Buff

Natural

## Practical option for basic areas

The ideal paving for utility areas around the home. This budget choice is hardwearing with a slight textured finish to add character.

**Visit our website for more information**

All products come with specific installation guidelines. See p173 for additional product notes or contact our technical team on 0370 411 2233.





Utility Paving  
Pendle, Buff

## Pack Sizes

Dimensions  
in millimetres:


Colours:

### Single Size Packs

600 x 600 x 38



450 x 450 x 32



All

### Visit our website for more information

All products come with specific installation guidelines. See p173 for additional product notes or contact our technical team on 0370 411 2233.

# UTILITY

## Paving



Pendle,  
Charcoal **NEW**

Richmond,  
Buff

Pendle,  
Buff

Richmond,  
Natural

Pendle,  
Natural

## No nonsense basic paving

Utility paving offers a hardwearing and effective solution when basic paving is all that is required. Available in two surface finishes; Pendle is riven, whilst Richmond is flat. Not suitable for decorative areas.







# DRIVEWAY PAVING

---

Sawn Granite Setts  
Light

# THE BEST PRODUCTS DESERVE THE BEST INSTALLATION...

Selecting the right paving products to create the desired effect should not be the only consideration when planning your driveway project. What lies beneath your driveway is as important, if not more important than the final layer.


Where the sub-base is installed incorrectly or is insufficient to support the chosen driveway products, this is what happens to your investment...



Insufficient edge restraint



Poor sub-base



Poor sub-base

Our blocks come in different depths for different uses as follows:

**Light usage:** 50mm blocks for driveways, patios and pathways - suited to normal family cars.

**Medium usage:** 60mm blocks for adopted highways, hardstanding areas and other roads - suited for occasional delivery lorries.

## CHOOSE A MARSHALLS REGISTER INSTALLER

Marshalls Register installers are assessed on a regular basis to ensure they install our products correctly, giving you your dream patio which will enhance your property into the future. That's why **99% of people who use a Marshalls Registered installer would recommend them to a friend.\***

To find your local installer please visit [www.marshalls.co.uk/findaninstaller](http://www.marshalls.co.uk/findaninstaller)

\*Data analysis from Customer Feedback Forms, includes the period up to and including September 2017.





# PERMEABLE DRIVEWAY LEGISLATION...

## WHY YOU NEED DRAINAGE

The increased risk of flooding has led to changes in government legislation, meaning that the environmental consequences of creating hard landscaped areas for vehicle parking must now be taken into consideration when planning your driveway project. Visit [www.communities.gov.uk](http://www.communities.gov.uk) for further information.

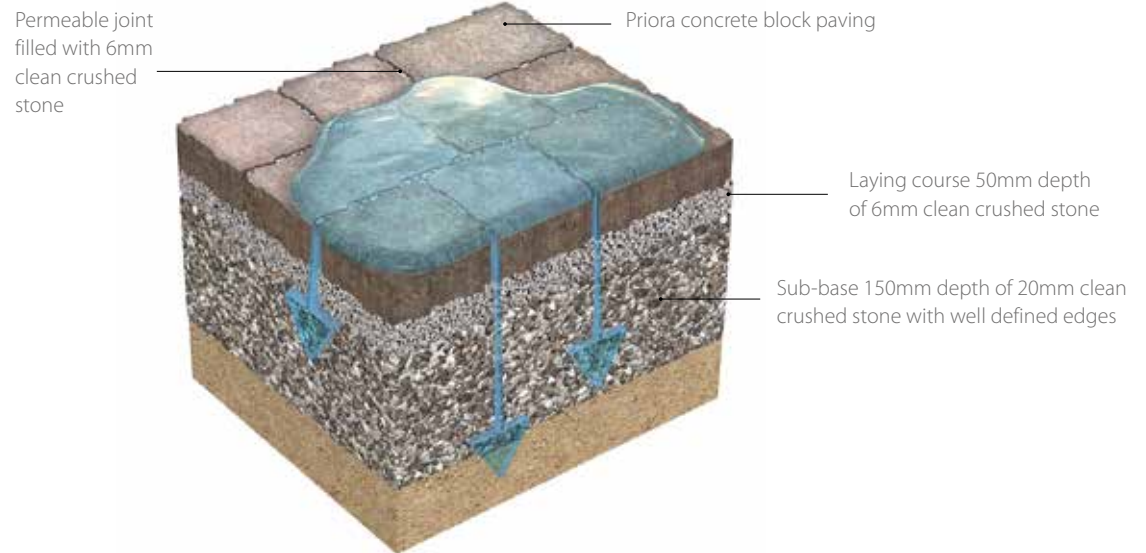
New and replacement driveways of any size are exempt from planning permission requirements when they use Sustainable Drainage Systems (SuDS).

Marshalls offers a full range of driveway products requiring no planning permission and having a positive impact on the environment.

The Piora Sustainable Drainage System (SuDS) has been specifically designed to manage heavy rainfall events. Each 60mm block features the Marshalls patented Piora nib design, which allows surface water to pass between the blocks into a specially calculated sub-base without compromising the structural performance of the driveway.



Marshalls permeable grids such as Grassguard can also be used to create occasional parking areas capable of managing the rainfall that lands on your property as long as a permeable sub-base is installed.



\*Please note Marshalls Grassguard products work differently by holding a smaller volume of water, whilst allowing continued use. Contact Marshalls Technical and Advisory Service for more information.

Where a permeable driveway is not an option, adequate drainage must be incorporated into your driveway or patio design in order to avoid having to obtain planning permission.

# SHOP BY COLOUR - DRIVEWAYS

Most people have in mind a colour palette for their project, irrespective of material or texture. Here you can choose your driveway products using this useful colour chart grouped by colour tone and texture.

## NATURAL STONE

### Key

Also available as:

Coping **C**

Edging **E**

Kerb **K**

Paving **P**

Steps **S**

Walling **W**

FARNLEY SETTS, Charcoal Multi — p96 **NEW**



BRETTON, Platinum — p98 **NEW**



FARNLEY SETTS, Silver Blue Multi — p96 **NEW**



SAWN GRANITE ECLIPSE SETTS, Dark — p97  
**P S**



DRIVEWAY SETTS, Silver Birch — p92  
**P**



MAGNASETT, Silver Dusk — p94



NATURAL STONE SETTS, Split & Tumbled,  
Silver Birch — p99 **P W**



NATURAL STONE SETTS, Sawn & Tumbled,  
Silver Birch — p99 **P W**



CROPPED GRANITE ECLIPSE SETTS, Silver Grey  
— p97



SAWN GRANITE ECLIPSE SETTS, Light — p97  
**P S**



SCOUTMOOR SETTS, Diamond Sawn — p93  
**P**



DRIVEWAY SETTS, Autumn Bronze — p92





CROPPED PORPHYRY SETTS, Imperial — p95 NEW



MAGNASETT, Autumn Gold — p94



FARNLEY SETTS, Buff Multi — p96 NEW

NATURAL STONE SETTS, Split & Tumbled, Autumn Bronze — p99 **P W**NATURAL STONE SETTS, Sawn & Tumbled, Autumn Bronze — p99 **P W**

## PORCELAIN DRIVEWAYS

SYMPHONY PLUS DRIVE, Grey — p102 NEW



SYMPHONY PLUS DRIVE, Charcoal — p102 NEW



## CONCRETE DRIVEWAYS

DRIVESYS ORIGINAL COBBLE, Basalt — p107 **E**DRIVESYS RIVEN STONE, Basalt — p106 **E**DRIVESYS SPLIT STONE, Basalt — p104 **E**DRIVESETT SAVANNA, Charcoal — p118 **K**

STANDARD BLOCK PAVING, Charcoal — p120



DRIVELINE 50, Charcoal — p119



DRIVESYS FLAMED STONE, Blue Pennant — p105



DRIVESETT TEGULA, Charcoal — p115 NEW



DRIVESYS ORIGINAL COBBLE, Iron Grey — p107



DRIVESETT SAVANNA, Pennant Grey — p118



DRIVESETT TEGULA, Pennant Grey — p115  
K



DRIVESETT COPPICE, Pennant Blend — p113



DRIVESETT NATRALE, Slate — p112



DRIVELINE NOVA, Smooth, Pebble Grey — p117



DRIVELINE NOVA, Coarse, Pebble Grey — p117



DRIVESETT ARGENT, Graphite — p111



DRIVELINE 50, Pewter Multi — p119



DRIVESETT ARGENT, Dark — p111  
C E P W



DRIVELINE METRO, Dark Grey — p109



DRIVESETT TEGULA LINEAR, Charcoal — p116 NEW



DRIVESETT TEGULA LINEAR, Pennant Grey — p116 NEW



DRIVESYS RIVEN STONE, Silver Grey — p106



DRIVESETT ARGENT, Light — p111  
C E P W





DRIVELINE METRO, Light Grey — p109



DRIVESETT TEGULA LINEAR, Traditional — p116 NEW



DRIVELINE 50, Burnt Ochre — p119



STANDARD BLOCK PAVING, Sunrise — p120



DRIVESETT COPPICE, Cedar Blend — p113



STANDARD BLOCK PAVING, Brindle — p120



DRIVELINE NOVA, Coarse, Brindle — p117



DRIVESETT SAVANNA, Autumn — p118



DRIVELINE NOVA, Smooth, Brindle — p117



DRIVELINE 50, Brindle — p119



DRIVELINE METRO, Maroon — p109



DRIVELINE 50, Bracken — p119



STANDARD BLOCK PAVING, Red — p120



DRIVESETT SAVANNA, Traditional — p118



DRIVESYS ORIGINAL COBBLE, Canvas — p107



STANDARD BLOCK PAVING, Bracken — p120



STANDARD BLOCK PAVING, Buff — p120



DRIVESETT TEGULA LINEAR, Harvest — p116 NEW



DRIVESETT NATRALE, Sand — p112



STANDARD BLOCK PAVING, Natural — p120



DRIVESETT TEGULA, Autumn — p115



DRIVESETT TEGULA, Traditional — p115

K W



DRIVELINE METRO, Rose — p109



DRIVESETT TEGULA, Hazelnut — p115



DRIVESETT COPPICE, Oak Blend — p113



DRIVESETT TEGULA, Harvest — p115



DRIVESETT ARGENT, Buff — p111



To find your local  
Register Member  
please visit  
[www.marshalls.co.uk/findaninstaller](http://www.marshalls.co.uk/findaninstaller)

Accredited Landscape  
Contractor



# SHOP BY COLOUR - PERMEABLE DRIVEWAYS

Most people have in mind a colour palette for their project, irrespective of material or texture. Here you can choose your driveway products using this useful colour chart grouped by colour tone and texture.

## Key

Also available as:

Coping **C** Edging **E** Kerb **K** Paving **P** Steps **S** Walling **W**

DRIVESETT ARGENT PRIORA, Graphite — p122



DRIVESETT TEGULA PRIORA, Pennant Grey — p123  
**K**



DRIVELINE PRIORA, Burnt Ochre — p124



DRIVELINE PRIORA, Charcoal — p124



DRIVESETT ARGENT PRIORA, Light — p122  
**C E P W**



DRIVELINE PRIORA, Brindle — p124



DRIVESETT ARGENT PRIORA, Dark — p122  
**C E P W**



GRASSGUARD, Earth Brown — p125



DRIVELINE PRIORA, Red — p124



DRIVELINE PRIORA, Bracken — p124



DRIVELINE PRIORA, Buff — p124



DRIVESETT TEGULA PRIORA, Harvest — p123



DRIVESETT TEGULA PRIORA, Traditional — p123

C K W







# NATURAL STONE DRIVEWAYS

AUTHENTIC  
CHARACTER  
& CHARM

---

Cropped Porphyry Setts





### Driveway Setts

Bands of Silver Birch and Autumn Bronze

Also shown: Banded with Cropped Granite Setts - See p97.

# DRIVEWAY SETTS

Ethically Sourced Sandstone



Autumn Bronze

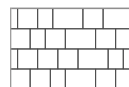
Silver Birch

## The ultimate in driveways setts

Precisely cut Driveway Setts produced from graded Indian sandstone, hand selected for beautiful consistent colours. Perfect to give any home a real touch of luxury.

### Pack Sizes

**Project Pack** - 7.83m<sup>2</sup> coverage



240 x 160 x 50

Dimensions  
in millimetres:



160 x 160 x 50



160 x 120 x 50



Colours:

All

### Complete this look

Slurry back natural stone to increase adhesion and prevent staining.

### Visit our website for more information

All products come with specific installation guidelines. See p175 for additional product notes or contact our technical team on 0370 411 2233.

✓ Available via order select, see pg 178



££££  
LUXURY





Scoutmoor Setts  
Diamond Sawn

# SCOUTMOOR SETTS

Sawn Natural Stone



Diamond Sawn

## Pack Sizes

**Single Size** Pack - 7.20m<sup>2</sup> coverage

200 x 100 x 50

Dimensions  
in millimetres:

**7.20m<sup>2</sup>**  
coverage

## Complete this look

Slurry back natural stone to increase adhesion and prevent staining.

## Visit our website for more information

All products come with specific installation guidelines. See p175 for additional product notes or contact our technical team on 0370 411 2233.

## Exclusive and Iconic British Yorkstone

Sourced from our very own quarry and manufactured at one of our many sites in Britain. This stunning, premium British Yorkstone features in many iconic and prestigious locations across the UK, including Trafalgar Square. Scoutmoor is predominantly blue/grey in colour with sweeping variable brown bands.

✓ Available via order select, see pg 178





**Magnasett**  
Autumn Gold  
Design & install by Avant Gardens North East Ltd, Hartlepool.

# MAGNASETT

Ethically Sourced Sandstone



Autumn Gold

Silver Dusk

## A statement choice for driveways or patios

Beautiful large stone setts designed to make a real statement. Equally suitable for use on both driveways and patios. These sandstone setts will add a unique and stylish look to your property and are available in two blended colours of naturally split stone which provides a delicate riven surface.

### Pack Sizes

**Project Packs** - 7.9m<sup>2</sup> coverage

400 x 400 x 50



**16**  
per pack

400 x 265 x 50

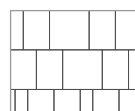


**32**  
per pack

265 x 265 x 50



**16**  
per pack



265 x 127 x 50

**24**  
per pack

Dimensions  
in millimetres:

Colours:

All

### Complete this look

Slurry back natural stone to increase adhesion and prevent staining.

### Visit our website for more information

All products come with specific installation guidelines. See p175 for additional product notes or contact our technical team on 0370 411 2233.

✓ Available via order select, see pg 178





# CROPPED PORPHYRY SETTS

## NEW

Ethically Sourced Porphyry



Imperial

Cropped Porphyry Setts  
Imperial

### Pack Sizes

**Single Size** Pack - 8m<sup>2</sup> coverage

100 x 100 x 50

Dimensions  
in millimetres:

**800**  
per pack

## Create stunning driveways, borders and pathways

Offering a truly stunning variation in colour, these robust Porphyry setts, which have been split by hand on the top and bottom and cropped on four sides are sure to create a statement driveway.

**Visit our website for more information**

All products come with specific installation guidelines. See p175 for additional product notes or contact our technical team on 0370 411 2233.

✓ Available via order select, see pg 178







Farnley Setts  
Silver Blue Multi

# FARNLEY SETTS

## NEW

Ethically Sourced Natural Stone



Buff Multi

Charcoal Multi

Silver Blue Multi

## Attractive natural stone setts for a unique look

Sawn on all six sides and then gently tumbled, Farnley Setts have been purposefully designed to achieve both contemporary and traditional patterns. Choose from three different stone types and blends; Buff Multi made from an Indian Sandstone, Charcoal Multi a robust Indian Basalt or Silver Blue Multi, a stunning Limestone which incorporates delicate white banding.

### Pack Sizes

**Single Size** Pack - 7.2m<sup>2</sup> coverage

Dimensions  
in millimetres:

200 x 50 x 50

720  
per pack

Colours:

All

**Visit our website for more information**

All products come with specific installation guidelines. See p175 for additional product notes or contact our technical team on 0370 411 2233.

✓ Available via order select, see pg 178







### Driveway Sawn Granite Setts

Dark with Light feature band

Also shown: Stoneface Drystack Veneer, walling, Always Green, Summer Lawn.  
Design & Install by Stonecraft Landscape & Design, Blackpool.

# SAWN GRANITE ECLIPSE SETTS

Premium Natural Granite



Light (LT)

Dark (DK)

## Clean lines for a contemporary finish

Our stunning Sawn Granite Eclipse Setts are perfect for creating a contemporary driveway. Designed to coordinate perfectly with our Granite Eclipse paving, these modern format setts have a lightly flamed surface texture for durable, excellent slip-resistant properties.



**Cropped Granite  
Setts, Silver Grey (SG)**

### Pack Sizes

Dimensions  
in millimetres:

Colours:

### Project Pack - 7.65m<sup>2</sup> coverage

350 x 150 x 50

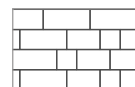
**90**  
per pack

250 x 150 x 50

**60**  
per pack

150 x 150 x 50

**30**  
per pack



### Cropped Granite Setts

- 4.0m<sup>2</sup> coverage each

200 x 100 x 100

**200**  
per pack

100 x 100 x 100

**400**  
per pack

SG

✓ Available via order select, see pg 178 (excluding Cropped Granite Setts)

### Complete this look

Slurry back natural stone to increase adhesion and prevent staining.

### Visit our website for more information

All products come with specific installation guidelines. See p175 for additional product notes or contact our technical team on 0370 411 2233.





Brettton  
Platinum

# BRETTON NEW

Ethically Sourced Limestone



Platinum

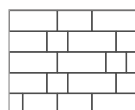
## A blend of contemporary sizes and on trend colour

Brettton is a premium limestone sourced for its stunning colour and then tumbled to give a characteristic finish. This ethically sourced natural stone will create a contemporary driveway that would compliment traditional or modern property types.

### Pack Sizes

Dimensions  
in millimetres:

**Project Pack** - 7.65m<sup>2</sup> coverage



350 x 150 x 50

250 x 150 x 50

150 x 150 x 50

**90**  
per pack

**60**  
per pack

**30**  
per pack

**Visit our website for more information**

All products come with specific installation guidelines. See p175 for additional product notes or contact our technical team on 0370 411 2233.

✓ Available via order select, see pg 178



££££  
LUXURY



# NATURAL STONE SETTS

Ethically Sourced Sandstone



Natural Stone Setts  
Split & Tumbled, Autumn Bronze



Sawn & Tumbled,  
Autumn Bronze

Sawn & Tumbled,  
Silver Birch

Split & Tumbled,  
Autumn Bronze

Split & Tumbled,  
Silver Birch

## Superb traditional sandstone driveways

Natural stone driveway setts produced from specially selected Indian sandstone, featuring naturally split stone to give a delicate riven or sawn surface. Hand selected for colour consistency and available in a range of sizes to create a truly outstanding driveway.

### Pack Sizes

Dimensions  
in millimetres:

Colours:

#### Split & Tumbled Setts\*

- 9.5m<sup>2</sup> coverage

200 x 100 x 50

**400**  
per pack

All

#### Sawn & Tumbled Setts

- 10m<sup>2</sup> coverage\*\*

200 x 100 x 50

**480**  
per pack

All

**Visit our website for more information**

All products come with specific installation guidelines. See p175 for additional product notes or contact our technical team on 0370 411 2233.



✓ Available via order select, see pg 178

\*Split and tumbled setts are calibrated.  
\*\*Assumes nominal 15mm joint width.



www.marshall's.co.uk/gardens-and-driveways



# PORCELAIN DRIVEWAYS

---

SYMPHONY® PLUS Driveway  
Charcoal




# PORCELAIN FOR DRIVEWAYS...

Introducing an exciting new look for driveways, with all the advantages of standard porcelain paving.

Recognised for its popular clean cuts and contemporary finish, it is also extremely low maintenance.

Why choose **SYMPHONY® PLUS DRIVE...**

- Seriously easy and quick to install.
- Laid on a flexible bed.
- Backed with 50mm concrete for strength.
- Joint with Kiln Dried Sand.



Quotes from our  
Registered Installer members:

**"40% saving on labour costs"**

**"Really quick & easy to install"**

**"Goes down in half the time as  
normal porcelain"**

**"Not using cement makes my  
installs much faster"**



SYMPHONY® PLUS Driveway  
Charcoal

# SYMPHONY® PLUS DRIVE **NEW**



Grey

Charcoal

## All the aesthetic benefits of porcelain, now for your driveway

All the same fantastic advantages as standard porcelain paving, NOW FOR YOUR DRIVE.

With the fantastic benefits of a speedy installation, contemporary aesthetic finish and strong concrete backing, SYMPHONY® Plus Drive is perfect for any driveway project.

As SYMPHONY® Plus Drive is laid on a flexible bed, it allows a much quicker install than alternatives that require a mortar bed and our recommended jointing with Kiln Dried Sand all means this product can be installed quickly.

### Pack Sizes

**Single Size** Pack- 6.84m<sup>2</sup> coverage

600 x 600 x 60

Dimensions  
in millimetres:

**19**  
per pack

Colours:

All

### Complete this look

Jointing p151, Driveway Restraints p157

### Visit our website for more information

All products come with specific installation guidelines. See p175 for additional product notes or contact our technical team on 0370 411 2233.



Visit Marshalls  
YouTube channel to  
view the porcelain  
installation video

✓ Available via order select, see pg 178





A woman with blonde curly hair, wearing a light blue jacket and black pants, is kneeling on a paved driveway, tending to a small potted plant. A green watering can is on the ground next to her. The driveway is paved with interlocking concrete pavers in shades of grey, brown, and tan, arranged in a herringbone pattern. A curved border of lighter-colored pavers separates the driveway from a garden bed. In the background, a dark blue Range Rover is parked on the driveway. The garden bed contains various plants, including red and blue flowers. A brick house with white window frames is visible on the left.

# CONCRETE DRIVEWAYS

MANUFACTURED FOR  
LONG LASTING QUALITY

---

**Drivesett Coppice**  
Cedar & Pennant Blend with Oak Blend





### Drivesys Split Stone

Basalt

Also shown: Edged with Drivesett Kerb.  
Design & Install by Classic Paving, Cheshire.

# DRIVESYS® SPLIT STONE

Patented Driveway System



Basalt

## Subtly sophisticated driveway solution

All the character of premium natural stone with the reliability of a modern engineered concrete driveway system. This robust design is created using realistic split stone face profiles combined with a straight edge for a sophisticated result.

### ! IMPORTANT LAYING INFORMATION:

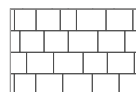
This product comes with specific installation guidelines. See p175 for additional product notes or contact our technical team on 0370 411 2233.

Marshall's recommends the patented Drivesys Driveway system is installed by Marshall's Register Installers.

### Pack Sizes

Dimensions  
in millimetres:

#### Project Pack - 4.51m<sup>2</sup> coverage



220 x 160 x 60

**50**  
per pack

200 x 160 x 60

**30**  
per pack

180 x 160 x 60

**40**  
per pack

160 x 160 x 60

**10**  
per pack

120 x 160 x 60

**15**  
per pack

#### Jointing Compound - 4.51m<sup>2</sup> coverage

To complete every Drivesys driveway, each pack is supplied with the right amount of grey ready mixed jointing compound, minimising fuss and number of deliveries.

Drivesys blocks come with a protective transportation seal which will remain slightly slippery underfoot until weathered. Once dissipated blocks may appear lighter in colour.



✓ Available via order select, see pg 178

*Complete this look*

Driveway Restraints p157

Visit our website for more information



££££  
LUXURY



# DRIVESYS® FLAMED STONE

Patented Driveway System



Blue Pennant

## Drivesys Flamed Stone

Blue Pennant

Design & Install by Greystone Building & Landscaping, Bramhall.

## Creating a stunning and prestigious driveway


Create an impact with this larger sized driveway system featuring a flamed-effect finish with the prestigious look and feel of Welsh Pennant stone. The realistic stone face profiles, and straight contemporary edges, along with hardwearing colour and finish, make this the perfect stone look driveway.

### Pack Sizes

Dimensions  
in millimetres:

#### Project Pack - 5.51m<sup>2</sup> coverage

280 x 210 x 60	250 x 210 x 60	210 x 210 x 60	170 x 210 x 60	140 x 210 x 60
50 per pack	10 per pack	25 per pack	10 per pack	20 per pack



### ! IMPORTANT LAYING INFORMATION:

This product comes with specific installation guidelines. See p175 for additional product notes or contact our technical team on 0370 411 2233.

Marshalls recommends the patented Drivesys Driveway system is installed by Marshalls Register Installers.

### Jointing Compound - 5.51m<sup>2</sup> coverage

To complete every Drivesys driveway, each pack is supplied with the right amount of grey ready mixed jointing compound, minimising fuss and number of deliveries.

Drivesys blocks come with a protective transportation seal which will remain slightly slippery underfoot until weathered. Once dissipated blocks may appear lighter in colour.



*Complete this look*

Driveway Restraints p157

Visit our website for more information

✓ Available via order select, see pg 178



££££  
LUXURY



**Drivesys Riven Stone**  
Silver Grey & Basalt Mixed  
Design & Install by Newleaf Landscapes, Alfreton.

# DRIVESYS® RIVEN STONE

Patented Driveway System



Silver Grey

Basalt

## A subtle riven surface with sharp clean lines

An elegant driveway system replicating lightly riven stone face profiles complemented by crisp, straight edges, offering an attractive and cost effective alternative to natural stone. Practical, hardwearing colour and finish.

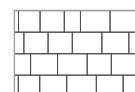
### ! IMPORTANT LAYING INFORMATION:

**This product comes with specific installation guidelines.** See p175 for additional product notes or contact our technical team on 0370 411 2233.

Marshalls recommends the patented Drivesys Driveway system is installed by Marshalls Register Installers.

### Pack Sizes

**Project Pack** - 4.51m<sup>2</sup> coverage



Dimensions  
in millimetres:

Colours:

220 x 160 x 60

**50**  
per pack

200 x 160 x 60

**30**  
per pack

180 x 160 x 60

**40**  
per pack

160 x 160 x 60

**10**  
per pack

120 x 160 x 60

**15**  
per pack

All

**Jointing Compound** - 4.51m<sup>2</sup> coverage

To complete every Drivesys driveway, each pack is supplied with the right amount of grey ready mixed jointing compound, minimising fuss and number of deliveries.

Drivesys blocks come with a protective transportation seal which will remain slightly slippery underfoot until weathered. Once dissipated blocks may appear lighter in colour.



**Complete this look**

Driveway Restraints p157

**Visit our website for more information**

✓ Available via order select, see pg 178



££££  
LUXURY



# DRIVESYS® ORIGINAL COBBLE

Patented Driveway System



Basalt

Iron Grey

Canvas

## ! IMPORTANT LAYING INFORMATION:

**This product comes with specific installation guidelines.** See p175 for additional product notes or contact our technical team on 0370 411 2233.

Marshalls recommends the patented Drivesys Driveway system is installed by Marshalls Register Installers.



### Drivesys® Original Cobble

Mix of all colours

Also shown: Edged with Drivesys Original Cobble.  
Design & Install by Arun Driveways, Little Hampton.


## An elegant and timeless reclaimed stone look

Drivesys Original Cobble creates a realistic antique cobble stone look with all the benefits of an engineered concrete driveway system. Use as single colour finish or blend a variety of colours to enhance the charm of any home.

Coordinating Roundtop edges are available.

### Pack Sizes

**Project Pack** - 5.46m<sup>2</sup> coverage



Dimensions  
in millimetres:

Colours:

215 x 130 x 60

**80**  
per pack

185 x 130 x 60

**40**  
per pack

165 x 130 x 60

**40**  
per pack

145 x 130 x 60

**40**  
per pack

130 x 130 x 60

**40**  
per pack

All

### Jointing Compound - 5.46m<sup>2</sup> coverage

To complete every Drivesys driveway, each pack is supplied with the right amount of grey ready mixed jointing compound, minimising fuss and number of deliveries.

Drivesys blocks come with a protective transportation seal which will remain slightly slippery underfoot until weathered. Once dissipated blocks may appear lighter in colour.




✓ Available via order select, see pg 178

**Complete this look**

Driveway Restraints p157

**Visit our website for more information**





**Driveline Metro**  
Light Grey & Dark Grey Mix  
Also shown: Edged with Keykerb Small.  
Design & Install by Esse Landscapes, Crawley.

*Complete this look*

Driveway Restraints p157

**Visit our website for more information**

All products come with specific installation guidelines. See p175 for additional product notes or contact our technical team on 0370 411 2233.



# DRIVELINE® METRO®

## Driveways



Maroon

Rose

Light Grey

Dark Grey



### Driveline Metro

Light Grey & Dark Grey/Maroon/Rose mixed  
Also shown: Edged with Granite Setts.

## Striking and streamlined driveway style

Achieve a sharp contemporary look with a distinctive streamlined shape. Lightly washed to expose the aggregate and give a premium finish. Create an eye catching design statement by mixing the four carefully selected colour options.

### Pack Sizes

Dimensions  
in millimetres:

Colours:

**Single Size** Pack - 6.74m<sup>2</sup> coverage

480 x 130 x 80

**108**  
per pack

All

✓ Available via order select, see pg 178

Part of the SPT range.  
A strong, linear format.





**Drivesett Argent**

Dark

Design & Install by Elite Pave, Hemel Hempstead.

***Complete this look***

Driveway Restraints p157 , Copings p142, Walling p126

**Visit our website for more information**

All products come with specific installation guidelines. See p175 for additional product notes or contact our technical team on 0370 411 2233.



# DRIVESETT® ARGENT®

Driveways



Graphite

Light

Dark

Buff

Drivesett Argent  
Light

Also shown: Drivesett Tegula edge and Tegula Kerb, Pennant Grey.

## Stunning granite finish with premium aggregates

Achieve a premium granite look with this cost effective, attractive and hardwearing concrete. Made using a blend of granite aggregates. Coordinating paving and walling in the same range is available to provide greater design potential.

### Pack Sizes

Dimensions  
in millimetres:

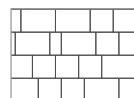
Colours:

**Project Pack** - 10.75m<sup>2</sup> coverage

240 x 160 x 50

160 x 160 x 50

80 x 160 x 50



**120**  
per pack

**216**  
per pack

**48**  
per pack

All

Part of the SPT range. For use of natural granite stone aggregates.

✓ Available via order select, see pg 178



**£££**  
PREMIUM



## Drivesett Natrale

Slate

Also shown: Keykerb Large, Charcoal.  
Design & Install by Arun Driveways.

# DRIVESETT® NATRALE

Driveways



Sand

Slate

## A subtle and gentle natural stone replica

Drivesett Natrale uses realistic split stone face profiles to provide a cost effective and practical alternative to natural stone driveways. The varied selection of block sizes and warm colour mixes can be used to create attractive random designs.

### Pack Sizes

Dimensions  
in millimetres:

Colours:

### Single Size Packs

240 x 160 x 50

**300**  
per pack  
**11.52m<sup>2</sup>**  
coverage

160 x 160 x 50

**420**  
per pack  
**10.75m<sup>2</sup>**  
coverage

120 x 160 x 50

**540**  
per pack  
**10.37m<sup>2</sup>**  
coverage

All

### Complete this look

Driveway Restraints p157

### Visit our website for more information

All products come with specific installation guidelines. See p176 for additional product notes or contact our technical team on 0370 411 2233.



**££**  
MID RANGE





### Drivesett Coppice

Cedar & Pennant Blend with an Oak Blend border detail  
Design & Install by Jason Clarke Classic Paving, Cheshire.

### Pack Sizes

**Single Size** Pack - 9.6m<sup>2</sup> coverage

240 x 160 x 50

Dimensions  
in millimetres:

**250**  
per pack

Colours:

All

# DRIVESETT<sup>®</sup> COPPICE<sup>®</sup>

Driveways



Cedar Blend

Oak Blend

Pennant Blend

## Distinctive blended colours for a unique finish

Blended from light to dark in each colour mix, the single size pack contains five different blends which, when laid create an impression of multiple sized block paving. The blocks are lightly riven with an aged edge detail that creates a distinctive driveway. Available in one popular block size for ease of installation and three versatile colours blended to suit a broad range of house types.

✓ Available via order select, see pg 178

### Complete this look

Driveway Restraints p157

### Visit our website for more information

All products come with specific installation guidelines. See p176 for additional product notes or contact our technical team on 0370 411 2233.

Part of the SPT range because of its unique blend of colour across the pack.



££  
MID RANGE



## Drivesett Tegula

Charcoal

Design & Install by A Dunlop Landscapes, Preswick.

## Pack Sizes

Dimensions  
in millimetres:

Colours:

### Single Size Packs

240 x 160 x 50

**284**  
per pack  
**10.91m<sup>2</sup>**  
coverage

160 x 160 x 50

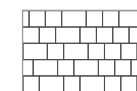
**426**  
per pack  
**10.91m<sup>2</sup>**  
coverage

120 x 160 x 50


**606**  
per pack  
**11.64m<sup>2</sup>**  
coverage

All

### Project Pack - 9.73m<sup>2</sup> coverage



240 x 160 x 50



160 x 160 x 50



160 x 120 x 50



TR, H, PG, C

Project pack includes a  
mixture of these sizes

## Complete this look

Driveway Restraints p157

✓ 160 x 120 x 50 Available via order  
select, minimum quantity 1m<sup>2</sup>. See pg 179

Please note: Due to possible batch colour variation,  
project packs should not be mixed with single sizes



# DRIVESETT® TEGULA®

Charcoal (C) **NEW**

Traditional (TR)

Pennant Grey (PG)

Hazelnut (HA)

Autumn (A)

Harvest (H)

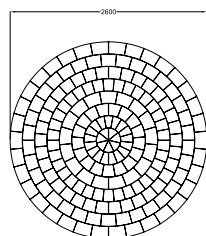


Drivesett Tegula Circle  
Traditional & Pennant Grey

## The most popular traditional block paving

Original and popular traditional block paving renowned for its lasting performance, offering a classic, high quality driveway. Designed to create an established, timeworn appearance, with a variety of block sizes and rich, traditional colour blends. With coordinating kerbs, walling and circle features available, Drivesett Tegula really is the complete package.

### Circle Pack - 2.6m diameter

Size mm  
(nominal)

2600

m<sup>2</sup>/pack

5.3

\*Manufactured as a feature and will therefore not match exactly with the equivalent black paving colour. For best result, lay with contrasting colours as shown.

TR, PG

Tegula is a trademark of SF Kooperation GmbH.

**Visit our website for more information**

All products come with specific installation guidelines. See p175 for additional product notes or contact our technical team on 0370 411 2233.

CO<sub>2</sub>/M<sup>2</sup>

MADE IN  
BRITAIN

££  
MID RANGE



Drivesett Tegula Linear  
Pennant Grey

# DRIVESETT® TEGULA® LINEAR **NEW**



Traditional

Charcoal

Pennant Grey

Harvest

## Pack Sizes

**Single Size** Pack - 6.4m<sup>2</sup> coverage

Dimensions  
in millimetres:

200 x 50 x 60

**640**  
per pack

Colours:

All

**Complete this look**

Driveway Restraints p157

**Visit our website for more information**

All products come with specific installation guidelines. See p176 for additional product notes or contact our technical team on 0370 411 2233.

## Rustic block size adds a new dimension

With all the advantages of our popular Tegula® block paving, renowned for its lasting performance, we have developed an alternative. This on-trend shape lends itself to a unique driveway finish using either a horizontal or herringbone laying pattern.

Tegula is a trademark of SF Kooperation GmbH.

✓ Available via order select, see pg 178



**££**  
MID RANGE





**Driveline Nova Coarse**  
Brindle & Pebble Grey Mix  
Also shown: Sawn Versuro Walling, laid vertically.  
Design & Install by Graden TLC, Oldham.

# DRIVELINE NOVA®

## Driveways



Pebble Grey  
Smooth

Brindle Smooth

Brindle  
Coarse

Pebble Grey  
Coarse

## Traditional colours with a contemporary twist

A paving option with lots of design capabilities and versatility. From the successful combination of two contrasting colours, a larger size option and two textures, smooth and coarse. Driveline Nova gives a traditional product a contemporary edge.

### Pack Sizes

**Single Size** Pack - 9.72m<sup>2</sup> coverage

300 x 150 x 50

Dimensions  
in millimetres:

**216**  
per pack

Colours:

All

Larger size for a speedier install:



**Complete this look**  
Driveway Restraints p157

### Visit our website for more information

All products come with specific installation guidelines. See p176 for additional product notes or contact our technical team on 0370 411 2233.

Part of the SPT range because of a streak of colour across the block.



**££**  
MID RANGE

✓ Available via order select, see pg 178



**Drivesett Savanna**  
Traditional & Autumn Mix  
Design & Install by All Seasons Landscapes, Stockton-on-tees.

## Create a versatile driveway for everyday living

An all round great quality, great value product. Designed to create a classic driveway look and finish, with hardwearing performance. These classic shape blocks are available in a range of contemporary colours and sizes to provide the right aesthetic for every property style.

### Pack Sizes

Dimensions  
in millimetres:

Colours:

### Single Size Packs

240 x 160 x 50

**300**  
per pack  
**11.52m<sup>2</sup>**  
coverage

160 x 160 x 50

**420**  
per pack  
**10.75m<sup>2</sup>**  
coverage

120 x 160 x 50

**540**  
per pack  
**10.37m<sup>2</sup>**  
coverage

All

### Complete this look

Driveway Restraints p157

### Visit our website for more information

All products come with specific installation guidelines. See p176 for additional product notes or contact our technical team on 0370 411 2233.

# DRIVESETT<sup>®</sup> SAVANNA<sup>®</sup>

## Driveways



Autumn

Traditional

Pennant Grey

Charcoal

Drivesett Savanna Kerb. See page 158.

✓ Available via order select, see pg 178



**££**  
MID RANGE





Driveline 50  
Burnt Ochre  
Also shown: Edged with Charcoal.

## Pack Sizes

**Single Size** Pack - 9.76m<sup>2</sup> coverage

200 x 100 x 50

Dimensions  
in millimetres:

**488**  
per pack

Colours:

All

# DRIVELINE 50<sup>®</sup>

## Driveways



Brindle

Charcoal

Burnt Ochre

Pewter Multi

Bracken

## A trusted favourite with a quality finish

Affordable block paving for driveways with all the inherent quality of a Marshalls product. These smooth and durable blocks are available in a wide range of vibrant colours that complement the subtle sparkle that can be seen in the surface. Driveline 50 will maintain this appearance, complementing any style of property for many years to come.

**Complete this look**  
Driveway Restraints p157

### Visit our website for more information

All products come with specific installation guidelines. See p176 for additional product notes or contact our technical team on 0370 411 2233.

Part of the SPT range because of its premium surface texture and subtle sparkle.



**££**  
MID RANGE



### Standard Block Paving

Bracken

Also shown: Bracken/edged with Charcoal.  
Installed by James Bird Landscapes Ltd, Sheffield.

# STANDARD BLOCK PAVING

## Driveways



Brindle

Red

Charcoal

Bracken

Sunrise

Buff

Natural

## Pack Sizes

**Single Size** Pack - 9.76m<sup>2</sup> coverage

200 x 100 x 50

Dimensions  
in millimetres:

**488**  
per pack

Colours:

All

### Complete this look

Driveway Restraints p157

### Visit our website for more information

All products come with specific installation guidelines. See p176 for additional product notes or contact our technical team on 0370 411 2233.

## A budget driveway solution

Budget block paving which offers a slightly more attractive, practical and longer lasting option than a resin or asphalt product. However, if you're looking for an alternative product of superior quality, take a look at Driveline 50, made with our exclusive 'Surface Performance Technology'.





A woman in a grey jacket and blue jeans is walking a small black and white dog on a leash across a wide, curved driveway. The driveway is paved with dark grey, interlocking rectangular stones. To the left of the driveway is a green lawn and a wooden fence with a lattice top. In the background is a two-story brick house with a dark grey roof, white window frames, and a small balcony. A white car is partially visible on the right side of the driveway.

# PERMEABLE DRIVEWAYS

SUSTAINABLE  
INNOVATION FOR  
WATER MANAGEMENT

---

Argent Priora  
Dark





### Drivesett Argent Priora

Graphite

Also shown: Drivesett Argent Priora, Light, Border/Drivesett Argent Edging.  
Design & Install by Milner Landscapes & Construction, Birmingham.

# DRIVESETT® ARGENT® PRIORA®

Patented Permeable Block Driveways



Graphite

Light

Dark

## A modern aesthetic with permeable properties

The ultimate sustainable driveway option with no additional drainage required and no need for planning permission. Drivesett Argent Priora Permeable Paving is designed to enable rainwater to percolate directly into the ground below, without overloading the drains, thereby reducing flood risk. Drivesett Argent Priora has all the design appeal of a contemporary granite-look and is available with a range of coordinating, walling and edging features.

✓ Available via order select, see pg 178

### Pack Sizes

Dimensions  
in millimetres:

Colours:

### Project Pack - 8.06m<sup>2</sup> coverage

240 x 160 x 60

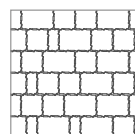
**108**  
per pack

160 x 160 x 60

**135**  
per pack

80 x 160 x 60

**36**  
per pack



Priora is a trademark of UNI-International Bausysteme GmbH.

### Visit our website for more information

All products come with specific installation guidelines. See p176 for additional product notes or contact our technical team on 0370 411 2233.

### Complete this look

Driveway Restraints p157



**£££**  
PREMIUM





**Drivesett Tegula Priora**  
Pennant Grey  
Also shown: With Harvest mix and Traditional.  
Design & Install by Sandstone Landscape Construction, York.

# DRIVESETT® TEGULA® PRIORA®

Patented Permeable Block Driveways



Traditional

Pennant Grey

Harvest

## Pack Sizes

### Single Size Packs

Dimensions  
in millimetres:

Colours:

240 x 160 x 60

**232**  
per pack  
**8.91m²**  
coverage

160 x 160 x 60

**348**  
per pack  
**8.91m²**  
coverage

120 x 160 x 60

**492**  
per pack  
**9.45m²**  
coverage

All

Tegula is a trademark of SF Kooperation GmbH.  
Priora is a trademark of UNI-International Bausysteme GmbH.

## A versatile permeable solution with an aged and authentic look

Drivesett Tegula Priora has been designed to manage heavy rainfall in a sustainable way, with surface water passing through into the ground below. As a result, there is no need for planning permission or any additional drainage. Drivesett Tegula is renowned for its lasting high quality look, whilst featuring an elegant time-worn appearance.

**Complete this look**  
Driveway Restraints p157

### Visit our website for more information

All products come with specific installation guidelines. See p176 for additional product notes or contact our technical team on 0370 411 2233.



**£££**  
PREMIUM



**Driveline Piora**  
**Brindle**  
 Also shown: Edged with Driveline Piora/Charcoal,  
 and Driveline 4-in-1 Kerb/Charcoal.

# DRIVELINE<sup>®</sup> PRIORA<sup>®</sup>

Patented Permeable Block Driveways



Brindle

Bracken

Burnt Ochre

Buff

Charcoal

Red

## A patented permeable driveway solution

The affordable permeable driveway solution, available in a range of attractive and popular colour options to enhance every home. Driveline Piora manages driveway drainage by allowing surface water to pass through the joints directly into the ground below, therefore not overloading the drains and reducing flood risk. Due to this, no planning permission or additional drainage is required.

### Pack Sizes

**Single Size** Packs - 8.08m<sup>2</sup> coverage

200 x 100 x 60

Dimensions  
 in millimetres:

**404**  
 per pack

Colours:

All

Piora is a trademark of UNI-International Bausysteme GmbH.

*Complete this look*

Driveway Restraints p157

**Visit our website for more information**

All products come with specific installation guidelines. See p176 for additional product notes or contact our technical team on 0370 411 2233.



**££**  
 MID RANGE





## Grassguard

Also shown: Area adjacent to Drivesett Argent Priora, Light.

## Pack Sizes

**Single Size** Pack - 9.6m<sup>2</sup> coverage

500 x 300 x 100

Dimensions  
in millimetres:

**64**  
per pack

# GRASSGUARD®

Permeable Driveways



Earth Brown

## An occasional parking solution

Versatile and hardwearing, Grassguard is a great addition to block paved driveways, where only occasional parking is required. No planning permission required – Grassguard deals with rainfall run off in a sustainable way and retains all the environmental benefits of a natural grass area.

## Complete this look

Steps p144, Walling p126, Borders and Edges p148, Bespoke p12, Driveway Restraints p157

## Visit our website for more information

All products come with specific installation guidelines. See p176 for additional product notes or contact our technical team on 0370 411 2233.

✓ Available via order select, see pg 178



**££**  
MID RANGE





# WALLING & STEPS

---

Sawn Versuro  
Caramel Cream



# FIND YOUR **STYLE...**

Whatever the style of your home, you will often require external walling to define some areas, confine others or create a barrier for privacy. We have a selection of premium walling products that complement our ranges of driveways and garden paving to achieve even the most ambitious projects.

## CHOOSE FROM...

### **VENEER WALLING**



Veneer tiles create a real wall easier. Fitted onto breeze block core inner for the stability of a real wall.

### **BLOCK WALLING**



Full block to build a strong and natural finish walling.

# SHOP BY COLOUR - WALLING

Most people have in mind a colour palette for their project, irrespective of material or texture. Here you can choose your walling products using this useful colour chart grouped by colour tone and texture.

## NATURAL STONE

### Key

Also available as:

Border



Driveway



Paving



Coping



Edging



STONEFACE DRYSTACK VENEER,  
Nero Quartzite Mirror — p135



STONEFACE DRYSTACK VENEER, Nero Quartzite — p135



STONEFACE DRYSTACK VENEER, Slate Verte — p135



STONEFACE TEXTURED, Silver Birch Multi — p133



TRADITIONAL NATURAL STONE,  
Tumbled, Silver Birch — p132 



TRADITIONAL NATURAL STONE, Pitched Face,  
Silver Birch — p132



STONEFACE SAWN VENEER, Silver Multi — p134



SAWN VERSURO, Silver Multi — p131



STONEFACE DRYSTACK VENEER, Copper Slate — p135



STONEFACE SAWN VENEER, Autumn  
Bronze Multi — p134



SAWN VERSURO, Autumn Bronze Multi — p131



SAWN VERSURO, Golden Sand Multi — p131





STONEFACE SAWN VENEER, Golden Sand  
Multi — p134



STONEFACE TEXTURED, Golden Sand  
Multi — p133



TRADITIONAL NATURAL STONE, Pitched  
Face, Autumn Bronze — p132



TRADITIONAL NATURAL STONE,  
Tumbled, Autumn Bronze — p132



STONEFACE DRYSTACK VENEER, Harvest  
Mix Quartzite — p135



STONEFACE SAWN Veneer, Caramel  
Cream Multi — p134



SAWN VERSURO, Caramel Cream Multi —  
p131 **P**



STONEFACE DRYSTACK VENEER, Oyster  
Quartzite — p135



## CONCRETE WALLING

ARGENT, Dark — p137  
**C D E P**



MARSHALITE®, Pitched Face, Ash  
Multi — p139



MARSHALITE®, Rustic, Ash Multi — p139



ARGENT, Light — p137  
**D E P**



TEGULA, Traditional — p140



OLD MILL BRICK, Sunset — p141



CROFT STONE, Buff — p138



CROFT STONE, Weathered — p138



MARSHALITE®, Rustic, Buff — p139



MARSHALITE®, Split Face, Buff — p139



MARSHALITE®, Pitched Face, Buff — p139







# NATURAL STONE WALLING

Bespoke Service Available - See p12

Stoneface® Drystack Veneer Walling  
Copper Slate





### Sawn Versuro Walling

Caramel Cream Multi

Also shown: Autumn Bronze Multi feature band.  
Sawn Versuro Paving, Caramel Cream Multi.

# SAWN VERSURO®

Ethically Sourced Sandstone



Golden Sand  
Multi

Caramel Cream  
Multi

Autumn Bronze  
Multi

Silver Multi

## A luxurious contemporary choice

Elegant Sawn Versuro walling will enhance any garden setting. Made from the same ethically sourced quartzite Indian Sandstone as the Jumbo Sawn Versuro paving range to give a perfectly coordinated finish.

### Pack Sizes

Dimensions  
in millimetres:

Colours:

### Project Pack - 4m<sup>2</sup> coverage

500 x 100 x 100	400 x 100 x 100	300 x 100 x 100	200 x 100 x 100
28 per pack	28 per pack	28 per pack	32 per pack

All

### Straight Coping

500 x 136 x 50



Sawn, Straight Coping

50 per pack

All

### Complete this look

Steps p144, Bespoke p12, an external thin bed adhesive

### Visit our website for more information

All products come with specific installation guidelines. See p177 for additional product notes or contact our technical team on 0370 411 2233.



✓ Available via order select, see pg 178





**Traditional Natural Stone**  
Pitched Face Walling/Silver Birch  
Design & Install by Perfect Paving, Keston.

# TRADITIONAL NATURAL STONE

Ethically Sourced Sandstone



Pitched Face,  
Silver Birch

Pitched Face,  
Autumn Bronze

Tumbled,  
Silver Birch

Tumbled,  
Autumn Bronze

Pitched Face Walling is faced on one side and two ends.  
Tumbled Walling is faced on all sides.

## The classic, rustic walling choice

A beautiful pitched or tumbled finish, providing the perfect choice for traditional yet striking walling designs. Made from ethically sourced sandstone, hand-selected for colour consistency and designed to blend perfectly with Marshalls natural stone paving products.

### Pack Sizes

Dimensions  
in millimetres:

Colours:

#### Tumbled Project Pack - 5m<sup>2</sup> coverage

300 x 100 x 65

**215**  
per pack

220 x 100 x 65

**290**  
per pack

All

#### Pitched Project Pack - 5m<sup>2</sup> coverage

300 x 100 x 65

**215**  
per pack

220 x 100 x 65

**290**  
per pack

All

**Visit our website for more information**

All products come with specific installation guidelines. See p177 for additional product notes or contact our technical team on 0370 411 2233.

✓ Available via order select, see pg 178







### Stoneface Textured

Also shown: Versuro Sawn Antique Silver Bullnose Steps as coping and Always Green, Playing Fields.

### Pack Sizes

Dimensions  
in millimetres:

Colours:

### Project Pack - 1.35m<sup>2</sup> coverage

Box A = 0.54mm



18  
pieces

Box B = 0.45mm



17  
pieces

Box C = 0.36mm



11  
pieces

Thickness calibrated to 15mm +/- 1.5mm  
Min order 1 kit only. 1 Kit will contain box A, B and C.\*

All

# STONEFACE<sup>®</sup> TEXTURED

## Walling



Golden Sand  
Multi



Silver Birch  
Multi

## Create striking feature walls with texture and depth

This stunning walling comes in a mix of smooth and textured finishes, with a variety of lengths, widths and thicknesses, creating a truly unique looking walling.

The mix in textures creates a more subtle colour blend, creating a stunning and soft looking feature wall area.

### Visit our website for more information

All products come with specific installation guidelines. See p177 for additional product notes or contact our technical team on 0370 411 2233.





### Stoneface Sawn Veneer

Silver Multi

Also shown: Argent Dark Coping and Always Green, Summer Lawn.

# STONEFACE® SAWN VENEER

## Walling



Golden Sand  
Multi

Caramel Cream  
Multi

Autumn Bronze  
Multi

Silver Multi

## Pack Sizes

Dimensions  
in millimetres:

Colours:

**Project Pack** - 0.6m<sup>2</sup> coverage

500 x 100 x 15

**4**  
per pack

400 x 100 x 15

**4**  
per pack

300 x 100 x 15

**4**  
per pack

200 x 100 x 15

**4**  
per pack

100 x 100 x 15

**4**  
per pack

All

## Simple and striking contemporary elegance

These beautiful natural stone veneers have been designed as cladding for existing or purpose built flat walls, combining all the aesthetics of sawn stone walling with the ease of the Stoneface installation method. Hand selected for a consistently matched colour blend that coordinates perfectly with all of the Sawn Versuro range.

### Complete this look

Steps p144, Copings p142, Bespoke p12

### Visit our website for more information

All products come with specific installation guidelines. See p177 for additional product notes or contact our technical team on 0370 411 2233.



**£££**  
PREMIUM



# STONEFACE® DRYSTACK VENEER

## Walling



Copper Slate (CS)

Harvest Mix  
Quartzite (HM)

Oyster Quartzite (OQ)

Nero Quartzite (NQ)

Slate Verte (SV)

Nero Quartzite  
Mirror (NQM)

Stoneface® Drystack Veneer  
Nero Quartzite Mirror  
Also shown: Granite Eclipse Bullnose Step as coping

### Pack Sizes

Dimensions  
in millimetres:

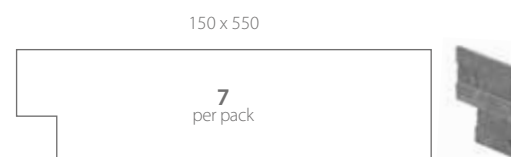
Colours:

**Single Size** Pack - 0.5775m<sup>2</sup> coverage



All

### Corner Pieces



CS, HM, OQ, NQ, SV

## A beautifully eye-catching focal point

Achieve a stunning finish that transforms existing or purpose built flat walls quickly and easily. These attractive natural stone veneers use a clever Z-cut panel format to disguise joint lines for a seamless effect. Choose from a multi colour tone, solid colour or finished with brushed aluminium 'mirror effect pieces', all of which have a natural Quartzite finish that sparkles in the sun.

✓ Available via order select, see pg 178

**Complete this look**  
Copings p142, Steps p144

### Visit our website for more information

All products come with specific installation guidelines. See p177 for additional product notes or contact our technical team on 0370 411 2233.





A woman in a light pink coat and blue jeans is walking from left to right behind a grey concrete retaining wall. The wall is constructed from rectangular blocks with a rough, pitched face. Behind the wall, a white car is parked on a paved area. The background is filled with lush green hedges and several small, rounded topiary trees. The scene is set in a garden or driveway area.

# CONCRETE WALLING

DURABLE &  
HARDWEARING

---

**Marshalite®**

Pitched Face Ash Multi

Also shown: Argent Coping, Dark.





### Argent Walling

Light

Also shown: Argent Coping, Light.

Design & Install by Habitat Landscapes Ltd, Bedford.

# ARGENT®

## Walling



Light

Dark

## Stylish granite look for a contemporary design

Clean lines, cool grey colours and an attractive granite texture with sparkle, give Argent walling a modern look and feel. This walling is the perfect partner for all other Argent products, creating a distinctive and cohesive finish.

### Pack Sizes

**Single Size** Pack - 6.1m<sup>2</sup> coverage

440 x 100 x 140

Dimensions  
in millimetres:

**90**  
per pack

Colours:

All

### Complete this look

Borders and Edges p148, Copings p142, an external thin bed adhesive

### Visit our website for more information

All products come with specific installation guidelines. See p177 for additional product notes or contact our technical team on 0370 411 2233.

✓ Available via order select, see pg 178



**£££**  
PREMIUM





Croft Stone Walling  
Weathered

# CROFT STONE®

## Walling



Buff

Weathered

## Unique easy-build system

Designed specifically for the construction of small retained planter walls, Croft Stone walling is the perfect DIY choice. With no mortar required, the walls can be built and rebuilt to suit individual designs. Easy to construct with only one block size.

### Pack Sizes

Dimensions  
in millimetres:

Colours:

**Single Size** Pack - 2.7m<sup>2</sup> coverage

300 x 170 x 100

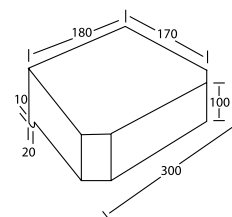
**90**  
per pack

All

### Number of units required per linear measure

Number of Courses	Length of Croft Wall				
	1.2m	2.4m	3.6m	4.8m	6m
1	4	8	12	16	20
2	8	16	24	32	40
3	12	24	36	48	60
4	16	32	48	64	80
5	20	40	60	80	100
6	24	48	72	96	120

No. of blocks required



Depth of each course 100mm

### Visit our website for more information

All products come with specific installation guidelines. See p177 for additional product notes or contact our technical team on 0370 411 2233.

✓ Available via order select, see pg 178





# MARSHALITE®

## Walling



Rustic, Buff (B)

Rustic, Ash  
Multi (AM)Pitched Face,  
Buff (B)Pitched Face,  
Ash Multi (AM)Split Face,  
Buff (B)

Faced on one side only on some colours but not guaranteed.

Marshalite®  
Pitched Face Ash Multi  
Also shown: Argent Coping, Dark.

## The versatile choice for any space

Available in three natural and authentic stone finishes, a range of sizes and two attractive colours, Marshalite walling offers a versatile and effective choice to complement all garden design schemes.

### Pack Sizes

Dimensions  
in millimetres:

Colours:

### Split Single Size Packs

440 x 100 x 140

90  
per pack  
6.1m<sup>2</sup>  
coverage

300 x 100 x 65

297  
per pack  
6.9m<sup>2</sup>  
coverage

220 x 100 x 65

360  
per pack  
6.2m<sup>2</sup>  
coverage

B

### Pitched Single Size Packs

440 x 100 x 140

90  
per pack  
6.1m<sup>2</sup>  
coverage

300 x 100 x 65

297  
per pack  
6.9m<sup>2</sup>  
coverage

220 x 100 x 65

360  
per pack  
6.2m<sup>2</sup>  
coverage

B, AM

### Rustic Single Size Packs

300 x 100 x 65

297  
per pack  
6.9m<sup>2</sup>  
coverage

220 x 100 x 65

320  
per pack  
5.5m<sup>2</sup>  
coverage

B, AM

✓ Available via order select, see pg 178

### Visit our website for more information

All products come with specific installation guidelines. See p177 for additional product notes or contact our technical team on 0370 411 2233.





### Tegula Walling Traditional

Also shown: Heritage Coping/Old Yorkstone.  
Installed by Brockstone Landscape Construction Ltd, Liverpool.

# TEGULA®

## Walling



Traditional

Faced on one side only.

## Complementing garden and driveway walling

Tegula walling features a high quality, rustic appearance designed to bring instant character to any property. Designed to coordinate our popular Drivesett® Tegula® paving.

### Pack Sizes

Dimensions  
in millimetres:

#### Single Size Packs

440 x 100 x 140

80  
per pack  
5.5m<sup>2</sup>  
coverage

300 x 100 x 65

240  
per pack  
5.6m<sup>2</sup>  
coverage

220 x 100 x 65

320  
per pack  
5.52m<sup>2</sup>  
coverage

### Complete this look

Copings p142

### Visit our website for more information

All products come with specific installation guidelines. See p177 for additional product notes or contact our technical team on 0370 411 2233.

✓ Available via order select, see pg 178



£££  
PREMIUM





Old Mill Brick  
Sunset

## Pack Sizes

Dimensions  
in millimetres:

**Single Size** Pack - 7.7m2 coverage

215 x 102.5 x 65

**452**  
per pack

*Complete this look*

Copings p142

## Visit our website for more information

All products come with specific installation guidelines. See p177 for additional product notes or contact our technical team on 0370 411 2233.

# OLD MILL® BRICK

## Walling



Old Mill Brick,  
Sunset

Faced on one side and one end.

## Charming traditional handmade bricks

Recreating the timeless, warm look of quality crafted brickwork, Old Mill® Brick is made from clay and offers the character and beauty found in historic handmade bricks. This authentic, vintage appearance has all the benefits of frost resistance and strength of modern brick.

✓ Available via order select, see pg 178



**££**  
MID RANGE



**Argent Coping**  
Dark  
Also shown: Sawn Versuro walling.

# Practical and stylish finishes for all walling projects

Coordinating or contrasting coping colours and finishes to cap off your walls and pillars. As well as completing the walling look, they are an essential component to protect the structure from water damage.

See Bespoke pages for alternative stone copings p12

# COPINGS & CAPS

## Walling

	Sizes mm (nominal)	No. items/ pack	m /pack	Colours	Order Select*
Argent Coarse Coping					
Single Size Packs	600 x 136 x 50	50	30.5	LT, DK	✓
	600 x 272 x 50	25	15.3		
Drivesett Coping					
Single Size Pack	600 x 300 x 45	20	6*	TR	✓
Heritage Coping					
Single Size Pack	600 x 300 x 38	44	34.2	Y,OY	✓
	Sizes mm (nominal)	No. items/ pack	m /pack	Colours	Order Select*
Precast Coping & Caps					
Coping Single Size Packs	600 x 140 x 50 to 30	56	33.6	OW	✓
	600 x 280 x 50 to 30	27	16.2		
Pillar Caps Single Size Packs	380 x 380 x 76 to 32	24	N/A		✓
	280 x 280 x 63 to 32	48			
Saxon Coping					
Coping Single Size Pack	600 x 136 x 50	50	30.5	B	✓
	600 x 272 x 50	25	15.3	B	

\*For Order Select details see p179

Visit our website for more information

All products come with specific installation guidelines.  
Contact our technical team on 0370 411 2233.



DRIVESETT, Traditional (TR)



ARGENT, Light (LT)  
D E P W



SAXON, Buff (B)  
P



HERITAGE, Old Yorkstone (OY)  
P



PRECAST, Off White (OW)



ARGENT, Dark (DK)  
D E P W



HERITAGE, Yorkstone (Y)  
P



### Key

Also available as:

Driveways

D

Paving

P

Edging

E

Walling

W



**Sawn Versuro® Bullnose Steps**  
 Caramel Cream Multi  
 Also shown: Sawn Versuro Paving.  
 Design & Install by Brighthouse Driveways Ltd, Brighthouse.

# BULLNOSE STEPS

## Natural Stone

### Handcrafted stone steps for a beautifully coordinated finish

Beautifully hand finished bullnosed edge profile stone steps. Available in various colours of sandstone, granite, marble, limestone and slate. All available as complete step kits with additional centre pieces, the steps coordinate perfectly with their equivalent stone range providing a crafted elegance for a professional finish.

	Sizes mm (nominal)	No. items/ pack	Colours	Order Select*
10 Step Kit				
Centre Stone	560 x 350 x 50 <sup>†</sup>	10	CCM, GSM, ABM, ASM, P, O, SG <sup>†</sup> , B <sup>†</sup> : EL, ED, GR, G, M	✓
Corner Radius	350 x 350 x 50 <sup>†</sup>	20		
Centre Stone Pack				
Centre Stone	560 x 350 x 50 <sup>†</sup>	30	CCM, GSM, ABM, ASM, P, O, SG <sup>†</sup> , B <sup>†</sup> : EL, ED, GR, G, M	✓**

\*Order Select is supplied in Single Step Kits (A Single Step Kit comprises; 1 x Centre Stone and 2 x Corner Radius). See p179 for details.  
 \*\*Centre stones are also available as Order Select as well as step kits.  
<sup>†</sup>Casarta Slate steps are 40mm thick.

Bespoke Service available - See p12

**Visit our website for more information**

All products come with specific installation guidelines. See p177 for additional product notes or contact our technical team on 0370 411 2233.


  
CO<sub>2</sub>/M<sup>2</sup>


  
Fair stone


  
DELIVER


  
PREMIUM





Sawn Versuro, Caramel Cream Multi (CCM)



Sawn Versuro B, Golden Sand Multi (GSM)



Sawn Versuro, Autumn Bronze Multi (ABM)



Sawn Versuro, Antique Silver Multi (ASM)



Lazaro Marble, Pearl (P)



Lazaro Marble, Ocean (O)



Casarta Slate, Silver Grey (SG)†



Casarta Slate, Black (B)†



Granite Eclipse, Light (EL)



Granite Eclipse, Dark (ED)



Granite Eclipse, Graphite (GR)



Capleton, Grange (G)



Capleton, Manor (M)

This product comes with specific installation guidelines. Please contact our Technical Advisory Team on 0370 411 2233 or visit our website [www.marshalls.co.uk/homeowners](http://www.marshalls.co.uk/homeowners) prior to installation.

For more product notes see p177 or website



Granite Eclipse® Bullnose Steps  
Dark





# FINISHING ESSENTIALS

---

**Drivesett Coppice**  
Cedar Blend with Oak Blend border





Drivesett® Deco  
Traditional

# DRIVESETT® DECO

## Pathways & Driveways

### Rustic and traditional cobbled effect

Create a traditional cobbled effect with these smaller rustic blocks, offering an elegant aged appearance and a choice of rich colour blends. Drivesett® Deco is suitable for use as driveway, edging feature or path coordinating beautifully with many other Marshalls paving and driveway products.



Traditional

Cotswold

Cinder

### Pack Sizes

**Single Size** Pack - 10.67m<sup>2</sup> coverage

110 x 110 x 50

Dimensions  
in millimetres:

882  
per pack

Colours:

All

✓ Available via order select, see pg 178

### Visit our website for more information

All products come with specific installation guidelines. See p177 for additional product notes or contact our technical team on 0370 411 2233.





Sawn Versuro® Borders  
Caramel Cream Multi  
Also shown: Driveway in Drivesys Split Stone

# BORDERS & EDGINGS

The perfect finishing touch to your paving project

A wide range of borders and edgings that can be used to create distinct garden spaces and play a role in maintaining the integrity and strength of the paving they border, providing the perfect finishing touch. Compatible with all paving and pathway ranges to enhance every garden design.

Argent®, Light (LT)



Argent®, Dark (DK)



Hewnstone Edging, Autumn (A)



Hewnstone Edging, Light Buff (LB)



Round Top, White (W)



Round Top, Buff (B)



Saxon®, Buff (B)



Sawn Versuro®, Golden Sands Multi (GSM)




Sawn Versuro®, Autumn Bronze Multi (ABM)



Sawn Versuro®, Antique Silver Multi (ASM)



Sawn Versuro®, Caramel Cream Multi (CCM)



Contour, Buff (B)



Victorian Rope Top (RB)





	Sizes mm (nominal)	No. items/ pack	Weight (kg/ each)	Weight (kg/ pack)	Colours	Order Select*
<b>Edging</b>						
Saxon***	600 x 136 x 50	50	9	469	B	✓
Argent***	600 x 136 x 50	50	9	507	LT, DK	✓
Contour	600 x 150 x 50	54	9.5	513	B	
Round Top	600 x 150 x 50	54	10.7	578	B, W	
Sawn Versuro®	900 x 150 x 50	20	18.7	893	CCM ABM ASM GSM	✓
Victorian Rope Top	590 x 180 x 50	30	12.4	372	RB	N/A
Hewnstone Edging	200 x 450 x 50	20	8.6	172	A LB	✓

\*Can be obtained in less than full pack quantities – minimum quantity, single units. See Order Select, p178.

\*\*Coping used as an edging can be obtained in less than full pack quantities – minimum quantity, single units (See Order Select, p178).

**Visit our website for more information**





# JOINTING





# JOINTING RANGE

This is an overview of our jointing family, to complement our extensive range of patio and driveway products. Visit our website for full product information on each of the below.



## Joint Filling Sand

- Kiln Dried Sand
- Use on driveways & patios
- Quick & easy to apply
- Recommended for SYMPHONY® Plus



## Weatherpoint® 365 Jointing Compound

- Resin based
- Use on most patio paving
- Can be used in wet and dry conditions
- Suitable for DIY & trade professionals



## SYMPHONY® Jointing Compound

- Resin based
- Use on all porcelain patios
- Can be used in wet and dry conditions
- Suitable for DIY & trade professionals



## Drivesys® Jointing Compound

- Resin based
- For use with Drivesys® Driveways
- Can be used in wet and dry conditions



## Exterior Jointing Grout

- Cement based
- Use with patio and driveway paving
- Exceptional bond strength
- Install required by a landscaping professional. 2 person application.

Jointing is not available on sample service



# WEATHERPOINT® 365

Jointing Compound



Stone Grey



Buff



Weatherpoint  
Sawn Versuro Paving  
Antique Silver Multi with Weatherpoint 365/Stone Grey.

## All weather jointing material

Weatherpoint® 365 all weather jointing material speeds up installations times, reduces labour involvement and can be laid all year round, come rain or shine. With no mixing or waste, Weatherpoint® 365 will withstand light pressure washing.

Suitable for use with all types of paving materials, **except** Granite Eclipse®, Lazaro Marble®, Drivesys® and SYMPHONY® Plus Drive products.

	Weight per tub	Weight per pallet	Number of tubs per pallet	Coverage per tub*	Joint size
Stone Grey	15kg	1080kg	15	7m <sup>2</sup>	10 - 15mm
Buff					

\*Coverage is a guide based on a 450 x 450 plan size with 10mm joints at 35mm deep. Minimum 20mm joint depth for paving

**24 month shelf life from date of manufacture**

Contact technical for further information advice.



# Marshall's Exterior Jointing Grout (MEJG)

Cement based jointing grout



Charcoal



Natural



Marshall's Exterior Jointing Grout  
Natural

## Cement based jointing for a contemporary finish

Its quick setting formula means it will start curing in 15 minutes\* and accepts light foot traffic after only 1 hour, dependent on temperature and humidity.

**Please follow the installation guidelines on page 177.**

\* Depending on humidity and temperature



Visit Marshall's  
YouTube channel  
to view the MEJG  
installation video

	Weight per tub	Weight per tub	Joint size	Coverage per tub
Natural	25kg	25kg	3 - 50mm	25m <sup>2</sup> **
Charcoal				

Not recommended for use with Drivesys® or products on a flexible bed. Minimum 20mm joint depth for paving.

\*\* Based on Sawn Versuro 560 x 560 with a joint width of 10mm. Contact us for our handy tool to help calculate how many tubs you will need for your job.

**8 month shelf life from date of manufacture**

Contact technical for further information advice.

# JOINTING MATRIX

Installation	Kiln Dried Sand	Weatherpoint® 365	SYMPHONY® Jointing Compound
Ideal for Paving Installations		✓	✓
Ideal for Driveway Installations	✓		
SYMPHONY® Plus Paving	✓		✓
Porcelain Paving		✓	✓
Sandstone Paving		✓	
Limestone Paving		✓	
Granite Paving			
Marble Paving			
Slate Paving		✓	
Concrete Paving		✓	
Natural Stone Driveway Setts			
Sawn Granite Driveway Setts			
SYMPHONY® Plus Driveways	✓		
Drivesys® Driveway System			
Driveline® Driveways	✓		
Drivesett® Driveways	✓		
Standard Block Paving	✓		
Application			
Joint Width	2-5 mm	10-15 mm	3-8mm & min 20mm depth
Bed Type	Flexible	Rigid	Rigid
Installation	Brush	Wet & Brush	Wet & Brush
Installation Temperature		3-25°C	3-25°C
Weather Conditions	Dry	Dry/Light Rain	Dry/Light Rain
Coverage (approx.)	approx 4.5-6.5m²	7m²	16-23.4m²
Technical Difficulty (★ = easy ★★★★★ =hard)	★	★★★	★★★
Cure Time (depending on weather conditions)	n/a	24 hours crusting, 30 days fully cured	25 hours crusting, 30 days fully cured



Drivesys® Jointing Compounds	Exterior Jointing Grout
	✓
✓ Drivesys® only	
	✓
	✓
	✓
	✓
	✓
	✓
	✓ Smooth Surface Only
	✓
	✓
✓	
5-30 mm	3-50mm & min 20mm depth
Semi-Flexible	Rigid
Wet & Brush	Squeegee or Brush
3-25°C	5-20°C
Dry/Light Rain	Dry, no rain within 6 hours of install
5m² based on Original Cobble	25m² (see paving calculator or call technical helpline)
★★★★	★★★★★
72 hours crusting, 30 days fully cured	Initial 1 hour



# DRIVEWAY RESTRAINTS

---

Keykerb  
Charcoal








**Drivesys Roundtop**

Basalt

Also shown: Edging/Basalt with  
Drivesys Original Cobble/Iron Grey.

## DRIVESYS® ROUNDTOP



**Drivesett Argent**

Natural

Also shown: Edging/Natural with  
Drivesett Argent/Dark/Drivesett Argent/Buf.

## DRIVESETT® ARGENT®

# DRIVEWAY EDGING



**Drivesys Roundtop**  
Edging, Basalt (B)

**Drivesett Argent**  
Edging, Natural (N)

**Drivesett Argent**  
Edging, Light (LT)

**Drivesett Argent**  
Edging, Dark (DK)

## Essential to the look and practicality of every project

Contemporary edge restraints designed to complement the full range of Marshalls paving and driveway products. Each edging perfectly complements their respective driveway ranges but will also create a superb feature for any range.

Drivesett Argent Edging has the same premium granite look as the Drivesett Argent range, see p110, p122 and can be used to match or contrast.

Drivesys Roundtop Edging in Basalt coordinates with the expanding range of Drivesys block paving, see p104-107.

	Sizes mm (nominal)	No. items/ pack	Linear m/pack	Colours	Order Select
<b>Driveway Edgings</b>					
<b>Drivesys Roundtop</b>	915 x 150 x 60	40	36.6	B	✓*
<b>Drivesett Argent</b>	915 x 150 x 63	48	43.92	N, LT, DK	

\*For Order Select minimum quantities is one linear metre. See p178 for details.

### Visit our website for more information

All products come with specific installation guidelines. See p177 for additional product notes or contact our technical team on 0370 411 2233.





TEGULA® KERB



DRIVESETT® KERB



SAVANNA® KERB

# MARSHALLS BLOCK KERB

## Versatile, easy to use block kerb

All driveways will require some form of edge restraint for long-lasting structural stability. Use these kerbs for all types of design - steps, grass, patio's, feature banding as well as driveways and pathways.

Provides attractive restraining edges for driveway and paving projects in some of our most popular aesthetics. These products can be laid easily to retain different shapes and orientations.



Tegula Kerb,  
Traditional (TR)



Drivesett Kerb,  
Pennant Grey (PG)



Savanna Kerb  
Charcoal (CH)

	Sizes mm (nominal)	No. items/pack	Colours
TEGULA KERB			
Standard Tegula Kerb	130 x 160 x 250	120/60	TR PG
Radial Internal & External	130 x 160 x 96 x 250	60	
Return Internal & External	160 x 160 x 250	1	
DRIVESETT KERB			
	120 x 80 x 240	192	TR PG H
SAVANNA KERB			
Single Size Pack	130 x 160 x 250	108	CH

Tegula Kerb and Savanna Kerb coordinate with the equivalent block ranges.

**Visit our website for more information**

All products come with specific installation guidelines. See p177 for additional product notes or contact our technical team on 0370 411 2233.







Driveline 4-in-1 Kerb, Brindle



Drivesett 4-in-1 Kerb, Pennant Grey



# 4-in-1 KERB

One unit that gives four possibilities



All driveways require edge restraints for long-lasting structural stability, these kerbs can be used for all types of design.

**Driveline** 4-in-1 is the most contemporary version, offering a smooth edging profile.

**Drivesett** 4-in-1 has been subtly tumbled to give a timeworn appearance with rustic edges.

	Sizes mm (nominal)	No. items/pack	Colours
<b>4-in-1 KERB</b>			
Driveline Single Size Pack	100 x 100 x 200	240	BRI CH
Drivesett Single Size Pack	100 x 100 x 200	240	PG

**Visit our website for more information**

All products come with specific installation guidelines.  
Contact our technical team on 0370 411 2233.



# KEYKERB®

## Budget kerb option

Essential to the look and practicality of every project, Keykerb large and small units are designed to work as a barrier or restraint between soft or decorative landscaping and a driveway or paving space. Available in a variety of profiles for vast design capabilities.

Keykerb Large (KL)	Image No.	A (mm)	B (mm)	C (mm)	D (mm)	E (mm)	Linear m/pack	Colours
Standard (Dual purpose bullnosed and half battered)	1 2	100	127	200		100	25.2	All
Radial Bullnosed (Dual purpose internal/external)	3	70	127	200	95		7.2	C, R
90° Angle Internal (half battered)	4	127	127	200				C, B
90° Angle External (half battered)	5	127	127	200	100			
Radial. Half battered (Dual purpose internal/external)	6	70	127	200	95		7.2	C, R
90° Angle Internal (bullnosed)	7	127	127	200				C, B
90° Angle External (bullnosed)	8	127	127	200				

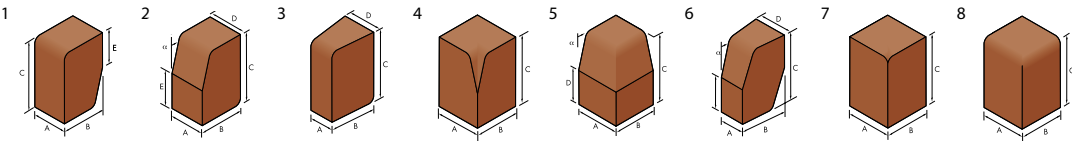
Keykerb Small (KS)	Image No.	A (mm)	B (mm)	C (mm)	D (mm)	E (mm)	Linear m/pack	Colours
Standard (Dual purpose bullnosed and splay)	9 10	100	127	125	100	100	37.8	All
Radial. Splay (Dual purpose internal/external)	11	95	127	125	70	100	10.8	
90° Angle Internal Splay	12	127	127	125				C, B
90° Angle External Splay	13	127	127	125	100			
Radial. Bullnosed (Dual purpose internal/external)	14	70	127	125	95		10.8	C, R
90° Angle Internal (bullnosed)	15	127	127	125				C, B
90° Angle External (bullnosed)	16	127	127	125				



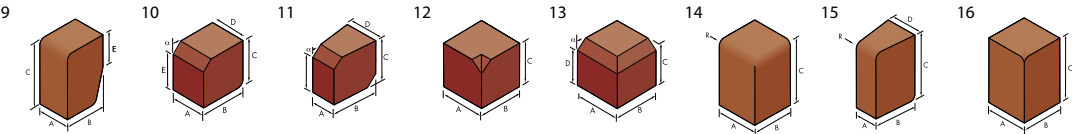
Keykerb  
Charcoal  
Also shown: Lazaro Marble Ocean Paving.

## Designed for versatility and practicality

### KEYKERB® LARGE PROFILES



### KEYKERB® SMALL PROFILES



Visit our website for more information

All products come with specific installation guidelines. See p177 for additional product notes or contact our technical team on 0370 411 2233.





# CHANNELS

	Sizes mm (nominal)	No. items/ pack	Linear m/pack	Colours
Single Size Pack	200 x 200 x 65	240	48	CH



**Driveline Channel,  
Charcoal (CH)**



## TELESCOPIC SECURITY POST

A simple but effective security device, can be used both in front of the garage and at the driveway entrance to deter theft.

	No. item/pack	Weight (kg/pack)	Colours
Telescopic Security Post	1	22	Black, Yellow, Stainless Steel

**Visit our website for more information**

All products come with specific installation guidelines.  
Contact our technical team on 0370 411 2233.





# PEDESTALS

---







# MARSHALLS PEDESTALS

## Innovative floating floor system for patio makeovers

Pedestals create a structurally robust 'floating floor' system which is ideal for use with all Porcelain, Natural Stone and Concrete paving. Pedestals can be used on terraces, rooftops and for patio makeovers (where a stable base has already been installed).

	Sizes mm (nominal)	No. items/ pack	Order Select
Adjustable Paving Pedestal	22-35mm 35-55mm 55-95mm 95-165mm 165-235mm 200-270mm	25	✓*
Self-levelling Paving Pedestal	40-56mm 50-70mm 70-110mm 110-160mm 150-210mm 200-300mm	25	
Stackable Paving Pedestal	150 x 3mm 150 x 10mm 150 x 15mm	250	

\*For Order Select details on see p178.

There are three different pedestals available in the Marshalls range.



Self-levelling



Fixed Head



Stackable Support Pad

### Visit our website for more information

All products come with specific installation guidelines. See p177 for additional product notes or contact our technical team on 0370 411 2233.



Driveline Drain®  
Charcoal  
Also shown: Drivesett Tegula®, Pennant Grey.

**Visit our website for more information**

All products come with specific installation guidelines. See p177 for additional product notes or contact our technical team on 0370 411 2233.



# DRIVELINE DRAIN®

## NEW



- 1: DRIVELINE DRAIN®
- 2: Rodding Box & Access Lid
- 3: Blanking Plate
- 4: Connector Plate

Accessories are also available for a complete installation – your accessories will depend on the length of your drain run. See installation guide for the full details.

Sizes mm (nominal)	No. items/pack	Linear m/pack	Colours
150 x 100 x 168 70 Diameter	240	24	All

This product comes with specific installation guidelines. Please contact our Technical Advisory Team on 0370 411 2233 or visit our website prior to installation.

For more product notes see p177 or website

✓ Available via order select, see pg 178



Driveline Drain®  
Charcoal  
Also shown: Drivesett Tegula®, Pennant Grey.

## Patented, innovative linear drainage solution

Driveline Drain® is an attractive drainage solution, with the benefit of being seriously stronger than metal or plastic alternatives, whilst helping reduce the risk of flooding and complies with government legislation. Straight forward installation makes it easy to finish off your driveway project. Easy maintenance is achieved through using the matching accessories to allow easier access into the drain.



Grey

Charcoal





# CLEANING & MAINTENANCE

SYMPHONY® Natural  
Copper



# REGULAR MAINTENANCE

The cleaning and maintenance needed on your patio or driveway will depend on its surroundings and the amount of free time you have. Here's a quick guide to the jobs required each season:

Not available on sample service\*



## Spring

Give your patio its first good clean of the year after the winter months to get rid of any dirt and detritus which may have built up.

Check the area to make sure your jointing is still intact.

GREEN-AWAY® is perfect for annual use each spring to give your patio or driveway a good clean.

⚠ Many common patio cleaners & brick acids are hydrochloric acid based and are not appropriate on most of our products, inc. sandstone.

## Summer

To keep your garden looking its best give it a regular sweep and general clean with water to keep it looking good.

Make sure any spillages are cleaned down straight away to minimise any staining risks. Caution when using lawn fertilisers, these contain iron additives which can cause rust staining of any paving near to the lawn if over sprayed - should dissipate in time.

## Autumn

As the leaves begin to fall, regularly sweep up any leaves or shrubbery to ensure they do not stain your patio or driveway.

Also remove any stains which may have occurred from berries and leaves falling from trees.

Leaves contain tannins that can stain your patio or driveway.

## Winter

Winter chills can bring snow and ice onto patios and driveways. De-icer can be used on these surfaces but there may be some temporary discolouration once the snow and ice has disappeared.

This should only be temporary and will dissipate away over time.

⚠ Never use common salt to de-ice reconstituted stone or limestone. Specific products are formulated for this purpose.

# When you need a little extra cleaning power...

## GREEN-AWAY®

The ideal solution to remove mould, algae and lichen from all patio, driveway and pavement surfaces. It's also perfect for prevention and maintenance on your new project, apply annually to keep mould, algae and lichen from developing.

- ✓ Almost PH neutral making it gentle and safe to use
- ✓ Removes and prevents mould, algae and lichen
- ✓ Mould & algae starts disappearing within 2 weeks
- ✓ Lichen and black spots start to shrink and disappear within 6 months
- ✓ Pet friendly once dried (keep away from ponds)



Marshall's GREEN-AWAY® comes in a handy 5L bottle covering upto a huge 300m² area when using our 12L professional sprayer!!

Simply spray on and leave it to do its magic...



Simply dilute 1 part Green-Away to 5 parts water into your professional sprayer.

**Top tip:** always add Green-Away to your water and not the other way around and use a 1L measuring jug to ensure the correct dilution.



**Apply on a dry day when rain is not forecast within 6 hours.** The best time for application is in the late afternoon to avoid immediate evaporation.



Always **apply onto a dry surface** and **thoroughly saturate** the surface with Green-Away, then leave to activate.



**Top tip:** Do not rinse the Green-Away off the area.

**The product re-generates with rain** to remove all green stains and detritus over the course of the next month and will last upto 12 months, dependant on the surroundings and level of contamination.



**BEFORE**



**AFTER**



Visit Marshall's YouTube channel to view the Green-Away installation video



# Marshalls Cleaner packs

Marshalls offer Installation and Maintenance Packs. These include a selected range of Lithofin products which can be used when your patio or driveway has first been installed or when you want to maintain it after 12 months.

## Natural stone & concrete installation solution

A carefully selected product to clean down the job once you have installed any of our Natural Stone and Concrete paving products.

⚠ Read instructions before use



## Natural stone & concrete maintenance pack

Includes a range of carefully selected products to revitalise any of our Natural Stone and Concrete paving products after 6-12 months.

- Algex to remove dirt and slippery green deposits.
- Outdoor Cleaner to remove stubborn green and dark deposits and weathered stains.
- MN Power clean for thorough cleaning to all areas.
- Oil-Ex to remove stubborn grease and deep oil staining.



## Porcelain maintenance pack

The porcelain maintenance pack includes a range of carefully selected products to deliver a great finish. Ideal for use after installing any of our porcelain products.

- KF Intensive Cleaner to remove stubborn dirt, oil and grease.
- KF Ceramic Clean to remove grease and rust deposits.



# Handy matrix of what to use where...



	General dirt	Weeds	Moss, mould & algae	Oil, Fat or Grease	Beer, wine & soft drinks	Fruit, berries & leaves	Blood	Chewing gum
Basic cleaning advice	Use a stiff bristle brush to remove any surface dirt	Pull out any weeds	Use a stiff brush to remove any surface dirt	Use paper towels to soak up residue immediately. Do not wipe as this can cause the stain to expand	Use detergent solution & hot water to remove the stain	Use detergent & hot water to remove the stain	Use detergent & hot water to remove the stain	Scrape off the surface
								Freezing & chip off the surface
	Use a detergent and water solution to rinse off	Brush surface with a stiff brush	Use a detergent and water solution to rinse off	Marshall's Kiln Dried Sand can help soak up any excess oil	If the stain is still apparent, use a mild household bleach and clean water to remove the stain	If the stain is still apparent, use a mild household bleach and clean water to remove the stain		Hot water & steam clean
For persistent problems	Use <b>Lithofin Power Clean</b> diluted 1:10 (Natural Stone & Concrete Installation Pack)	Weed Killer (where required) avoid products which include Ferrous Sulphate as this can leave a brown stain over the treated surface	Use <b>Marshall's Green-Away</b> (see pg168)	Use <b>Lithofin Power Clean &amp; Oil Ex</b> (Natural Stone & Concrete Maintenance Pack)	Use <b>Lithofin Power Clean and Outdoor Cleaner</b> (Natural Stone & Concrete Maintenance Pack)	Use <b>Lithofin Outdoor Cleaner</b> (Natural Stone & Concrete Maintenance Pack)	Use <b>Lithofin Power Clean</b> (Natural Stone & Concrete Maintenance Pack)	Use <b>Lithofin Oil-Ex</b> (Natural Stone & Concrete Maintenance Pack) for any residual stains





	Smoke, fire & tobacco	Rust	Cement, mortar & concrete	Paint, ink & graffiti	Tyre marks	Epoxy & Polyester	Copper, bronze & aluminium
Basic cleaning advice	Scrub the area with detergent & hot water to remove the stain	To remove the stain use lemon juice or vinegar	Use an Acid Brick Cleaner to remove any stains	<b>Wet</b> <ul style="list-style-type: none"> <li>• Use paper towels to soak up material</li> <li>• Do not wipe with paper towels as this will extend the stain</li> <li>• Use white spirit, water and detergent to clean the area</li> </ul>	Use detergent & hot water to remove the stain	Burn off with a blow torch	Use an Acid Brick Cleaner to remove any stains
		Process for either <ul style="list-style-type: none"> <li>• Place on stained area for 5 minutes</li> <li>• Scrub into the stain with a stiff bristle brush</li> <li>• Wash with plenty of clean water</li> </ul>		<b>Dry</b> <ul style="list-style-type: none"> <li>• Scrape off all excess paint</li> <li>• Use paint remover to remove the stain</li> <li>• If paint remover does not work, use Acid Brick Cleaner</li> </ul>		Use detergent & hot water to remove the stain	
Additional products required	If the stain is still apparent, use a mild household bleach and clean water to remove the stain	Rust cleaner for your specific flooring material	For acid sensitive stones use <b>Lithofin Power Clean</b> (Natural Stone & Concrete Installation Pack)	Ink - Sodium Perborate & hot water solution	Hot water & steam clean	Use <b>Lithofin Wexa</b> for Polyester Use <b>Lithofin Resin- Ex</b> for Epoxy	For acid sensitive stones use <b>Lithofin Power Clean</b> (Natural Stone & Concrete Installation Pack)
				Dry paint or graffiti - source a specific cleaner for your flooring material			

# Important General Technical Information

## Efflorescence

All concrete products may, in their early life, appear to lose some intensity of colour and experience a milky-white stain on the face of the product. This is efflorescence staining. It is a temporary phenomenon and is in no way detrimental to the performance of the material and responsibility cannot be accepted for its occurrence. Clay products may also suffer from a temporary white stain called lime bloom. This is quite different from efflorescence in concrete products and is caused by soluble salts within the clay being transported by water to the surface as they dry out. Responsibility cannot be accepted for its occurrence. For further information on efflorescence staining in both clay and concrete products, please call the Technical Advisory Service Tel: 0370 411 2233.

## Other Weathering

Weathering and site conditions can occasionally cause other variations in shade to appear. Differential weathering can cause patchy dark discolourations on the surface of individual units. Again this will generally diminish over time and will not affect long term performance. Natural stone may develop added markings, deposits or patches as mineral content oxidises.

All products can develop algae and organic growths under certain environmental conditions and may require cleaning. Areas adjacent to borders, plant pots and trees may discolour from transfer of plant-life; specialist maintenance advice may need to be sought.

Marshalls cannot accept responsibility for any of the above conditions.

## Maintenance

Paving materials require periodic cleaning to maintain their appearance. Regular sweeping to prevent the build-up of detritus is recommended.

Light coloured blocks, whilst structurally sound for driveway use, do emphasise tyre marks and oil spills on the driveway. It must be accepted that these products will need more maintenance if the overall appearance is to be maintained.

Proprietary cleaning agents are widely available. However care should be taken when buying cleaning agents as some varieties contain a concentration of acid, which can adversely affect the appearance of concrete products, clay and natural stone.

A trial on a small section of paving is always recommended prior to using on the full area.

For general cleaning of dirt and algae, vigorous brushing with a stiff yard broom with plenty of hot detergent solution (washing up liquid or non-bio washing powder), thoroughly rinsed with clean water should suffice. Repeated treatment may be required for paved areas sited beneath trees or in permanent/near permanent shade. In certain circumstances, prolonged contact with wet leaves can result in staining of the paved area. Such contact should be avoided wherever practical.

## Power-washing

Power-washing with high-pressure equipment is not normally required. Should these methods be employed, the following precautions should be observed:

- i. Paving should be thoroughly swept to remove detritus (loose debris) that could act as an abrasive agent when moved by the force of a power jet.
- ii. A trial area should be tested before larger scale power-washing takes place.
- iii. No more than a medium pressure should be applied when washing paving.
- iv. The power-washing lance should be held at an oblique angle to the paving and at least 200mm (8") from the surface.
- v. If excess sand is washed from the joints during the washing exercise, it is important that the joints are re-sanded with similar materials upon completion.
- vi. If mortar joints between pavings are damaged during power-washing they should be re-pointed/made good with fresh pointing as required, to maintain the integrity of the paving.

## Suitability/Application

The paving flags illustrated in this literature are primarily intended for domestic/landscape use only.

Paving flags suitable for areas subject to intense foot traffic, i.e. pedestrian precincts and commercial applications, etc. are detailed in separate literature. This literature is available on request by telephoning: 0370 411 2233.

For areas subject to vehicular overrun (driveways, parking areas, etc.), block paving products are recommended, (see Driveways section). The block paving products illustrated in this literature are intended for pedestrian and light vehicular overrun applications (driveways and similar).

For pavements subject to frequent overrun of heavy vehicles, block paving from our commercial/specification range should be used. These are detailed in separate literature, copies of which are available on request by telephoning: 0370 411 2233. Should customers be in doubt as to the suitability of any Marshalls product for a given application, please obtain guidance from our Technical Advisory Service Tel: 0370 411 2233.

## Colour Variation

The colours shown in this literature are as exact as photographic and printing processes will allow. You can get samples from [www.marshalls.co.uk/homeowners](http://www.marshalls.co.uk/homeowners). We strongly recommend that colours are judged and chosen from actual materials rather than photographic representation depicted herein. Although every effort is made to ensure consistency of product colour, variations between production batches can occur. We therefore recommend that, when purchasing materials, especially in the case of larger quantities, they all come from the same batch and that products are thoroughly mixed on site by drawing from a minimum of three packs.

## Availability

Details of pack contents are listed for the guidance of stockists. Product dimensions and weight, etc. are nominal and subject to manufacturing tolerances.

## \*Patented Paving System

Priora is patented in UK and EP079168931.

## Natural Stone

In natural stone Iron spots can sometimes be identified, after installation. This is due to oxidation of iron materials within the matrix of the stone. This does not effect the structural integrity of the stone.

## Staining

Certain common garden chemicals such as Ferrous Sulphate can stain paving. Please check the information given on the container holding the chemical. If chemicals are spilt on the paving remove immediately by rinsing away with clean water.

## Marshalls Commitment to Quality & Innovation

Marshalls is committed to innovative product development and manufacture. To help you obtain maximum enjoyment and long service from any Marshalls product, we would be pleased to make you aware of the following:

The evolution of new product design is continuous and information is subject to change without notice. Customers should check with the stockist to ensure that they have the latest details.

All Marshalls products are manufactured to the appropriate European Standard where applicable. Where products (or intended usage) lie outside the scope of a British (or European) Standard, Marshalls own standard will be employed. All products are supplied subject to Marshalls Standard Conditions of Sale, a copy of which is available on request. Liability in respect of any statements, conditions, warranties and representations made on behalf of the Company is limited in accordance with the terms set out in the Standard Conditions of Sale.

## Health and Safety

Care should be taken when handling and installing Marshalls products. Guidelines on the Control Of Substances Hazardous to Health (COSHH) are available for all Marshalls products, either through our website, [www.marshalls.co.uk/homeowners](http://www.marshalls.co.uk/homeowners) or from Marshalls Technical Advisory Service. Tel: 0370 411 2233.

## Marshalls Register

Marshalls Register of installers are regularly inspected to ensure they comply with the membership agreement. Marshalls are not a party to the contract between the Registered installer and the customer. Marshalls cannot be held responsible for any installation undertaken by a Marshalls Register installer.

## Register Installer

Details of membership are available from Marshalls Register support team on 0345 820 5000.



# Grass & Paving Notes

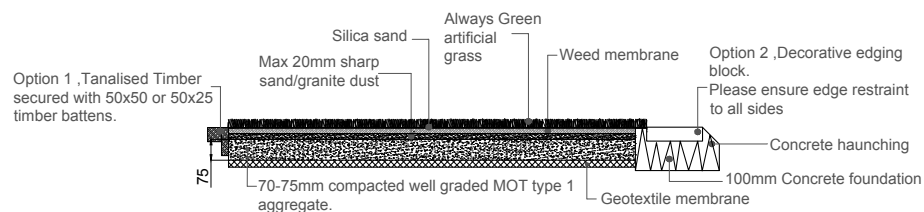
## Common to all Marshalls Natural Stone:

- Marshalls endeavour to ensure that all natural stone products are covered by the Fairstone guarantee of quality. If the Fairstone Logo is visible on a product page be assured that this product is processed and supplied only by proven ethical sources (see page 11 for more information).
- All Marshalls Sandstone paving is covered by the Marshalls Stone Standard quality mark of assurance. Where the Marshalls Stone Standard logo is visible on a sandstone page, be assured that this product not only meets but exceeds the base technical levels outlined in the British Standard.
- The natural origin of stone means variation in colour, texture and natural markings is inevitable. Marshalls strive through expert hand selection to ensure the integrity of each natural stone range, however as in all natural products some variation may occur.
- Natural Stone products come with specific installation guidelines. Please contact our Technical Advisory Team on 0370 411 2233 or visit our website [www.marshalls.co.uk](http://www.marshalls.co.uk) prior to installation.
- Please note granite and marble are not suitable for use with WeatherPoint 365.
- Best practice is to use slurry primer on all natural stone and porcelain paving.

If you are laying any Marshalls driveway materials for the first time, please contact Marshalls Technical Advisory Team on 0370 411 2233 or visit our website [www.marshalls.co.uk](http://www.marshalls.co.uk) for installation advice.

### p15 ALWAYS GREEN

- Grades of grass supplied in 4m widths and can be cut to any length up to 25m (minimum 8m<sup>2</sup>).
- Recommend installing a driveway quality sub-base before laying Always Green for stability.



9

D03 Scale 1:20 @ A3

Typical section through an Always Green Lawn installed in accordance with Marshalls Register Installation Procedures

### p30 SCOUTMOOR

- This product is supplied 'direct to site' only.
- It is recommended that you contact Marshalls Group Technical Services for best installation advice when laying this paving.
- A mortar joint or a Marshalls Exterior Jointing Grout.

### p31 LAZARO MARBLE

- A marble product which should be installed on full mortar bed, and jointed with a proprietary waterproof grout.
- For perfect installation of this exceptional paving Marshalls recommend specific primers and bonding agent. Your Register Installer should refer to their Installation Guide or call our Technical Advisory Service on 0370 411 2233.
- We recommend the use of slurry primer, or similar flexible bonding agent to increase adhesion, this should be introduced to the back of the flag prior to installing onto the mortar bed.
- Ensure cutting is carried out using a power saw with the appropriate quality diamond blade.

### p32 SAWN VERSURO, JUMBO, KINGSIZE & LINEAR

- Remember if used indoors this paving should be sealed with a proprietary water based acrylic sealant.
- When using Jumbo and King Size, due to the weight of the units mechanically aided lifting is essential.
- Please note Jumbo and King Size can only be delivered direct to site.
- This paving is ideal for jointing with Marshalls all weather, WeatherPoint 365 Jointing Compound or Marshalls Exterior Jointing Grout (MEJG).
- Sawn Versuro and Linear only: we recommend the use of slurry primer on the reverse side of the slab base before installing onto the mortar bed.

### p34 FLAMED NARIAS

- A lightly flamed natural stone product.
- This paving can be purchased in partial packs through Marshalls Order Select.
- This paving is ideal for jointing with Marshalls all weather, WeatherPoint 365 Jointing Compound or Marshalls Exterior Jointing Grout (MEJG).

### p38 CHAPELGATE

- This paving is ideal for jointing with Marshalls all weather, WeatherPoint 365 Jointing Compound or Marshalls Exterior Jointing Grout (MEJG).

### p35 CAPLETON

- We recommend installing on a full mortar bed.
- Joint with a proprietary waterproof grout.
- Use a slurry primer on the reverse of the slab before installing onto the mortar bed.

### p36 GRANITE ECLIPSE

- As Granite Eclipse is a natural material, varying degrees of quartz veining may be apparent in some pieces.
- Make sure, if used indoors, paving is sealed with a proprietary water-based acrylic sealant.
- Marshalls recommend using a waterproof external grout, some other jointing compounds may stain this product. Weatherpoint 365 Jointing Compound **not suitable**.
- Occasionally small micro-fissures can be apparent within Granite Eclipse Graphite, these are not a sign of weakness and cause no issue technically to the stone.

### p39 CASARTA SLATE

- Natural slate inevitably shows variation in colour, so viewing the actual samples is always recommended.
- Also dark slate sometimes surface blemishes occur during installation, these will weather in over time.
- If used indoors an appropriate water-based sealant is recommended.
- This paving is ideal for jointing with Marshalls all weather, WeatherPoint 365 Jointing Compound or Marshalls Exterior Jointing Grout (MEJG).

### p41 ALVANLEY PAVERS

- This product is not intended for driveways.
- Use a slurry primer on the reverse of the slab before installing onto the mortar bed.
- This paving is ideal for jointing with Marshalls all weather, WeatherPoint 365 Jointing Compound or Marshalls Exterior Jointing Grout (MEJG).
- Requires a rigid installation.

### p42 ANTIQUE ALVERNO

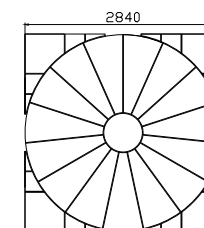
- A natural stone paving product.
- This paving is carefully calibrated to a consistent thickness to ensure speed and precision of installation.
- This paving is ideal for jointing with Marshalls all weather, WeatherPoint 365 Jointing Compound or Marshalls Exterior Jointing Grout (MEJG).

### p44 RIVEN HARENA

- This paving is carefully calibrated to a consistent thickness to ensure speed and precise installation.
- This paving is ideal for jointing with Marshalls all weather, WeatherPoint 365 Jointing Compound or Marshalls Exterior Jointing Grout (MEJG).

### p44 RIVEN HARENA CIRCLE

- A new natural stone circle design 2.84m diameter with optional squaring off kit.
- Remember Harena Circles are hand selected to ensure compatibility across your patio.
- This paving is ideal for jointing with Marshalls all weather, WeatherPoint 365 Jointing Compound or Marshalls Exterior Jointing Grout (MEJG).



### p44 RIVEN HARENA KALEIDOSCOPE

- For use as a feature within a patio with squaring off kit, or across the entire paved area, a new generation of 'crazy paving'.
- Hand selected to blend with other Riven Harena colours
- Dry lay before bedding to confirm pattern and joint widths.
- This paving is ideal for jointing with Marshalls all weather, WeatherPoint 365 Jointing Compound or Marshalls Exterior Jointing Grout (MEJG).
- Laying patterns are available to download or contact our Technical Advisory Service on 0370 411 2233.

**p46 NATURAL SLATE**

- This product is not intended for driveways.
- This is a natural split product, the thickness can therefore vary between 18-24mm

**p48 SYLVERN**

- Install on a full mortar bed.
- Joint with a proprietary waterproof grout.

**p49 LIMESTONE ALURI**

- Please note that Charcoal limestone can lighten through natural weathering.

**p40 TOWNGATE**

- This paving has not met the rigorous colour tolerance grading given to our premium grade Versuro Sandstone, therefore more colour variation will be apparent when laid.
- Use a slurry primer on the reverse of the slab before installing onto the mortar bed.

**p50 INDIAN SANDSTONE RIVEN**

- A budget natural stone product.
- This paving has not met the rigorous colour tolerance grading given to our premium grade Harena Sandstone, therefore more colour variation will be apparent when laid.
- This paving is ideal for jointing with Marshalls all weather, WeatherPoint 365 Jointing Compound or Marshalls Exterior Jointing Grout (MEJG).
- Ironing staining may appear on the surface of this product once installed, this causes no technical issues to the stone.
- Always lay larger face upwards.

**p52-55 SYMPHONY PLUS****p56-61 SYMPHONY**

- Prior to handling and installation, check the paving for damage. Complaints about visible damage will not be accepted after installation.
- There may be some colour variation between production batches. Batch codes, quantity and colour should therefore be checked prior to install.
- A dry lay of this product is recommended before installing onto the full mortar bed to ensure the best colour blend is achieved.
- Please make a note of the shade code of the product you have received. This will be advantageous if you need to place orders at a later date to complete a job as it will allow us to send the best match possible.

- Porcelain paving, with the exception of the Symphony Plus range, must be primed with a slurry primer before installing onto a full mortar bed.
- All building materials should be protected from bad weather, both during storage and after initial installation.
- For Symphony Plus, a sub base of MOT Type 1 and a laying course of sharp sand should be used.
- Symphony Plus can be jointed with kiln dried sand or porcelain jointing compound.
- When using Symphony Plus, due to the weight of the units, mechanically aided lifting is essential.
- For perfect results these products require appropriate cutting tools and correct installation techniques. Consult a Marshalls Register installer or contact our Technical Advisory Service on 0370 411 2233.
- Packs of SYMPHONY\* are supplied with the correct amount SYMPHONY\* Jointing Compound.

Please contact Marshalls to confirm sub base and laying course depths and details/a full installation guide. For further installation advice please contact our technical advisory service on 0370 411 2233

**p64 SYMPHONY\* TUMBLLED**

- New lightly distressed edges add a hint of tradition to this high performance paving.
- For perfect results these products require appropriate cutting tools and correct installation techniques. Consult a Marshalls Register installer or contact our Technical Advisory Service on 0370 411 2233.
- Packs of SYMPHONY\* are supplied with the correct amount SYMPHONY\* Jointing Compound.

**p65 ARRENTO**

- For perfect results Arrento Porcelain products require appropriate cutting tools and correct installation techniques. Consult a Marshalls Register installer or contact our Technical Advisory Service on 0370 411 2233.

**p68 ARGENT**

- Can be laid on sand bed with sand joint max size 450x450mm.
- For a contemporary look choose Argent Smooth, for greater slip skid properties try Argent Textured.
- This paving is ideal for jointing with Marshalls all weather, WeatherPoint 365 Jointing Compound or Marshalls Exterior Jointing Grout (MEJG).

**p70 COACH HOUSE**

- Paving should be bedded on a full bed of mortar.
- This paving is ideal for jointing with Marshalls all weather, WeatherPoint 365 Jointing Compound or Marshalls Exterior Jointing Grout (MEJG).

**p71 HERITAGE**

- Paving should be bedded on a full bed of mortar.
- This paving is ideal for jointing with Marshalls all weather, WeatherPoint 365 Jointing Compound or Marshalls Exterior Jointing Grout (MEJG).

**p72 WOODSTONE**

- Woodstone are faced on both edges for a realistic look.
- Posts are only faced on 2 sides.

**p74 SAXON**

- Please note Saxon is made in a number of factories across the UK and uses local aggregates, it is not recommended to lay product from a number of factories together.
- Can be laid on sand bed/sand joint (max size 450x450mm).
- This paving is ideal for jointing with Marshalls all weather, WeatherPoint 365 Jointing Compound or Marshalls Exterior Jointing Grout (MEJG).

**p76 PERFECTA**

- Can be laid on sand bed/sand joint (max size 450x450mm).
- Yorkstone aggregates, give this product excellent non-slip properties, even when wet.
- This paving is ideal for jointing with Marshalls all weather, WeatherPoint 365 Jointing Compound or Marshalls Exterior Jointing Grout (MEJG).

**p77 FIREDSTONE**

- Paving should be bedded on a full bed of mortar.
- This paving is ideal for jointing with Marshalls all weather, WeatherPoint 365 Jointing Compound or Marshalls Exterior Jointing Grout (MEJG).

**p78 REGENT**

- This paving is ideal for jointing with Marshalls all weather, WeatherPoint 365 Jointing Compound or Marshalls Exterior Jointing Grout (MEJG).

**p79-80 TEXTURED & UTILITY PAVING**

- Although performance is good, sizes and colours will be limited, and finish may be varied.
- This paving is ideal for jointing with Marshalls all weather, WeatherPoint 365 Jointing Compound or Marshalls Exterior Jointing Grout (MEJG).



# Driveway Notes

## General Driveway Notes

- All Marshalls driveway products in this brochure are designed for domestic vehicles only, they are not designed for commercial vehicles.
- Driveways must be installed with edge restraints for stability.
- Driveways must be installed in accordance with current legislation to manage and control water run-off.
- Tools to aid installation are now available from Marshalls. Call 0345 30 40 707 to discuss in more detail with our sales team.

## Natural Stone Driveway Products

- Marshalls endeavour to ensure that all natural stone products are covered by the Fairstone guarantee of quality. If the Fairstone Logo is visible on a product page be assured that this product is processed and supplied only by proven ethical sources (see page 11 for more information).
- All Marshalls sandstone paving is covered by the Marshalls Stone Standard quality mark of assurance. Where the Marshalls Stone Standard logo is visible on a sandstone page, be assured that this product not only meets but exceeds the base technical levels outlined in the British Standard.
- Due to the nature of this product, you may see some colour variation in natural stone products.

## Marshalls Concrete Driveway Products

- Mix blocks from a minimum of 3 of packs to ensure the correct colour blend.
- Take blocks from vertical columns rather than horizontal layers unless otherwise stated.
- Marshalls concrete block paving is manufactured in different factories. Colour may vary slightly across these works of manufacture.
- Marshalls can supply kiln dried sand, contact your local service centre for more information.
- Jointing sand should be introduced before the initial vibration and a rubber-faced matting on the vibrating plate should be used, except for SYMPHONY plus, where units should not be vibrated.

**\*For specific installation guides, please contact Marshalls Technical Advisory Team on 0370 411 2233.**

### p122-124 PRIORA Conditions and Guidelines for Use

#### CONDITIONS REQUIRED FOR PRIORA

The grade of Priora featured in this brochure is only intended for normal domestic vehicles and pedestrian traffic, though occasional delivery vehicles over 3.5 tonnes gross weight can be tolerated.

The Domestic Priora System is only intended for driveways or paths where infiltration is required only in the immediate Priora paved area and not from other surrounding paved or roofed areas (see rainwater catchment area guideline on the next page).

In some parts of the country there are ground conditions where infiltration could adversely affect foundations to houses, therefore, if in doubt seek advice from a specialist or the local authority building control department.

Properties constructed pre 1920 may not have been built on traditional concrete foundation, therefore in this case, Marshalls

Domestic Priora System should not be installed.

Check for services, Priora must not be installed if gas or electric services run through intended Priora areas.

Priora is a trademark of UNI-International Baustysteme GmbH.

### p29-50 NATURAL STONE DRIVEWAYS

- Where a full mortar bed install is recommended it is best practise to coat the back of each flag with slurry primer just before laying. This will assist bonding and stop draw through from the bed.

### p92 DRIVEWAY SETTS

- A premium stone driveway product.
- Please note due to the nature of this product significant variation between stones can occur.
- For a coordinated natural stone look try Natural Stone Walling, p102, p110. Stone Steps p54.
- The use of the correct installation method is critical for this product, please contact Marshalls Technical Advisory Service for more information.
- For paths and edging smaller quantities can be ordered via the Order Select service, see p179.

### p93 SCOUTMOOR SETTS

- Spoiling may occur on a number of units, this is a natural phenomenon.
- Please note due to the nature of this product significant variation between stones can occur.
- Requires a rigid installation
- The use of the correct installation method is critical for this product, please contact Marshalls Technical Advisory Service on 0370 411 2233 for more information.

### p94 MAGNASETT

- Please note due to the nature of this product significant variation between stones can occur.
- The use of the correct installation method is critical for this product, please contact Marshalls Technical Advisory Service for more information on 0370 411 2233.

### p95 CROPPED PORPHYRY SETTS

- Please note due to the nature of this product significant variation between stones can occur.
- These setts may sometimes be coated with a natural residue; this can be cleaned off with water after installation, or will naturally wear away overtime.
- The use of the correct installation method is critical for this product, please contact Marshalls Technical Advisory Service for more information on 0370 411 2233.

### p96 FARNLEY SETTS

- Please note due to the nature of this product significant variation between stones can occur.

- The use of the correct installation method is critical for this product, please contact Marshalls Technical Advisory Service for more information on 0370 411 2233.

### p97 SAWN GRANITE ECLIPSE SETTS

- As Granite Eclipse is a natural material, varying degrees of quartz veining may be apparent in some pieces.
- Please note due to the nature of this product significant variation between stones can occur.
- The use of the correct installation method is critical for this product.
- Use rubber protector on conductor plate.
- Please note Marshalls WeatherPoint 365 is **not suitable** for use with this product.

### p98 BRETTON

- Please note due to the nature of this product significant variation between stones can occur.
- The use of the correct installation method is critical for this product, please contact Marshalls Technical Advisory Service for more information on 0370 411 2233.

### p99 NATURAL STONE SETTS

- Please note due to the nature of this product significant variation between stones can occur.
- The use of the correct installation method is critical for this product, please contact Marshalls Technical Advisory Service on 0370 411 2233 for more information.
- For paths and edging smaller quantities can be ordered via the Order Select service, see p179.

### p101-102 SYMPHONY PLUS DRIVEWAY

- Edge restraints should always be used when installing this product.
- A sub base of MOT Type 1 and a laying course of sharp sand should be used.
- For driveway applications this product should be jointed with kiln dried sand.
- For patios which only receive foot traffic, this product can be jointed with kiln dried sand or porcelain jointing compound.

Please contact Marshalls to confirm sub base and laying course depths and details/a full installation guide.

### p104-107 DRIVESYS SPLIT STONE, FLAMED STONE & RIVEN STONE

### p104-107 DRIVESYS ORIGINAL COBBLE

#### ! IMPORTANT LAYING INFORMATION:

- It is essential that the Drivesys installation guidelines are followed.
- A soil test to check ground and permeability conditions should be completed prior to installation.
- The Drivesys system is not always suitable for poor ground conditions, such as heavy clay areas. We would recommend


that you contact us prior to installation for further advice if ground conditions are not ideal.

- Drivesys Jointing Compound is guaranteed for a period of 12 months, or 2 years if the customer has purchased a Marshalls Register Hard Landscaping Guarantee.
- Drivesys must be installed with a solid edge restraint around the perimeter to retain the driveway.
- Drivesys units must come into full contact with the adjoining block when laid.
- Marshalls does not recommend installing Drivesys on a radius.
- For driveways with an incline of 15° or more or that has specific installation design requirements, please contact Marshalls Technical Advisory Service 0370 411 2233.
- Drivesys blocks come with a protective transportation seal which wears off to reveal the slightly, lighter true colour
- The correct amount of jointing compound is supplied with every pack of Drivesys.
- After installation, scratches may be visible in the transportation seal. This will weather as the seal dissipates but care should be taken to reduce this during installation.

**For more technical information or assistance, please contact our Technical Advisory Team 03704 11223.**

### p108 DRIVELINE METRO

- Lay a standard driveway sub-base as a flexible installation.
- Driveline Metro can be a single colour driveway, or you can purchase a number of different colour packs to create a unique effect.
- 80mm block will ensure structural stability but absolutely no commercial vehicle should traffic this product.
- A full layer of kiln dried sand should be deposited before any compaction takes place, making sure all blocks are completely covered.
- When cutting, it is important to make sure that once cut with water the block has been perfectly cleaned before installing, or staining will occur.



Four colour options permit numerous designs

### p110 DRIVESETT ARGENT

- Lay a standard driveway sub-base as a flexible installation.
- Drivesett Argent is also available as a Sustainable Drainage system, see Drivesett Argent Priora p140.
- When cutting, it is important to make sure that once cut with water the block has been perfectly cleaned before installing.

### p114-116 DRIVESETT TEGULA

- Lay a standard driveway sub-base as a flexible installation.
- Perfect for driveways, paths and patios.



- This product is manufactured across the country. Colour may vary slightly across the manufacturing sites.
- Due to the manufacturing process, it is not recommended to mix project packs with single size packs.

#### p113 DRIVESETT COPPICE

- Lay a standard driveway sub-base as a flexible installation.
- Take product from across a layer of the pack to achieve the correct colour blend.
- When laid randomly, colours will give the illusion of multiple block sizes.
- Potential to lay in different patterns, see website for details.

#### p112 DRIVESETT NATRALE

- Lay a standard driveway sub-base as a flexible installation.
- Supplied in single size packs for choice, laying pattern options can be found on the Marshalls/ Homeowners website.

#### p117 DRIVELINE NOVA

- Lay a standard driveway sub-base as a flexible installation.
- The colours blend throughout the packs so please ensure appropriate mix is installed across the area.
- The two textures can be laid together or individually.
- Lay in different laying patterns, see website for recommended options.

#### p118 DRIVESETT SAVANNA

- Lay a standard driveway sub-base as a flexible installation.
- Supplied in single size packs for choice, laying patterns on website, marshall.co.uk/homeowners.

#### p119 DRIVELINE 50

- Lay a standard driveway sub-base as a flexible installation.
- An upgrade to Standard CBP Driveline 50 is an improved driveway product.
- This product is manufactured across the country. Colour may vary slightly across the works of manufacture.
- Lay in different laying patterns, see website for options.

#### p120 STANDARD BLOCK PAVING

- Lay a standard driveway sub-base as a flexible installation.
- A standard block paving product, made in different factories in England, Scotland and Wales therefore variations in colour and tone may occur.
- See Driveline 50 for a more quality block paver.
- Keykerb range, see p185, provides standard edge restraint for this range.

##### Common to all Priora Driveways:

- The Priora design drains water away safely in heavy rainfall without burdening the community drainage system.
- If installed with the correct sub-base this permeable paving solution can be used in a front garden without obtaining planning permission.
- Specific installation guidance must be followed.

##### Common to all Priora Driveways (continued):

- The Priora System should not be attempted by the DIY enthusiast or untrained installer. It requires the careful calculation of a soil permeability test and appropriate use of specially graded sub-base aggregates.\*\*Should an installer wish to undertake training for the installation of this product please call the Marshalls Helpline on 0345 820 5000 for further information.

Visit the Marshalls website to find your nearest Marshalls Register Installers trained to install Priora Systems, or call 0345 820 5000.

#### p122 DRIVESETT ARGENT PRIORA

#### p123 DRIVESETT TEGULA PRIORA

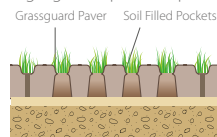
- Each 60mm block features the Marshalls unique, patented Priora nib.
- No drainage or soakaways required if installed correctly.
- Priora must be laid with 20mm and 6mm clean crushed stone aggregate to BS EN 13242 and BS EN 12620 to ensure compliance.
- Argent Only: – Supplied in mixed size packs, blocks are designed to be laid in a coursed laying pattern.
- Argent Only: – When cutting, it is important to make sure that once cut with water the block has been perfectly cleaned before installing.

#### p124 DRIVELINE PRIORA

- Each 60mm block features the Marshalls unique, patented Priora nib.
- No drainage, tarmac or soakaways required if installed correctly.
- Priora must be laid with 20mm and 6mm clean crushed stone aggregate to BS EN 13242 and BS EN 12620 to ensure compliance.
- Numerous laying patterns available; contact Marshalls Technical Advisory Service or see website.

#### p125 GRASSGUARD

- A permeable concrete grid, driveway system.
- Ideal for occasional car parking spaces, but due to its nature it is not as even as other concrete block paving products, so extra care must be taken when walking over areas in high heels.
- Manages rainfall run off in a sustainable way and does not require planning permission when installed correctly.
- The Grassguard grid allows grass to grow through the blocks, providing a green option for parking.



- Seed with tough, coarse rye grass which, as it grows, binds the slabs and bare materials together to progressively improve structural strength and load bearing.
- Full and detailed guidance on installation and sub-base to achieve and maintain grass can be found on the website or call Marshalls Technical Advisory Service.

#### CONDITIONS REQUIRED FOR PRIORA

The grade of Priora featured in this brochure is only intended for normal domestic vehicles and pedestrian traffic, though occasional delivery vehicles over 3.5 tonnes gross weight can be tolerated.\*

The Domestic Priora System is only intended for driveways or paths where infiltration is required only in the immediate Priora paved area and not from other surrounding paved or roofed areas (see rainwater catchment area guideline opposite).

In some parts of the country there are ground conditions where infiltration could adversely affect foundations to houses, therefore, if in doubt seek advice from a specialist or the local authority building control department.

Properties constructed pre 1920 may not have been built on traditional concrete foundation, therefore in this case, Marshalls Domestic Priora System should not be installed.

Check for services, Priora must not be installed if gas or electric services run through intended Priora areas.

Priora is a trademark of UNI-International Bausysteme GmbH.

#### GUIDELINES FOR INSTALLING PRIORA

##### Surface Gradient

The intended Priora area must fall away from the owner's house and any other buildings in the immediate vicinity.

If the driveway exceeds 20m in length and/or has a gradient greater than 1 in 100 then please contact Marshalls Technical Advisory Service.\*

The top surface of the driveway should finish at least 150mm below any adjoining wall DPC level.

##### Existing Foundations

If your house lies adjacent to or less than 600mm from the proposed Domestic Priora driveway area, establish depth of house foundation before undertaking any soil test/Priora installation. The house foundation top surface must be 600mm (minimum) below the finished level of the top of the proposed Priora driveway.

##### Soil Strength and Permeability

Marshalls Domestic Priora System must be laid on a subgrade which has previously had an established and adequate existing driveway and an area which has a subgrade soil strength greater than 5%.

The Domestic Priora System is only suitable for soil areas where infiltration applies and the test criteria have been met as per the standard permeability test.

For the standard permeability a test hole should be dug for every 20m<sup>2</sup> of driveway. There should be a minimum of two holes. Holes/pits should be spaced evenly in relation to the proposed Priora area.\*

##### Discharge onto Roadway

The Domestic Priora area must not discharge onto surrounding public roadway and pathways and towards any buildings.

#### Rainwater Catchment Area

No adjoining surface areas (rainwater pipes, roof areas, etc) must drain onto and into the proposed Domestic Priora driveway area, however, small areas such as door steps and garage areas are acceptable providing they do not exceed 5% of the driveway area.

Guideline: Catchment area = driveway area.  
Catchment area = drained surface area.

#### Aggregates

Priora must be laid with 20mm and 6mm clean crushed stone aggregate to BS EN 13242 and BS EN 12620 to ensure compliance.

#### Trees

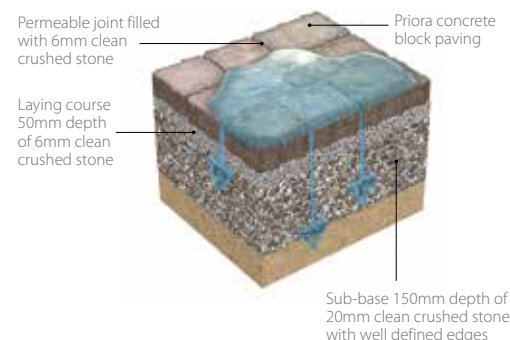
When installing in close proximity to existing trees, tree roots smaller than 25mm diameter may be pruned back, preferably to a side branch, using a suitable pair of secateurs or hand saw. Roots larger than 25mm should only be severed following consultation with an arboriculturist, as they may be essential to the tree's health and stability. Protection of the pavement will also be required, hence the requirement of a permeable root barrier system such as the Geoweb bio barrier system (www.Fiberweb.com) or similar which is non surface protruding, and therefore, does not present a trip hazard once installed.

#### Health and Safety

It is possible that more excavation for a Priora driveway may be required than that of a driveway constructed of traditional block paving, therefore, care must be taken when excavating ground to a deeper level. Particular care must be taken to protect the sites from children and partially sighted persons and for collapse of adjoining features such as boundary walls/fences.

Check for services, if they run through intended Priora areas, the service provider must be consulted before work commences.

Care must be taken when constructing over sewer, rainwater pipes and water pipes to ensure that the services remain supported for their full length by undisturbed material and are surrounded on the remaining sides by a minimum of 150mm of 6mm material to protect the service.





# Walling, Steps & Finishing Notes

**Note:** No product can be maintenance-free.  
Requirement will depend on product use, location and weather.

## Common to all Marshalls Walling Products:

- Marshalls recommends the use of Coping and Caps with all Walling Products. Copings and Caps protect walls against the staining effect of rain for a period of time.

## Common to all face Veneer Walling Products:

- Where a facing/veneer wall is used with a garden/soil/planting/aggregates behind it, a membrane must be installed at the rear of the wall to stop moisture draw through.
- Walls over 1.5m high need mechanical fixing.

### p134 STONEFACE SAWN VENEER WALLING

- This product is supplied with the correct amount of adhesive and primer.
- 1.5 metres height before mechanical fixing is needed.

### p131 SAWN VERSURO WALLING

- Faced on all sides.
- An external thin bed adhesive is recommended.

### p132 TRADITIONAL NATURAL STONE WALLING

- A 10mm joint width is recommended with this product.
- Due to tolerance of product, some sorting will be required before commencing installation.

### p135 STONEFACE DRYSTACK VENEER WALLING

- Panels are in a Z cut format to hide joints, for a seamless finish.
- This product is supplied with the correct amount of adhesive and primer.
- The mirrored inserts used in Nero Quartzite Mirror are made from brushed steel
- Above 1.5m height needs mechanical fixing.

### p137 ARGENT WALLING

- Corner Quoin Ends can be ordered via Marshalls Order Select.
- Please note this walling is only faced on one side.
- An external thin bed adhesive is recommended

### p138 CROFT STONE WALLING

- This walling is ideal for retaining walls up to 6 courses, but should never be used as a freestanding or dividing wall.
- Minimum radius int/left 750mm on base layer.

### p139 MARSHALITE WALLING

- A 10mm joint width is recommended with this product.

### p140 TEGULA WALLING

- A 10mm joint width is recommended with this product.

### p141 OLD MILL BRICK WALLING

- A traditional clay walling product.
- A 10mm joint width is recommended with this product.

### p142 COPINGS & CAPS

- No drip grooves included on our range of copings.

### p144 BULLNOSE STEPS

- Marshalls has a broad range of high performance natural stone steps, ranging from sandstone to marble and granite.
- They can be used to match Marshalls natural stone paving products or to complement concrete paving products.

### p147 DRIVESETT DECO

- This product can also be used for pathways, driveway entrance strips or borders.
- One edge is grooved and so, to ensure an even course width, the blocks should be laid with the grooved edge facing the same way.

### p152 WEATHERPOINT 365

- A non hazardous, weed and frost resistant jointing compound ideal for 8-15mm joints.
- Speeds up installation time.
- WeatherPoint 365 can be applied in wet or dry weather conditions, but water must always be used.
- No surface staining if applied correctly.
- WeatherPoint 365 is not suitable for use on granite paving or marble.
- Guaranteed for 2 years if Marshalls Hard Landscaping Guarantee has been purchased.

### p157 DRIVEWAY EDGING

- The perfect edge restraints to coordinate with the Driveway products or contrast with other products within the Driveways range.
- Specific installation guidance must be followed. Consult a Marshalls Register Installer. Or for further guidance contact Marshalls Technical Advisory Service.

### p158 KERBS

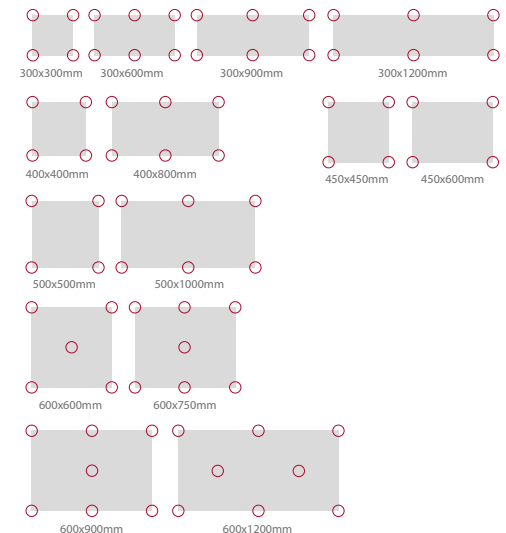
- Tegula and Savanna Kerb have a 45° splay.
- Smallest radius for an internal kerb is 0.46m.
- Smallest radius for external kerb is 0.62m.
- When laying Keykerb, KL protrudes 100-125mm and KS by 25-50mm.

### p164 DRIVELINE DRAIN

- Always start by installing outfalls, rodding boxes and pipe work to relevant underground pipework, soakaway or SuDs compliant system.
- Before installing apply 5mm bead of adhesive or paste adhesive compound from the top of the aperture.
- Always lay units on freshly mixed bedding concrete.
- Achieve a tight connection between units and haunch.
- Lay the paving units 5mm above or flush if the application is load classification A15.
- For cleaning Driveline Drain® please speak to Marshalls Technical Advisory Service.

### p163 MARSHALLS PEDESTALS

- For best results, ensure you use the rubber base pads on the sub-base to keep the pedestals in place and rubber head pads on the head of the pedestal to reduce noise and minimise movement of the paving units.
- If laying porcelain paving onto a roof terrace or where wind loading may be a concern, apply a small dab of Sika EBT onto both sides of the rubber head pads before installing the paving unit to minimise movement.
- Roughly lay out sufficient pedestals for 4 or 5 paving units at a time.
- For corner units, or when a cut would otherwise reduce the paving unit to half of its original size, reduce the pedestal size by cutting along the bottom of the base unit.
- Lay the paving units, ensuring the pedestals are placed in the correct formation to fully support the unit. For the correct number of pedestals for each plan size, see diagram below:



- Ensure correct falls are incorporated into your design to remove any surface water.

**\*Contact Marshalls Technical Advisory Service on 0370 411 2233**

If laying this product for the first time please contact Marshalls Technical Advisory Service for an Installation Guide on 0370 411 2233

# Hard Landscape Guarantee

## Hard Landscape Guarantee Conditions

Marshalls products are manufactured to the highest standards. The Hard Landscape Guarantee is only available for domestic projects installed by a Marshalls Register Installer where a guarantee has been purchased; the cost of the guarantee is £50 (+VAT) per £5000 of the installed value. The Hard Landscape Guarantee can only be issued by Marshalls upon receipt of a correctly completed Guarantee Request Form and the relevant fee. The Hard Landscape Guarantee covers Marshalls branded products. Marshalls hereby warrants, that in the event of the failure of Marshalls products used in the construction of a domestic driveway or patio installed at the address named on the Guarantee, replacement products will be supplied free of charge for a period of 10 years commencing from the installation date. **For products produced with Surface Performance Technology this period is extended for a further 10 years.** Additionally, the labour costs incurred during the replacement of these faulty materials, and/or labour costs arising from faulty workmanship, will be free of charge for a period of 5 years commencing from the installation date. This guarantee is subject to the terms and conditions detailed on the Marshalls website. This guarantee is offered as an additional benefit by Marshalls and in no way affects any parties' statutory rights.

The house owner is responsible for applications for any relevant planning permission. Marshalls do not accept liability for application of planning

permission on any project covered by the Marshalls Hard Landscape Guarantee or otherwise.

In the unlikely event of products reaching you in less than satisfactory condition, you should notify the stockist immediately with details of the product and batch codes printed on the packaging. In addition to this, responsibility for costs incurred for uplifting and relaying defective products may be prejudiced if, upon reasonable inspection, the defect ought to have been apparent prior to laying.

Pendle, Textured Utility, Utility and Richmond pavings are intended to serve the 'budget' end of the market and as such should not be confused with premium products such as Heritage or Coach House. In addition to this, because of their limited protection in transit, there is a significant probability of pavings bearing scratch marks to the face. Due to local manufacturing, precise colours and face finishes may vary and it is recommended that pavings from different factories are not mixed on site. Pendle, Leyburn, Textured Utility, Utility and Richmond therefore fall outside the scope of The Hard Landscape Guarantee.

For the avoidance of doubt the performance of Marshalls jointing materials are covered for a period of two years from date of installation

## Order Select Service

When designing your garden or driveway there may be times when you do not need a full pack of product, for example when:

- Finishing an area of paving.
- Creating a decorative border.
- Adding to an existing project.

Marshalls unique 'Order Select' service means that Marshalls stockists and installers can order less than full-pack quantities for most of the products in this brochure.

- Check that the product you need has the Order Select Logo (✓) on the information page in the brochure.
- Carefully calculate the number of each item required, making an allowance for cutting and wastage, however, some may be mixed size packs and although you can order less than pack quantity, this will still be of mixed sizes but just less square metres than in a normal pack.
- Give this to your local stockist who will place your order direct with Marshalls for delivery by express carrier.

A premium is charged for this service, so it may be more economical to adjust the amount to the nearest full pack – especially if you are considering extending the project at a later date. Please note: If ordering a product to extend an existing project, it is likely that batch numbers will be different and the colour may vary.

Please note, on some Project Pack products there may be a limit on the number of single size flags available to order via Order Select. The maximum number will not exceed the amount of that single size contained in the Project Pack.

Our Order Select Service charge is £75 as standard.



# Acknowledgements

*We are grateful for the help of the following people and organisations in the production of this brochure:*

## Marshall's Register Members

A. Dunlop Landscapes, Preswick  
Tel: 01292 471076

All Seasons Landscapes, Stockton-on-Tees  
Tel: 01740 605019  
[www.allseasonsbespokelandscapes.co.uk](http://www.allseasonsbespokelandscapes.co.uk)

Arun Driveways, Littlehampton  
Tel: 01903 883023  
[www.arundriveways.co.uk](http://www.arundriveways.co.uk)

Avantgardens North East Ltd, Hartlepool  
Tel: 01429 296148  
[www.avantnortheast.co.uk](http://www.avantnortheast.co.uk)

Branching Out Landscapes, Rochdale  
Tel: 01706 364637  
[www.bolandscapes.com](http://www.bolandscapes.com)

Brighthouse Driveways Ltd, Brighthouse  
Tel: 01484 480155  
[www.brighousedrivewaysltd.co.uk](http://www.brighousedrivewaysltd.co.uk)

Brockstone Landscape Construction, Liverpool  
Tel: 0151 427 7509  
[www.brockstone.co.uk](http://www.brockstone.co.uk)

Central Drives, Rugeley, Staffs.  
Tel: 01889 621378  
[www.centraldrives.co.uk](http://www.centraldrives.co.uk)

Elite Pave, Hemel Hempstead  
Tel: 01442 390065  
[www.elitepave.co.uk](http://www.elitepave.co.uk)

Esse Landscapes, Crawley  
Tel: 01342 714095  
[www.esseland.co.uk](http://www.esseland.co.uk)

Exotic Landscapes Ltd, Bracknell  
Tel: 01344 311811  
[www.exoticlandscapes.co.uk](http://www.exoticlandscapes.co.uk)

Garden TLC, Oldham  
Tel: 01706 880177  
[www.gardentlc.net](http://www.gardentlc.net)

Gary Pearce Landscapes Ltd, Shrewsbury  
Tel: 01694 731380  
[www.pearcelandscapes.net](http://www.pearcelandscapes.net)

Greystone Building & Landscaping, Cheshire  
Tel: 01617 060329  
[www.greystonebuildingandlandscaping.co.uk](http://www.greystonebuildingandlandscaping.co.uk)

Habitat Landscapes Ltd, Bedford  
Tel: 01525 860263  
[www.habitatlandscape.co.uk](http://www.habitatlandscape.co.uk)

H G Landscapes, Milton Keynes  
Tel: 01908 584558  
[www.hglandscapes.co.uk](http://www.hglandscapes.co.uk)

Harpenden Block Paving Co, Harpenden  
Tel: 01582 765268  
[www.harpendenblockpaving.co.uk](http://www.harpendenblockpaving.co.uk)

James Bird Landscapes Ltd, Sheffield  
Tel: 0114 2589290  
[www.jabird.co.uk](http://www.jabird.co.uk)

Jason Clarke Classic Paving, Cheshire  
Tel: 0161 871 8573  
[www.jc-classicpaving.co.uk](http://www.jc-classicpaving.co.uk)

Milner Landscapes & Construction, Birmingham  
Tel: 01675 463738  
[www.milnerlandscapes.com](http://www.milnerlandscapes.com)

New Leaf Landscapes, Alfreton  
Tel: 01773 603790  
[www.newleaf-landscape.co.uk](http://www.newleaf-landscape.co.uk)

PBC Landscapes, Aylesbury  
[www.pbclandscapes.com](http://www.pbclandscapes.com)

Perfect Paving Ltd, Keston  
Tel: 01689 873333  
[www.perfectpaving.com](http://www.perfectpaving.com)

PJB Groundworks Ltd, Darlington  
Tel: 01325 246845  
[www.pjbgroundworks.co.uk](http://www.pjbgroundworks.co.uk)

P & K Landscapes & Building Solutions, Haddington  
Tel: 01620 82 4693  
[www.pandklandscape.co.uk](http://www.pandklandscape.co.uk)

R & A Garden Landscapes, Birmingham  
Tel: 0121 537 7273  
[www.ra-gardenlandscapes.co.uk](http://www.ra-gardenlandscapes.co.uk)

Sandstone Landscape Construction, York  
Tel: 01904 422735  
[www.sandstonelandscapes.co.uk](http://www.sandstonelandscapes.co.uk)

Signature Landscapes Design & Build, Altrincham  
Tel: 0161 670 1747  
[www.signaturelandscapesdesignandbuild.com](http://www.signaturelandscapesdesignandbuild.com)

SM Bennett Creations LTD, Colne  
Tel: 01282 861366  
[www.smbennettcreations.co.uk](http://www.smbennettcreations.co.uk)

Stonecraft Landscape & Design, Blackpool  
Tel: 01253 395104  
[www.stonecraftltd.co.uk](http://www.stonecraftltd.co.uk)

**The Marshall's Register of Accredited Landscape Contractors and Driveway Installers is a national network of independent professional installers, to find one in your area call 0345 820 5000**

Calls may be monitored or recorded

## Marshall's is also grateful to

Mr & Mrs Monnington, Amersham  
Mr & Mrs Blake, Leeds  
Mr & Mrs Brown, Harpenden  
Mr & Mrs Fell, Troon  
Mr & Mrs Garth, Cheshire  
Mr & Mrs MacDonald, East Lothian  
Mr & Mrs Mayhew, Lancing  
Mr & Mrs Mckie, Billingham  
Mr & Mrs Roe, Swanwick  
Mr & Mrs Riley, Birmingham  
Mr & Mrs Smith, Royton  
Mr & Mrs Symth, Harpenden  
Mr & Mrs Stott, Manchester  
Mr & Mrs Sykes, Guilsborough  
Ms McKinnion, Woburn Sands

## How to contact Marshall's

*(Calls may be monitored or recorded)*

The Marshall's Customer Helpline is here to help you with all your product and brochure enquiries.

**Marshall's Customer Helpline**  
**0345 820 5000**

*To find an installer or a local stockist in your area call*  
**0345 820 5000**

*The Marshall's Technical Advisory Service is here to help customers and installers with all aspects of installation technical advice*  
**0370 411 2233**

The Marshall's website is a comprehensive source of ideas, product information, and much, much more.

**[www.marshall's.co.uk/homeowners](http://www.marshall's.co.uk/homeowners)**

**Landscape House, Premier Way,  
Lowfields Business Park, Elland HX5 9HT**



To find your nearest Marshalls stockist or find a recommended installer, call: **0345 820 5000**  
(Calls may be monitored or recorded)

For information, advice and useful tips to realise your own ideas, visit:  
[www.marshalls.co.uk/gardens-and-driveways](http://www.marshalls.co.uk/gardens-and-driveways)

Landscape House, Premier Way,  
Lowfields Business Park, Elland  
HX5 9HT, United Kingdom

A SUBSIDIARY OF MARSHALLS PLC  
© COPYRIGHT MARSHALLS 2020



**Marshalls**

*Creating Better Spaces*







# HOWARTH TIMBER & BUILDING SUPPLIES



## Garden & Landscaping

### ACCRINGTON

Old Railway Yard, Market Street,  
Church, Accrington, BB5 0DN  
tel: 01254 380500

### ASHTON

Moss Sawmills, Katherine Street,  
Ashton-under-Lyne, OL7 0AG  
tel: 0161 3301634

### BARNLEY

Stocks Lane, off Summer Lane,  
Barnley, S75 2BL  
tel: 01226 289494

### BLACKBURN

Bruce Street, off Harwood Street,  
Blackburn, BB1 3EE  
tel: 01254 699696

### BRADFORD

Parkworks, Hare Park Lane, WF15 8ER  
tel: 01274 871411

### BRIGHOUSE

Wakefield Road, Brighouse, HD6 1PE  
tel: 01484 503950

### BURNLEY

Queensgate Sawmills, Pratt Street,  
Burnley, BB10 1RZ  
tel: 01282 426241

### BURY

Bright Street, Bury, BL9 6AQ  
tel: 0161 7616416

### BURY ST EDMUNDS

Hollow Road, Bury St Edmunds,  
IP32 7QW  
tel: 01284 250160

### CHEADLE

Countess Ave, Cheadle Hulme,  
Cheadle, SK8 6QS  
tel: 0161 486 1417

### CHESTER

Broughton Works, Chester Road,  
Bretton, Chester, CH4 0DH  
tel: 01244 660351

### CORBRY

Geddington Road, Corby, NN18 8ET  
tel: 01536 407079

### DARTFORD

Nelson Works, Hythe Street Lower,  
Dartford, DA1 1BN  
tel: 01322 286844

### DARWEN

Units 1 & 2, Spring Vale Road,  
Darwen, BB3 2ES  
tel: 01254 873552

### DERBY

Pentagon Island Timber Yard,  
12 Old Nottingham Rd, Stores Rd,  
Derby, DE1 3QT  
tel: 01332 360233

### DEWSBURY

Hirst Mills, Hirst Road, Dewsbury, WF13 2AF  
tel: 01924 462186

### DONCASTER

Churchill Business Park,  
Churchill Road, Doncaster, DN1 2TF  
tel: 01302 763090

### GRIMSBY

Eastgate, Grimsby, DN32 9BA  
tel: 01472 361621

### HARROGATE

Claro Road, Harrogate, HG1 4AU  
tel: 01423 637000

### LEEDS

Prince Edward Works,  
Cross Green Ind' Estate,  
Pontefract Lane, Leeds, LS9 0RA  
tel: 0113 200 0100

### LONDON

115 Endwell Road, Brockley Cross,  
London, SE4 2PE  
tel: 020 8691 6237

### MALTON

Showfield Ind Estate, Showfield Lane,  
Malton, YO17 8BT  
tel: 01653 697776

### MANCHESTER

Glasshouse Street, Oldham Road,  
Miles Platting, Manchester M4 5HD  
tel: 0161 839 6827

### MANSFIELD

Millennium Timber Yard, 204 Chesterfield,  
Road North, Mansfield, NG19 7JG  
tel: 01623 624455

### NEWCASTLE -U-LYME

Barracks Road, Newcastle under Lyme,  
ST5 1AW  
tel: 01782 715900

### NORTHWICH

Chester Way, Northwich,  
Cheshire, CW9 5FZ

### OLDHAM

Medlock Sawmills, Shaw Road,  
Oldham, OL1 3LJ  
tel: 0161 6202128

### ROCHDALE

Milnrow Road, Rochdale,  
OL16 2AA  
tel: 01706 710962

### SALE

Glebelands Road, Sale, M33 6LB  
tel: 0161 9739578

### SCUNTHORPE

Warren Road, Scunthorpe, DN15 6XH  
tel: 01724 860325

### THORNE

South Parade, Thorne, DN8 5DY  
tel: 01405 813515

### TOTTENHAM

Unit 2, Elmlea Trading Estate,  
Leeside Road, Tottenham, N17 0XR  
tel: 020 8808 4337

### WAKEFIELD

Doncaster Road, Wakefield, WF1 5DW  
tel: 01924 372291

### YORK

Leeman Road, York, YO26 4ZH  
tel: 01904 629931

### STANDALONE SHOWROOM

BARROWFORD  
21-23 Gisburn Rd, Barrowford,  
Nelson, BB9 8NB  
tel: 01282 690400

# we are



**Timber & Sheet Materials**



**Building Materials & Drainage**



**Garden & Landscaping**



**Doors, Joinery & Flooring**



**Plasterboard & Insulation**



**Tools, Fixings & Finishings**



**Kitchens & Bathrooms**



**Plumbing & Heating**

ORDER ONLINE 24/7

[howarth-timber.co.uk](http://howarth-timber.co.uk)

*much more than just timber*