



WOODPECKER

NATURALLY INSPIRED FLOORING

THE LINE

line

the descendants of a common ancestor,
a row of trees,
a cord used in measuring or levelling,
a long, thin mark made by a pencil, pen or chalk,
a similar mark cut in a hard surface,
a crease in the palm,
a plan of; making or doing,
an assembly of merchandise,
a course of conduct, action, explanation,
a person's trade or occupation,
a furrowed brow,
a stock of goods of a particular type,
the field of one's special knowledge,
a short letter or note,
a row of persons waiting in turn.

Follow the line from us to you.

The background of the entire page is a close-up photograph of wood shavings and a piece of wood. A semi-transparent white rectangle is centered over the image. A thin vertical line runs down the center of the page, passing through the white rectangle. A thin horizontal line is positioned above the text "We look forward to" and another thin horizontal line is positioned below the word "Woodpecker".

We look forward to
joining you on your
journey to finding the
perfect floor.

From our family to yours.

Woodpecker

CONTENTS

8 THE WOODPECKER STORY

Woodpecker is a family-run business with a heritage in the timber industry that goes back three generations.

12 | 14 GRADING & FINISHES

All Woodpecker floors feature beautiful colour variations and finishes which naturally occur in real wood, select from the many special finishes to get a floor unique to you.

TYPES OF FLOORING

SOLID WOOD RANGE

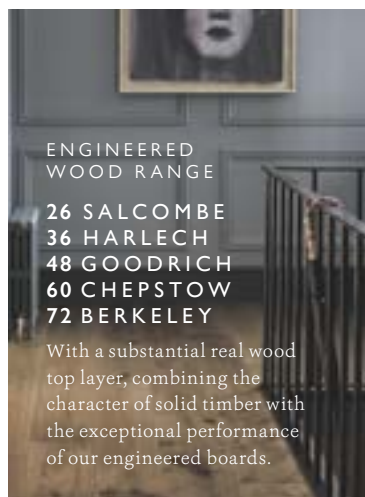
18 YORK

Timeless, robust and characterful. A premium solid wood board in a range of elegant finishes.

SIGNATURE RANGES

22 | 46 | 56 | 68 | 76 | 102

The discerning choice, our Signature range is composed of extraordinary boards which have extra character, are distinctive and special.



ENGINEERED WOOD RANGE

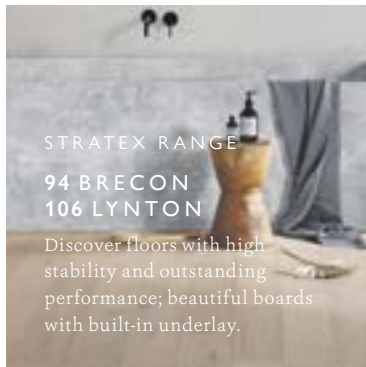
26 SALCOMBE
36 HARLECH
48 GOODRICH
60 CHEPSTOW
72 BERKELEY

With a substantial real wood top layer, combining the character of solid timber with the exceptional performance of our engineered boards.

BAMBOO RANGE

86 OXWICH

Sustainable, hard-wearing and sleek, these floors are environmentally friendly with a classy, smooth finish.



STRATEX RANGE

94 BRECON
106 LYNTON

Discover floors with high stability and outstanding performance; beautiful boards with built-in underlay.



112 RANGE AT A GLANCE

A handy tool to help you find the perfect floor.

ACCESSORIES

122 NATURALLY INSPIRED WALLS


Create a stunning feature with Woodpecker on your walls.

123 STAIRPRO

We make fitting flooring on stairs easy.

124 PROFILES

An essential part of your wood floor, our profiles make a natural and smooth transition.



134 FINISHING TOUCHES

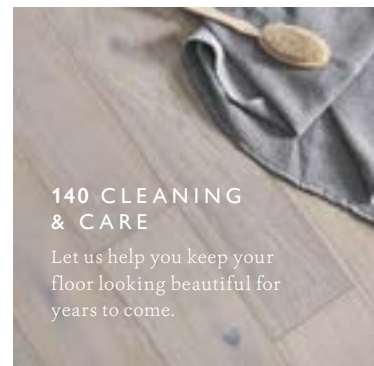
Skirting boards and pipe covers to match your floor.

136 UNDERLAYS

Cushion and protect your floor.

138 ADHESIVES & SEALANTS

For the best subfloor preparation.



140 CLEANING & CARE

Let us help you keep your floor looking beautiful for years to come.



TECHNICAL

Help is always on hand with our Woodpecker Experts.

146 PREPARATION

It's the key to success.

147 USING ADHESIVE

And how not to overglue!

148 FLOATING OR NAILING?

Find out what works best for your floor.

150 THE TRICKY BITS


We'll guide you through, step-by-step.

151 UNDERFLOOR HEATING

Happiness is warm feet.

154 PACK CALCULATOR

Let us do the hard work for you.



THE WOODPECKER DIFFERENCE

FOR THE LOVE OF WOOD

Passionate about the design and
production of the finest wooden floors.

Nobody knows or cares more about wood than we do. Which means we're dedicated to helping you find the beautiful floor that you and your home deserve.

That dedication starts in our forests. We only ever bring you responsibly sourced wood with full FSC® or PEFC certifications, selecting the trees we use before they are felled, paying close attention to how they're sawn, stacked and dried.

We not only air-dry our freshly sawn wood for 12 months, but

we then kiln it twice for maximum stability. After inspecting the grain patterns, colour variations and knots, we grade and machine every board to our exacting standards, making the most of these beautiful natural features.

To complete the creation of your unique floor, our craftsmen use centuries-old hand-finishing techniques, lacquering, oiling and antiquing the wood to further enhance its natural beauty.

This is why we're confident you'll love your floor as much as we do.



THE WOODPECKER STORY

A FAMILY
PASSION

Woodpecker is a family-run business
with a heritage in the timber industry
that goes back three generations.

Founded nearly 50 years ago by Bruce Ker, a skilled craftsman who loved teaching people how to work with wood, the Woodpecker tradition is continued today by his son Nelson and grandson Darwyn. Since the very beginning, we've been passionate about working with wood, putting as much care and effort into creating your beautiful floor as we do into building our family treehouses.

As our business and reputation have grown we've never lost our passion for wood, which is shared by each and every

"Woodpecker" at our base in South Wales and in Woodpecker stockists across the country. With experts on hand to help with any queries you may have, finding and buying your perfect floor has never been as easy or enjoyable.

Our office treehouse is a nostalgic replica of the first one our family built at home more than 20 years ago and a welcome reminder of our family passion and heritage.

Welcome to the Woodpecker family.

CHOOSE WHAT'S PERFECT FOR YOU AND YOUR HOME

TYPES OF FLOORING



SOLID WOOD

Nothing beats solid wood for a timeless natural texture, and a robust feel beneath your feet. It suits both contemporary and traditional interior design, and is long-lasting, with each board precision milled from a single piece of timber that has been carefully chosen and graded then machined with tongue and groove on all edges, to ensure a perfect fit when installed.



ENGINEERED WOOD

With a substantial real wood top layer, the beautiful character and style of a solid timber floor is combined with the exceptional performance of our engineered board construction. This advanced construction minimises expansion, contraction and warping, and makes these beautiful boards suitable for modern day living and underfloor heating.*

** Please note that Berkeley Century Pine is not suitable for underfloor heating.*



BAMBOO FLOORING

Bamboo is one of the most sustainable materials on earth. Actually a fast-growing grass, cutting encourages regrowth and it fully replenishes in only 5 years. With its own unique grain patterns, Bamboo has the natural look and qualities of hardwood. To produce these exceptionally hard boards, our Woodpecker experts use a process called strand weaving; binding bamboo fibres together and compressing them to form boards to produce an eco-friendly floor that's naturally sleek and hardwearing.



STRATEX

Stratex is next generation flooring. The mineral/resin composite core gives the Stratex range high stability, making it a very strong and durable choice, particularly within spaces with high humidity and temperature variation. Each board benefits from a built-in underlay and Easiloc joints which result in an easy to fit range, perfect for modern spaces.



BRECON | BLANCHE OAK



EXPERT TIP

A NOTE ABOUT KNOTS

Knots occur naturally in wood where a branch grows out of the main trunk. They can go deep into the timber's core. In terms of flooring, there are two types of knot. A dead knot is where the core of the knot has fallen out or been removed, and then filled. With a live knot, the core remains in the board. All grades contain both types of knots.

If you don't want large knots in your flooring, ask your fitter to cut them out and fill them. Note that it's not always possible to find an exact colour match when filling a knot.

IT'S THE GRAIN THAT GIVES WOOD ITS CHARACTER

GRADING



SELECT

This grade looks natural yet consistent, with few knots. Up to 10% sapwood can be found in select boards along with considerable grain and colour variation, but only small knots.



RUSTIC

More of the wood's character shines through in rustic floors - including large knots, dark streaks, filled knots and colour variation. Again, up to 10% sapwood is likely in this grade.



EXTRA RUSTIC

Very little is graded out in the extra rustic category. Large knots, splits, cracks and any amount of sapwood make this a characterful choice, and mean that your floor will be all that more distinctive.



COLOUR VARIATION

All Woodpecker floors feature beautiful colour variations which naturally occur in real wood. Due to this authentic effect, please be aware that your floor could include a range of lighter and darker shades, as shown in the picture to the left.

More intense colour variations may also be found where sapwood is present in the wood. Sapwood is the younger, outer part of the tree which is lighter in colour than the retired, inner part which makes up the majority of our wood floors. Find out how much sapwood to expect in the guides to grading above.

Your Woodpecker retailer will be happy to help with more advice on colour variation and will have larger panels showing how it appears. Find your nearest retailer at our website:

woodpeckerflooring.co.uk/retailers



SMOKED FLOORS: BRINGING OUT THE BEAUTY

Most of our woods are specially treated to further intensify their naturally beautiful colours. Using a process called smoking, we play with the natural tannins in timber to enhance or invoke tones. Unlike woods that are stained alone, Woodpecker smoked and stained floors make the most of nature's artistry, capturing truly exciting design.

When making your selection, please bear in mind that many of our smoked floors feature bold and beautiful colour variations.

HARDNESS

UNDERSTANDING HOW SPECIES DIFFER




ENHANCING THE WOOD

FINISHES

From neatly bevelled to handscraped, and from smoothly lacquered to sawn, we have the finish that will work perfectly in your home.

Clean



Character

SQUARE

A clean overall finish.

This clean finish suits modern décor very well and can help a room to feel bigger than it is.

BEVELLED

A traditional and ordered feel.

The depth of the slight groove between planks will depend on the type and grade of wood you choose.

DISTRESSED

A charming timeworn appeal.

Each plank is hand distressed on its edges to produce small grooves and undulations that are reminiscent of a naturally aged floor.


HANDSCRAPED

An aged look, smooth to the touch.

The irregular ridges and grooves that result add depth and definition to the wood's surface, creating an aged look that's distinctive by eye yet smooth to the touch.

Choose the right finish for you! ORDER FREE SAMPLES FROM WOODPECKERFLOORING.CO.UK

Rough



If you enjoy nature at its roughest, then the sawn finish celebrates these elements.

Kerfs from the saw marks are left on the boards to see and feel, as though the wood has been freshly cut in front of you. The surface captures a wonderfully rough texture and rustic appeal.



Could anything feel more natural and authentic?

An unfinished floor also gives you the chance to create a bespoke finish by painting, oiling or varnishing exactly how you wish. Unfinished boards are supplied with knots pre-filled and are pre-sanded ready for final filling and finishing.



These boards are lightly brushed to remove the softer fibres between the harder grains.

The finish subtly highlights the wood's texture both to the eye and to the touch, for a wonderful feel that instantly evokes woodland charm in your home.



The natural beauty of the wood grain is brought to the fore when an oil penetrates its surface.

Each board is coated between five and seven times, and cured with a UV lamp between coats to produce a protective, muted appearance. If an oiled floor is scratched, it can be retouched with oil to diminish the mark.



For the look of an oiled finish without the upkeep, a matt lacquered board is the answer.

With a dull satin sheen, the surface is smooth and hardwearing, as is true to a lacquer, but has the appearance of an oiled floor.



Extremely smooth and glossy, a lacquered floor is also hardwearing, easy to clean and maintain.

Five to seven coats of lacquer go onto each board, which is UV cured at each stage of the process. After curing, it's sanded again before another layer of lacquer is applied.



Smooth

TIMELESS QUALITY

SOLID WOOD FLOORING

For a naturally beautiful floor
that will last a lifetime.

Nothing beats solid wood for a timeless natural texture and a robust feel beneath your feet. For a solid, traditional structure, each board is precision milled from a single piece of timber that has been carefully chosen and graded then machined with tongue and groove on all edges, to ensure a perfect fit when installed.

Our solid wood boards are carefully selected and harvested from responsibly managed forests in Europe and the Americas. From a traditional rustic oiled finish to a striking hand-scraped statement board, our solid wood range offers choices to complement both contemporary and traditional interior design.



*Enjoy our York solid wood flooring
from just £72 per square metre*



Our floors come with a
25 Year Warranty and all of our
wood floors are responsibly
sourced with FSC® certification.

SELECTING THE BEST

The wood's natural texture is enhanced through a range of different finishes, each of which brings out a beautiful element of its character – distinctive grain patterns, mellow hues and rustic textures.





YORK | TAWNY OAK

SOLID WOOD

SOLID WOOD FLOORING

YORK

TIMELESS, ROBUST
AND CHARACTERFUL

A premium solid wood board
in a range of elegant finishes

18 | 19


YORK

YORK

Timeless, Robust and Characterful

YORK | WHITE WASHED OAK


36-YWW-150

150 x 300-1600mm | 1.98m²/pack£77m²

Fall in love with this whitewashed wood floor which evokes the sandy tones and airy feel of the seaside. Bright flaxen hues meet striking knots and a subtly textured surface. Fresh in style and perfect for light interiors, making a lovely base for contemporary living areas.

YORK | SELECT OAK

36-YBM-150


150 x 300-1600mm | 1.98m²/pack£74m²

Celebrating the beauty found in timber's more refined details, the wood for these boards is handpicked to ensure only small knots are included and a consistent look is captured across the floor. Each board is carefully brushed to enhance its natural textures and finished with matt lacquer for a subtle satin sheen.

SOLID AND TRADITIONAL

Solid oak flooring is strong and durable with wonderful character. Classic knots and swirling grain patterns create a traditional look with beautiful texture. As oak ages, it also becomes richer and deeper in colour making a floor that seems to live and mature with you.

YORK | RUSTIC OAK



RUSTIC | OILED | LACQUERED



© 36-YRO-150 | 150 x 300-1600mm | 1.98m²/pack **£72m²**


Ⓘ 36-YOR-150 | 150 x 300-1600mm | 1.98m²/pack **£72m²**

A traditional floor with rich honey hues and a medley of plank lengths laden with elegant knots, dark streaks and filled cracks to create a wonderfully classic feel. And the boards' natural details are enhanced by five coats of natural oil or subtle lacquer for a choice of beautiful finishes.



YORK | TAWNY OAK

36-YTO-150



RUSTIC | BRUSHED & MATT LACQUERED



150 x 300-1600mm | 1.98m²/pack **£77m²**

Presenting subtle brushed-out grain textures accentuated with rich burnt coffee tones, this elegant floor enhances the natural light and beauty of any room setting. The variety of plank lengths adds interest to this traditional yet surprisingly contemporary solid wood floor.

JOINT TYPE



Tongue & Groove



Easiloc

FITTING METHOD



Glued



Secret Nail



Floated

HEATING



Underfloor



Tog Rating

THICKNESS



18mm

EDGES



Bevelled

WARRANTY



25 YEARS


AUTHENTICALLY CRAFTED

WOODPECKER *Signature*

Our Signature range is composed of extraordinary boards which have been lavished with extra care, character and technique. The discerning choice, these floors are distinctive and special.

YORK | ANTIQUE OAK

36-YOA-150

150 x 300-1600mm | 1.98m²/pack£92m²

Full of character, with a painstakingly hand scraped surface, this beautiful floor will draw everyone's attention. Copper hues flow throughout the oak's rich chocolate colours, enhanced with subtle shade variations and a lacquered finish for an irresistible shine and added protection. A medley of plank lengths and bevelled edges add an even more antiqued feel to this striking solid wood floor.



See what you like? ORDER FREE SAMPLES FROM WOODPECKERFLOORING.CO.UK

YORK | ANTIQUE OAK

SOLID WOOD

22 | 23

YORK

Signature

THE BEAUTY OF REAL WOOD

ENGINEERED WOOD FLOORING

For added versatility and practicality

With a substantial real wood top layer, Woodpecker engineered wood flooring combines the beautiful character and style of a solid timber floor with the exceptional performance of our engineered board construction.

The central core of cross-layered softwood or plywood adds stability and is underpinned by a veneer layer for balance. This advanced construction minimises expansion, contraction and warping, and makes these beautiful boards suitable for modern day living and underfloor heating.*

Offering you the classic good looks of solid wood as well as outstanding versatility, engineered wood flooring is a perfect and practical solution for today's homes.

** Please note that Berkeley Century Pine is not suitable for underfloor heating.*



25
YEARS
WARRANTY



The mark of
responsible forestry

Our floors come with a 25 Year Warranty and all of our wood floors are responsibly sourced with FSC® certification.

A large, moss-covered tree trunk in a forest. Two people are standing next to the tree for scale. The tree is very large and has a thick, textured bark. The forest is lush with green foliage.

RESPONSIBLE SOURCING

An engineered construction with a top layer of real wood also helps the tree to go further, extending the resources available while providing a more stable floor. And of course all our wood is responsibly sourced and fully certified.





SALCOMBE | SHADOW OAK

ENGINEERED WOOD FLOORING

SALCOMBE

MUTED NATURAL HUES

A wide range of subtle shades
bringing the light and vitality of
the seashore into your home



SMOKED FOR INTENSITY

Most of our Salcombe floors are specially treated using an age-old process called “smoking” which allows our experts to subtly enhance or intensify their beautiful tones by awakening the natural tannins in the timber. Offering more complexity than a simple stained board, these smoked colours add a new dimension to your floor.

SALCOMBE | CHALKED OAK

JOINT TYPE



Tongue & Groove | Easiloc

FITTING METHOD



Glued | Secret Nail | Floated

HEATING



Underfloor | Tog Rating

THICKNESS



14mm

WEAR LAYER



3mm

EDGES



Bevelled

WARRANTY



25 YEARS

SALCOMBE

Muted Natural Hues

SALCOMBE | CHALKED OAK


45-WAW-020

190x1900mm | 2.888m²/pack£75m²

Capturing the charm of a rustic beach-house floor with its bright white hues and ashen undertones, each board sings with texture. Smoked and then matt lacquered for a truly elegant satin sheen to enhance the light and airy feel that this floor brings to your home.

SALCOMBE | NATURAL OAK 3-STRIP

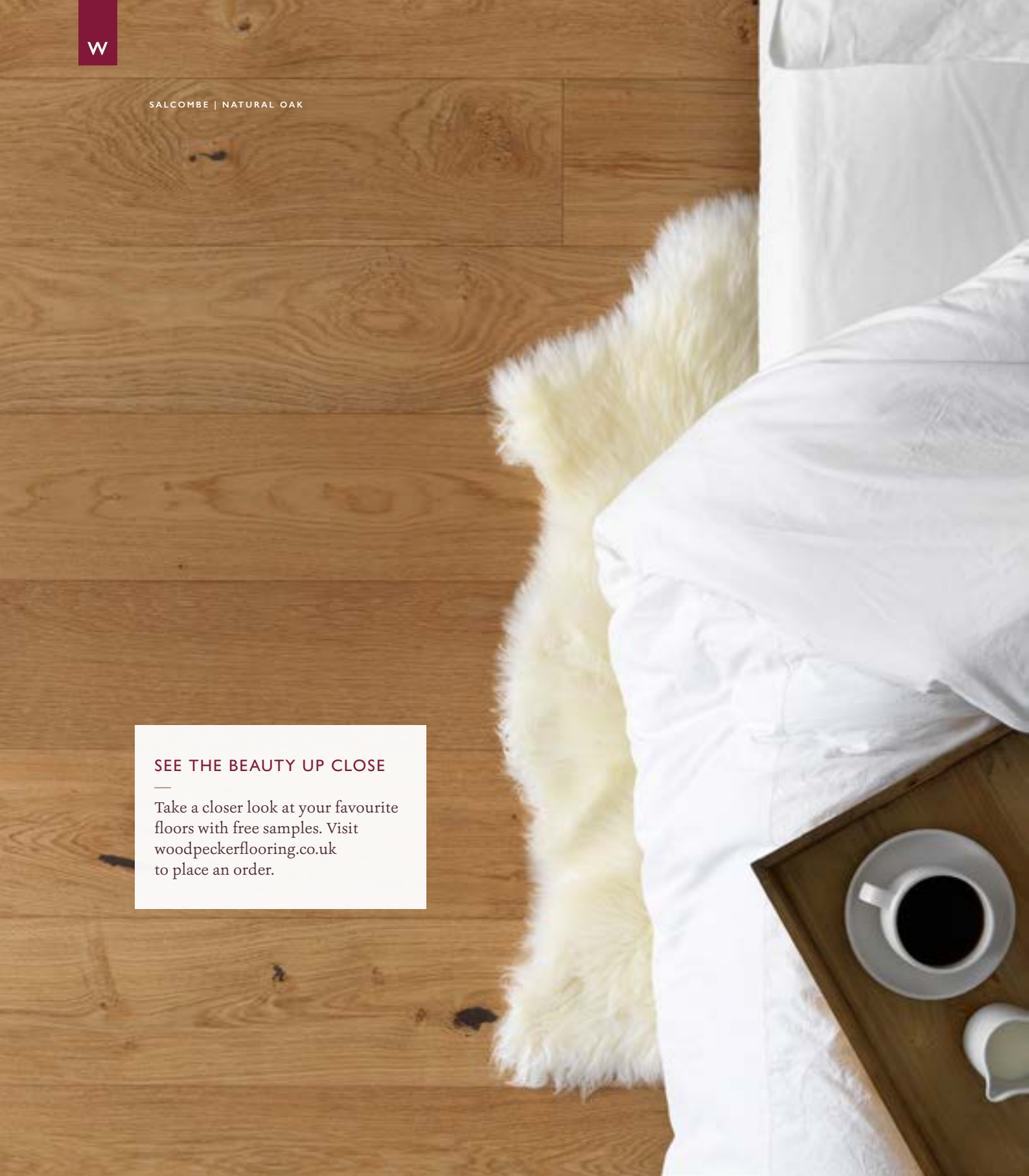
46-WOU-003

182x2190mm | 3.587m²/pack£55m²

Carefully constructed from narrower strips of oak combined into a single board, brushed to bring out its rustic charm and lacquered for a classic sheen. A more affordable choice to enjoy all the character expected from real oak with a contemporary twist.

SEE THE BEAUTY UP CLOSE

Take a closer look at your favourite floors with free samples. Visit woodpeckerflooring.co.uk to place an order.



SALCOMBE | NATURAL OAK
45-WGO-000














190x1900mm | 2.888m²/pack **£75m²**

Showcasing the unadorned natural beauty of oak, this floor features the rich golden hues and rustic details that make this species eternally popular. Each board is subtly brushed to bring out its intricate textures and matt lacquered to add a resilient satin sheen.




NATURAL BEAUTY

Brushed by hand to enhance the beauty of the natural grain and accentuate the beautiful texture.

JOINT TYPE		FITTING METHOD			HEATING		THICKNESS	WEAR LAYER	EDGES	WARRANTY
										
Tongue & Groove Easiloc		Glued Secret Nail Floated			Underfloor Tog Rating		14mm	3mm	Bevelled	25 YEARS

SALCOMBE | SEASHORE OAK

45-WDG-013

190x1900mm | 2.888m²/pack£75m²

A contemporary and engaging floor which evokes the pastel hues found at the seaside with ashen, honey and cocoa shades flowing throughout every board. Smoked to add further depth and intensity, the colours and textures will conjure up the fresh feeling of a beach retreat.

SALCOMBE | DUNE OAK

45-WGR-016












190x1900mm | 2.888m²/pack£75m²

Featuring a distinctive assortment of ashen tones with subtle hints of dusky rose, this floor elicits thoughts of the multi-tonal dunes edging our favourite beaches. These smoked boards are gently brushed to bring out beautiful detail and are matt lacquered for an elegant sheen.



INSPIRED BY NATURE

At Woodpecker, we have always taken inspiration from the wonders of nature and the beauty of the world around us. Our Salcombe range is inspired by the colours, shades and tones found along our fabulous coastlines, and named after one of the prettiest towns in South Devon, renowned for its outstanding coastal views.

JOINT TYPE		FITTING METHOD			HEATING		THICKNESS	WEAR LAYER	EDGES	WARRANTY
										
Tongue & Groove Easiloc		Glued Secret Nail Floated			Underfloor Tog Rating		14mm	3mm	Bevelled	25 YEARS



EXPERT ADVICE AND IDEAS

Wood flooring can completely transform the look of your room. But which look would you love? Be inspired by the expert flooring ideas, style tips and trend guides that you'll find on our Inspiration Blog and subscribe to our Inspiration Journal for all the latest ideas.

woodpeckerflooring.co.uk/inspiration

SALCOMBE | MOONBEAM OAK

JOINT TYPE



Tongue & Groove | Easiloc

FITTING METHOD



Glued | Secret Nail | Floated

HEATING



Underfloor | Tog Rating

1.13

THICKNESS



14mm

WEAR LAYER



3mm

EDGES



Bevelled


WARRANTY



25
YEARS

SALCOMBE | MOONBEAM OAK


45-WAB-014

190x1900mm | 2.888m²/pack£75m²

Reminiscent of the delicate rays of dim light which rest on the sea's surface at night, each board is defined by ashen hues and subtle blue tinges permeating throughout the oak's grain patterns. Smoked, brushed and matt lacquered for an exquisite finish.

SALCOMBE | SHADOW OAK

45-WAC-017

190x1900mm | 2.888m²/pack£75m²

Celebrating the beauty of dark and dramatic chocolate hues, dimmed with ashen hints and defined by white grain patterns, this handsome floor will bring a sense of warmth to your room. The natural textures and tones are further enhanced through smoking, subtle brushing and a matt lacquered finish.





HARLECH | COGNAC OAK

ENGINEERED WOOD FLOORING

HARLECH

CLASSIC OAK TONES

The timeless elegance of
oak across a spectrum
of striking finishes



HARLECH | WHITE OILED OAK

PALE AND INTERESTING

White wood flooring can give your home a contemporary look that's chic, bright and airy. Pale, whitewashed woods with hints of natural golden tones are perfect for modern homes. Combine with pared-back and Scandi-style interiors to enhance the fresh and modern look.

JOINT TYPE



Tongue & Groove | Easiloc

FITTING METHOD



Glued | Secret Nail | Floated

HEATING



Underfloor | Tog Rating
If fully stuck down

1.13

THICKNESS



15mm

WEAR LAYER



4mm

EDGES



Bevelled

WARRANTY




25
YEARS

HARLECH

Classic Oak Tones

HARLECH | WHITE OILED OAK

35-HWO-189



RUSTIC | OILED

190x1900mm | 2.166m²/pack£77m²

This captivating white oak floor inspires a calm and relaxed feel in the home. The light shade brings a lovely sense of space to a room, reflecting light and defining furniture. Each plank is finished with oil to enhance the grain character and ensure lasting durability for this contemporary design.

HARLECH | WHITE SMOKED OAK



RUSTIC | BRUSHED & MATT LACQUERED


35-HWS-001 | 150x1900mm | 1.71m²/pack£75m²

S

35-HWS-240 | 240x2200mm | 2.11m²/pack£95m²

A beautiful fresh whitened oak floor which has been smoked to enhance its ashen undertones and then carefully brushed and matt lacquered to accentuate the detail in every plank. Perfectly created to suit both traditional and contemporary interior designs, this classic 150mm board is also available in a premium 240mm width (see page 46).

HARLECH | RAW OAK



35-HRA-001 | 190x1900mm | 2.166m²/pack **£77m²**

§ 35-HRA-240 | 240x2200mm | 2.11m²/pack **£95m²**

The perfect combination of pale, pared-back and rustic details makes this floor a seemingly effortless design. Every board features the beauty of the wood's natural character in a subtle shade that feels fresh from the forest. Brushed and matt lacquered to enhance the natural grain and tones, this board is also available in a premium 240mm width (see page 47).

HARLECH | SELECT OAK




© 35-HOO-005 | 190x1900mm | 2.166m²/pack **£90m²**

Ⓛ 35-HOL-001 | 190x1900mm | 2.166m²/pack **£90m²**

This select oak floor features our pick of the finest and cleanest cuts of timber. Each plank captures the natural beauty of wood's golden hues and gentle grain patterns but only features small rustic details for a more refined look. Choose from an oiled finish for a more subtle sheen or the sumptuous shine of lacquer.

HARLECH | RUSTIC OAK



⊙	35-HOC-148	150x1900mm	1.71m ² /pack	£70m ²
Ⓛ	35-HOB-001	150x1900mm	1.71m ² /pack	£72m ²
⊙	35-HRO-001	190x1900mm	2.166m ² /pack	£72m ²
Ⓢ	35-HRO-240	240x2200mm	2.11m ² /pack	£92m ²

The classic look of rustic oak, rooted in nature and built to last, with rich golden tones and intriguing details which bring a warming, traditional feel to all interiors. Choose the classic 150mm board in an elegant oiled or characterful brushed and lacquered finish, or upgrade to our wider 190mm oiled board or premium 240mm width (see page 47).



JOINT TYPE		FITTING METHOD			HEATING		THICKNESS	WEAR LAYER	EDGES	WARRANTY
Tongue & Groove Easiloc		Glued Secret Nail Floated			Underfloor Tog Rating If fully stuck down		15mm	4mm	Bevelled	25 YEARS

DARK AND HANDSOME

Some think that dark boards are reserved for traditional homes, but they work just as well in a contemporary setting, especially when there is ample natural light to reveal their rich tones and intriguing patterns.

JOINT TYPE



Tongue & Groove



Easyloc

FITTING METHOD



Glued



Secret Nail



Floated

HEATING



Underfloor | Tog Rating
If fully stuck down



1.13

THICKNESS



15mm

WEAR LAYER



4mm

EDGES



Bevelled


WARRANTY



25
YEARS

HARLECH | SMOKED OAK

35-HSO-001



RUSTIC | OILED

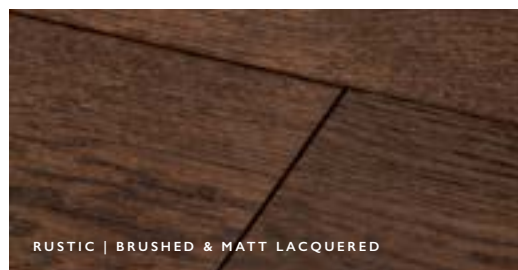
190x1900mm | 2.166m²/pack£77m²

This multi-tonal floor is alive with the natural character and warming colours of oak. The smoking process has enhanced every highlight and shadow in these vibrant boards, which dance with detail and timeless appeal. Finished with five coats of oil for long-lasting surface protection.




HARLECH | COGNAC OAK

35-HOC-190




RUSTIC | BRUSHED & MATT LACQUERED

190x1900mm | 2.166m²/pack£77m²

Distinct dark grain patterns characterise this vivid and sophisticated oak floor, evoking the richly stained barrels used to store the finest spirits. To reveal the delicate texture and bold shades each plank is gently brushed, accentuating its grain structure, and then finished in matt lacquer for a subtle silky sheen.

HARLECH | CHOCOLATE OAK


35-HCW-001

190x1900mm | 2.166m²/pack£77m²

Dark, elegant, indulgent - a truly glamorous wood floor. Lively natural details wind across the planks, dancing above their mysterious depths, bringing warmth and intrigue to a room. These rich tones are further intensified by the subtle sheen of a matt lacquered finish.

HARLECH | STORMY OAK

35-HWG-001

190x1900mm | 2.166m²/pack£90m²

Swirling like storm clouds, a mix of grey hues and whitened grains make this one of our most characterful floors. Cutting edge reactive stains have been applied to this floor, reacting to the tannins to produce a superb depth and intensity to the varied tones. Each board differs to create a truly unique floor. Careful brushing brings the wood's beautifully natural textures to the fore, protected with a classic matt lacquer.



HIDDEN DEPTHS

A dark floor can be a sophisticated choice, adding weight and richness to a room scheme. Pair with dark legged furniture for a seamless look. Visit our Inspiration Blog for more style advice and ideas.

woodpeckerflooring.co.uk/inspiration

HARLECH | STORMY OAK

JOINT TYPE



Tongue & Groove | Easiloc

FITTING METHOD



Glued | Secret Nail | Floated

HEATING



Underfloor | Tog Rating
If fully stuck down

THICKNESS



15mm

WEAR LAYER



4mm

EDGES



Bevelled

WARRANTY




25
YEARS

STRIKING DESIGNS AND TIMELESS ELEGANCE

Harlech Signature floors are a range of premium, extra wide, 240mm boards, for a contemporary and sophisticated look. Wide planks showcase more of the natural character of wood and can make a room seem larger and less cluttered, elevating its beauty and charm.

HARLECH | RUSTIC OAK

HARLECH | WHITE SMOKED OAK



RUSTIC | BRUSHED & MATT LACQUERED

35-HWS-240 | 240x2200mm | 2.11m²/pack **£95m²**

A beautiful fresh whitened oak floor which has been smoked to enhance its ashen undertones and then carefully brushed and matt lacquered to accentuate the detail in every plank. Equally at home in both traditional and contemporary interior designs, this extra wide 240mm board makes a classic design statement.



HARLECH | WHITE SMOKED OAK


Signature

AUTHENTICALLY CRAFTED

WOODPECKER *Signature*

Our Signature range is composed of extraordinary boards which have been lavished with extra care, character and technique. The discerning choice, these floors are distinctive and special.

HARLECH | RAW OAK




RUSTIC | BRUSHED & MATT LACQUERED

35-HRA-240 | 240x2200mm | 2.11m²/pack **£95m²**

The perfect combination of pale, pared-back and rustic makes this floor a seemingly effortless design. Every board features the beauty of the wood's natural character in a subtle shade that feels fresh from the forest. Brushed and matt lacquered to enhance the natural grain and tones of these extra wide 240mm boards.

HARLECH | RUSTIC OAK



RUSTIC | BRUSHED & MATT LACQUERED

35-HRO-240 | 240x2200mm | 2.11m²/pack **£92m²**

The classic look of rustic oak, rooted in nature and built to last, with rich golden tones and intriguing details which bring a warming, traditional feel to any interior. This extra wide 240mm board has been brushed and matt lacquered for an even more characterful effect.

See what you like? ORDER FREE SAMPLES FROM WOODPECKERFLOORING.CO.UK





GOODRICH | WHITENED OAK

ENGINEERED WOOD FLOORING

GOODRICH

STYLISH HERRINGBONE

A striking design classic,
effortlessly contemporary
whilst evoking a golden age



GOODRICH | WHITENED OAK

SOFT HARMONY

The white tones and natural detail of Goodrich Whitened Oak create a fresh, modern look and work beautifully with a soft colour scheme – choose neutral accessories with accents of soft pastels and touches of gold for a stylish and luxurious feel.

JOINT TYPE



Tongue & Groove | Easiloc

FITTING METHOD



Glued | Secret Nail | Floated

HEATING



Underfloor | Tog Rating
If fully stuck down

1.13

THICKNESS



15mm

WEAR LAYER



4mm

EDGES



Bevelled

WARRANTY




25
YEARS

GOODRICH

Stylish Herringbone

GOODRICH | COTTON OAK

32-GCT-001

90x400mm | 1.296m²/pack£87m²

The lightest of parquets, this floor adds a fresh, clean and elegant feel to a space. With a whitewashed finish and full of natural detail, each board is brushed to bring out the beauty of the grain and finished with a matt lacquer for a subtle sheen.

GOODRICH | WHITENED OAK


32-GWH-001

90x400mm | 1.296m²/pack£87m²

Light in colour with a contemporary blend of ash and flaxen tones, these boards marry striking rustic character with varying natural hues. A classic herringbone design enhanced by brushing and a matt lacquer finish.

GOODRICH | FEATHER OAK


32-OGW-001

90x400mm | 1.296m²/pack£92m²

Calm white grains peek through the soft grey of this floor, creating a wonderfully clean and contemporary look. Smoking further enhances the subtle colour variations flowing across the boards, which are brushed to bring out the wood's natural texture. Matt lacquer adds a modern, muted finish.

GOODRICH | ECRU OAK

32-GEO-001

90x400mm | 1.296m²/pack£87m²

This pale parquet floor is the perfect complement to modern interiors. Boards have an unfinished look and brushed texture for a beautifully natural feel, with added authenticity and tactility. A subtle matt lacquer enhances the overall beauty.



AN ANCIENT EFFECT

The traditional herringbone flooring design can be traced back as far as 500BC when the Ancient Romans used it when laying their famous roads. The staggered zigzag pattern is made up of wooden blocks cut smaller than traditional planks, creating a strikingly stylish look.

GOODRICH | ECRU OAK

JOINT TYPE



Tongue & Groove



Easyloc

FITTING METHOD



Glued



Secret Nail



Floated

HEATING



Underfloor | Tog Rating
If fully stuck down



1.13

THICKNESS



15mm

WEAR LAYER



4mm

EDGES



Bevelled

WARRANTY



25
YEARS

GOODRICH | NATURAL OAK

32-GNA-001

90x400mm | 1.296m²/pack£82m²

This natural oak flooring captures timeless elegance and traditional artistry in the home with rich honey tones and striking details. Careful brushing defines the oak's texture and matt lacquer adds a chic satin sheen to the surface.

PATTERNS AND LAYOUTS

Herringbone is the most popular but by no means the only parquet block layout - why not stand out from the crowd with a modern brick or striking double herringbone pattern, or try one of our Goodrich chevron options?

JOINT TYPE



Tongue & Groove | Easiloc

FITTING METHOD



Glued | Secret Nail | Floated

HEATING

Underfloor | Tog Rating
If fully stuck down

THICKNESS



15mm

WEAR LAYER



4mm

EDGES




Bevelled

WARRANTY

25
YEARS

GOODRICH | COFFEE OAK


32-GCO-001

90x400mm | 1.296m²/pack£87m²

This traditional parquet floor features delicately brushed and matt lacquered wood blocks in a warm coffee shade. Rich and sophisticated in colour with an array of dark tones and lovely texture, this floor is the perfect choice for a traditionally styled home.

GOODRICH | ESPRESSO OAK

32-GCW-001

90x400mm | 1.296m²/pack£92m²

Sophisticated, radiant and distinct, this is a parquet floor with real depth. Sumptuous shades have been accentuated by the smoking process, then carefully brushed and matt lacquered for a wonderfully textured feel.

AUTHENTICALLY CRAFTED


WOODPECKER

Signature

Our Signature range is composed of extraordinary boards which have been lavished with extra care, character and technique. The discerning choice, these floors are distinctive and special.

GOODRICH | HAZE OAK


32-CGR-001

90x400mm | 1.296m²/pack£105m²

This Scandinavian-inspired chevron flooring design has been smoked to create a divine range of ashen tones and subtle character. The blocks are then washed in white, brushed and matt lacquered to complete the striking effect that makes this floor stand out.

GOODRICH | MANOR OAK

32-MNO-001

90x400mm | 1.296m²/pack£102m²

The sublime detail and texture of this chevron floor brings nature and craftsmanship together in beautiful harmony. With beautiful golden hues this contemporary chevron design is graceful in any space. Attentively brushed and matt lacquered to enhance the detail in every piece.

STRIKING DESIGNS

The Goodrich Signature range includes striking chevron designs as well as wonderful textures and finishes that really stand out from the crowd.

The timeless elegance of natural wood and the traditional artistry of parquet flooring are combined to create our chevron designs - blocks which are angled and meet at points for a distinctive look that sets these floors apart.

Signature

GOODRICH | HAZE OAK


EXTRA SPECIAL EFFECTS

Incredible textures and extraordinary finishes characterise these exquisite parquet floors. From sawing to tumbling, smoking to distressing, there are no lengths to which our craftsmen will not go to create your perfect floor.

GOODRICH | CHARRED OAK

GOODRICH | SALTED OAK


32-SGR-001



90x400mm | 1.296m²/pack

£102m²

Parquet flooring gets a texture rush in this stylish and characterful floor. These matt lacquered blocks bear distinctive saw marks for a striking rustic effect, whilst being wonderfully contemporary in colour. A subtle matt lacquer completes the look.



GOODRICH | SALTED OAK


Signature

WOODPECKER

Signature

GOODRICH | BARN OAK

32-GBO-001




RUSTIC | BRUSHED & MATT LACQUERED

90x400mm | 1.296m²/pack£105m²

Painstakingly distressed by hand, each piece of Barn Oak is truly unique. Discover an array of antique features in this design, which tell the tale of an age-old parquet floor reclaimed to be loved once more. Tumbled edges, rich natural details and worn surface character come together beautifully with a grey washed shade for a modern rustic look.

GOODRICH | CHARRED OAK

32-GCD-001



RUSTIC | BRUSHED & MATT LACQUERED

90x400mm | 1.296m²/pack£105m²

Gloriously bold and blackened, Charred Oak captures the riveting feel of a reclaimed parquet floor. Explore stunning colour variations throughout unique blocks that are distressed by hand. Marks, scuffs, dents and tumbled edges tell the tale of an age-old timber that's wonderfully worn over time.





CHEPSTOW | WASHED OAK

ENGINEERED WOOD FLOORING

CHEPSTOW

RUGGED, DISTINGUISHED
AND BEAUTIFUL

Majestic, thick, traditionally
oiled boards – strong,
hardwearing and charming



A PERFECT FINISH

We have a range of profiles and trims available for the perfect finish. With shades to complement your floor choice, a smooth and natural transition between rooms is guaranteed. See page 124.

CHEPSTOW | PLANED GREY OAK

JOINT TYPE



Tongue & Groove | Easiloc

FITTING METHOD



Glued | Secret Nail | Floated

HEATING



Underfloor | Tog Rating
If fully stuck down

1.2

THICKNESS



21mm

WEAR LAYER



6mm

EDGES



Bevelled


WARRANTY




25
YEARS

CHEPSTOW

Rugged, Distinguished and Beautiful


CHEPSTOW | VANILLA OAK
65-PVA-001189x1860mm | 2.11m²/pack£105m²

Creamy-grey hues flow across these coastal inspired boards enlivening and brightening your room. Rustic wood character emerges from beneath the gently whitened surface which is oiled for a muted matt look and enduring protection.

CHEPSTOW | PLANED GREY OAK
65-POG-001189x1860mm | 2.11m²/pack£105m²

This ashen oak floor pairs the ageless flair of slow-grown European timber with a contemporary stain. Each board is carefully sanded to achieve its beautifully smooth surface and bring to life its ashen undertones and modern grey highlights. An oiled finish completes the floor with a chic satin sheen.


CHEPSTOW | RUSTIC OAK



U	65-HMU-001		189x1860mm		2.11m ² /pack	£90m²
©	65-HBO-001		189x1860mm		2.11m ² /pack	£97m²
L	65-HML-001		189x1860mm		2.11m ² /pack	£97m²
S	65-HBO-002		240x2200mm		2.11m ² /pack	£112m²

The classic look of rustic oak in a premium, substantial board, merging natural style with timeless appeal in its flowing grain patterns, slowly grown knots and array of caramel shades. Choose from 3 elegant finishes on a classic 190mm board or upgrade to our premium 240mm width (see page 71).

CHEPSTOW | WASHED OAK



	65-RWA-001		190x1900mm		1.444m ² /pack	£105m²
S	65-RWA-002		240x2200mm		2.11m ² /pack	£120m²

Full of whirling natural details, the subtle pale wash on this oak floor brings out the delicate grey hues and golden undertones. Treated with 6 coats of oil to protect the surface, it also penetrates the wood and enhances the structure of the grain. Now also available in a striking 240mm width (see page 70).



MODERN RUSTIC

Our Chepstow Rustic Oak boards are comfortably at home even in this far-from rustic space - working beautifully in both traditional and modern settings, they bring warmth and style to any room.

CHEPSTOW | RUSTIC OAK

JOINT TYPE



Tongue & Groove



Easyloc

FITTING METHOD



Glued



Secret Nail



Floated

HEATING



Underfloor | Tog Rating
If fully stuck down



1.2

THICKNESS



21mm

WEAR LAYER



6mm

EDGES



Bevelled

WARRANTY



25
YEARS

STRUCTURALLY SOUND

Thick enough even to be used as structural boards laid straight onto joists, Chepstow floors bring an incredible solidity and premium feeling to your home, sturdy underfoot and oozing quality.

JOINT TYPE



Tongue & Groove



Easiloc

FITTING METHOD



Glued



Secret Nail



Floated

HEATING



Underfloor

If fully stuck down



Tog Rating

THICKNESS



21mm

WEAR LAYER



6mm

EDGES



Bevelled

WARRANTY



25 YEARS

CHEPSTOW | ANTIQUE OAK



RUSTIC | OILED




65-POA-001 | 189x1860mm | 2.11m²/pack **£105m²**

S 65-POA-002 | 240x2200mm | 2.11m²/pack **£120m²**


A strong and stylish wood floor with distinct dark grain patterns and rich warming tones - a dark stain brings the oak's character to the fore while bevelled edges create beautiful definition across the design. Each board receives five coats of oil for a satin sheen and enhanced durability. Now also available in a luxurious 240mm board (see page 70).

CHEPSTOW | PLANED
COCOA OAK

65-POC-001



RUSTIC | OILED



189x1860mm | 2.11m²/pack

£105m²

Dark, deep and vivid with a delightfully smooth finish achieved by up to 6 rounds of careful sanding. Rich chocolate tones and dancing lighter highlights make this a floor with seemingly endless depths. Treated with oil for protection and a classic muted finish.

AUTHENTICALLY CRAFTED


WOODPECKER

Signature

Our Signature range is composed of extraordinary boards which have been lavished with extra care, character and technique. The discerning choice, these floors are distinctive and special.

CHEPSTOW | SAWN GREY OAK

65-SOG-001

189x1860mm | 2.11m²/pack£118m²

With delicate ashen hues and a beautifully rough surface that evokes the feel of freshly sawn timber, Grey Oak captures a distinctive wood floor feel. The rugged beauty of the boards evokes times passed in their every ridge and rise, grain and knot. Sawn Grey Oak is finished with five coats of oil for optimal durability and a wonderful satin sheen.



CHEPSTOW | SAWN GREY OAK

HAPPY DISTRESSING

Charming, timeworn appeal - each plank is hand distressed on its edges to produce small grooves and undulations that are reminiscent of a naturally aged floor.

CHEPSTOW | DISTRESSED CHARCOAL OAK

CHEPSTOW | DISTRESSED CHARCOAL OAK

65-AOC-001




RUSTIC | HARDWAX OILED

190x1900mm | 1.444m²/pack

£118m²

Presenting a stunning mix of rich auburn and deep chocolate tones, this extraordinary wood floor is brought to life by hand with a combination of sultry stains and augmenting waxes, enhancing distressed bevelled edges and characterful surface dents. Each board evokes an antique look and captures the feel that it's been loved across the generations.



CHEPSTOW | DISTRESSED CHARCOAL OAK

Signature


WOODPECKER

Signature

NEW!

CHEPSTOW |
ANTIQUE OAK

65-POA-002


240x2200mm | 2.11m²/pack£120m²

A stunning wide board version of this stylish wood floor, rich with distinct dark grain patterns and rich warming tones - a dark stain brings the oak's character to the fore while bevelled edges create beautiful definition across the design. Each board receives five coats of oil for a satin sheen and enhanced durability.

NEW!

CHEPSTOW |
WASHED OAK

65-RWA-002

240x2200mm | 2.11m²/pack£120m²

Full of whirling natural details, the subtle pale wash on this oak floor offers delicate grey hues and golden undertones, now in a superb wider board. Treated with 6 coats of oil to protect the surface, it also penetrates the wood and enhances the structure of the grain.

GO WIDE


Indulge yourself with our range of premium wide planks in 4 beautiful finishes. Showcasing more of the natural character of wood and with fewer planks needed, wide boards can make a room seem larger and less cluttered, elevating its beauty and charm.

CHEPSTOW | ANTIQUE OAK



CHEPSTOW | DISTRESSED CHARCOAL OAK

65-AOC-002



RUSTIC | HARDWAX OILED


240x2200mm | 2.11m²/pack

£133m²

Presenting a stunning mix of rich auburn and deep chocolate tones, this extraordinary wood floor is brought to life by hand with a combination of sultry stains and augmenting waxes, enhancing distressed bevelled edges and characterful surface dents. Each of these premium wider boards evokes an antique look and captures the feel that it's been loved across the generations.

CHEPSTOW | RUSTIC OAK

65-HBO-002



RUSTIC | BRUSHED & OILED

240x2200mm | 2.11m²/pack

£112m²

The classic look of rustic oak in a premium, substantial board, in a generous and stylish 240mm width. Natural style combines with timeless appeal in its flowing grain patterns, slowly grown knots and array of caramel shades.





BERKELEY | SMOKED OAK

ENGINEERED WOOD FLOORING

BERKELEY

EXTRAORDINARY WOODS,
TEXTURES AND FINISHES

Hand-worked extra rustic
Oak & Pine and beautifully
sleek Walnut



HAND WORKED TO AGED PERFECTION

All Berkeley Oak & Pine floors are painstakingly hand-worked for a finish that brings a whole new dimension to your natural floor. Creating a surface with undulating ridges and grooves, handscraping and distressing add depth and definition to the wood, capturing an aged look that's distinctive by eye yet smooth to the touch.

JOINT TYPE



Tongue & Groove | Easiloc

FITTING METHOD



Glued | Secret Nail | Floated

HEATING



Underfloor | Tog Rating
If fully stuck down

1.13

THICKNESS



15mm

WEAR LAYER



4mm

EDGES



Bevelled

WARRANTY




25
YEARS

BERKELEY

Extraordinary Woods, Textures and Finishes

BERKELEY | NATURAL OAK

38-BON-004

190x1860mm | 2.11m²/pack£95m²

Carefully prepared with seven specialist ageing processes to capture the charm of an age-old timber, these exquisite boards are bursting with golden highlights and natural character, accentuated with extra-rustic details such as large knots and dark filler, to recreate a truly distinctive look. Oiled for subtle protection.



BERKELEY | NATURAL OAK

See what you like? ORDER FREE SAMPLES FROM WOODPECKERFLOORING.CO.UK

AUTHENTICALLY CRAFTED

WOODPECKER *Signature*

Our Signature range is composed of extraordinary boards which have been lavished with extra care, character and technique. The discerning choice, these floors are distinctive and special.

BERKELEY | WHITE OAK


38-BVO-005

190x1860mm | 2.11m²/pack£98m²

This white oak floor evokes a beach-house feel with its chalky ashen stain and array of rustic details. Full of character, these boards give the sensation of having been part of the fabric of your home for many years. Smoking intensifies the subtle tones and an oiled finish sits within the surface layers to enhance the oak's grain structure and provide long-lasting protection.

BERKELEY | SMOKED OAK

38-BOS-003

190x1860mm | 2.11m²/pack£98m²

Being carefully antiqued in seven individual stages has instilled stunning period accents in these planks. Strong colour variations enhanced by smoking, dark details and intricate wood knots evokes the character of an experienced timber while an oiled finish enhances every grain in this exquisitely distressed floor.


A SOPHISTICATED LOOK

Berkeley Signature floors include exquisite hand-crafted finishes and premium pine and walnut options for a distinguished and sophisticated look.

BERKELEY | CLASSIC WALNUT

BERKELEY | GREY OAK

38-BAG-001



EXTRA RUSTIC | OILED


190x1860mm | 2.11m²/pack

£98m²

Relaxing ashen hues blend with a meticulously hand-scraped texture in this extra rustic oak floor. Boards feature large knots, splits and cracks characteristic of oak that's been underfoot for decades. Every intriguing and subtle tone has been accentuated by the smoking process, then finished with oil for a muted matt look.

BERKELEY | BURNT OAK

38-BOA-006



EXTRA RUSTIC | OILED

190x1860mm | 2.11m²/pack

£98m²

The bronze hues of this beautifully distressed oak floor feature a medley of tonal twists together with dark rustic details and defined bevelled edges, all brought to life by the traditional smoking method. The floor is finished with five coats of premium oil to enhance the character of every grain and provide a lifetime of durability.

Signature

SMOKING FOR INTENSITY


Most of our Berkeley floors are specially treated using an age-old process called “smoking” which allows our experts to subtly enhance or intensify their beautiful tones by awakening the natural tannins in the timber. Offering more complexity than a simple stained board, these smoked colours add a new dimension to your floor.

Signature


WOODPECKER *Signature*

BERKELEY | COTTAGE OAK

38-BDW-001



EXTRA RUSTIC | OILED




190x1860mm | 2.11m²/pack

£118m²

Antique flooring is even more beautifully timeworn in this truly rustic design. Featuring chatter marks from the sawmill along the edges, each board bursts with the charming effects of a floor that's been laid fresh from the saw and smoothed by the tread of generations. The classic smoking treatment creates a depth of colour and a subtle oiled finish gives wonderful texture.

BERKELEY | CALICO OAK

38-BCC-001



EXTRA RUSTIC | OILED



190x1860mm | 2.11m²/pack

£118m²

Dusky and daring, Calico Oak is a wood floor with drama. Boards are aged and distressed with realistic marks, dents and scuffed edges capturing the feel of a timber with a history. The wonderful grey and taupe tones in this unique design are brought to life by the smoking process and 5 coats of premium oil, which penetrate, protect and provide the wood with a subtle matt finish.


WOODPECKER

Signature

NEW!

BERKELEY |
CENTURY PINE

38-BMC-001



EXTRA RUSTIC | OILED

190x1860mm | 2.11m²/pack£95m²


The name tells its story, laid down at the turn of the last century, these hardworking boards have absorbed the footfall of generations, before being sanded down and given a fresh new lease of life. With aged blackened bevels and natural details as well as aged nail holes, this floor tells a story of years gone by. Refreshed and protected by a natural oil finish.

| Please note, Berkeley Century Pine is not suitable for underfloor heating.

NEW!

BERKELEY |
CLASSIC WALNUT

38-BCW-001



RUSTIC | LACQUERED

190x1860mm | 2.11m²/pack£118m²

Walnut flooring is loved for its smooth chocolatey tones and warming appeal and these boards up the ante even further with a serene majestic look. Truly eye-catching, with rich, flowing hues and the occasional lighter sapwood streaks highlighting the bevels, this floor has an enchanting mix of cocoa colours and natural swirling patterns, with a lustrous quality that will take centre stage.



signature

LAYER UPON LAYER

All Berkeley oak floors are treated with 5 layers of natural oil, cured and hardened with ultraviolet lamps for a resilient yet beautifully subtle finish.

WOODPECKER *Signature*

BERKELEY | RUGGED OAK

38-BRO-001



EXTRA RUSTIC | OILED



190x1860mm | 2.11m²/pack

£118m²

Capturing the characterful look and feel of genuine reclaimed timber, with rich nutty tones and golden highlights, these boards evoke the sunshine and warm tones of autumn. Realistic marks, scuffs and dents tell the story of antique wood that's wonderfully worn over time. Each board is rigorously distressed by hand with something different to be found in every piece.

BERKELEY | CELLAR OAK

38-BCO-001



EXTRA RUSTIC | OILED



190x1860mm | 2.11m²/pack

£118m²

Dark, distressed and distinctive - these boards are a vivid statement. Deep ebony undertones and all the character of aged extra rustic oak combine to create a board that speaks of generations of wear, reinforced by marks, scuffs and dents that tell the story of a reclaimed aged timber design. Discover new details in every board every day.

SUSTAINABLE AND DURABLE

BAMBOO FLOORING

For an eco-friendly floor that's naturally sleek and hardwearing

Bamboo is one of the most sustainable materials on earth. Actually a fast-growing grass, cutting encourages regrowth and it fully replenishes in only 5 years.

Bamboo forms its own unique grain patterns and can be formed into extremely hardwearing boards with the natural look and qualities of hardwood.

To produce these exceptionally hard boards, our Woodpecker experts use a process called strand weaving, binding bamboo fibres together and compressing them to create boards with a higher tensile strength than steel.



Our floors come with a 25 Year Warranty and all of our wood floors are responsibly sourced with FSC® certification.

THE RESPONSIBLE CHOICE

With the option of natural or coffee, plank or parquet, and finished with 5 coats of UV cured scratch resistant lacquer, our bamboo floors are the sustainable solution for your beautiful home.





OXWICH | COFFEE STRAND BAMBOO

BAMBOO FLOORING

OXWICH

SUSTAINABLE,
HARDWEARING AND SLEEK

Environmentally friendly
and resilient floors, with a
classy smooth finish

OXWICH

Sustainable, Hardwearing and Sleek

OXWICH | NATURAL STRAND BAMBOO


20-SWN-001

135x1850mm | 1.498m²/pack£72m²

Love the light and spacious feel that this natural bamboo floor can bring to your space. This authentic shade is true to the bright bamboo plant with varying calm and cool hues that are perfect for contemporary spaces. Bevelled and lacquered for a satin smooth finish, Natural Strand is sustainable, durable and stylish.

OXWICH | COFFEE STRAND BAMBOO

20-SWC-001

135x1850mm | 1.498m²/pack£72m²

Capturing a beautiful range of rich colours, with coffee hues and golden tones, these boards bring warmth and depth to the room. A fresh take on a dark floor, these characterful boards will add a new dimension to any space. Bevelled and lacquered for a satin smooth finish, Coffee Strand is sustainable, durable and stylish.



ENVIRONMENTALLY POSITIVE

There is no better sustainable solution for your floor - taking only 5 years to regrow, and with growth actually encouraged by cutting, bamboo really is one of nature's marvels.

OXWICH | NATURAL STRAND BAMBOO

JOINT TYPE



Tongue & Groove | Easiloc

FITTING METHOD



Glued | Secret Nail | Floated

HEATING



Underfloor | Tog Rating

THICKNESS



12mm

EDGES



Bevelled

WARRANTY



25 YEARS

A MODERN TAKE


Be inspired by this traditional herringbone pattern with a dramatic modern take - our bamboo parquet blocks are as beautiful as they are sustainable and resilient.





OXWICH | HERRINGBONE NATURAL STRAND BAMBOO

20-SHN-001



90x450mm | 1.134m²/pack


£82m²

A delightfully modern and eco-friendly twist to the traditional herringbone floor. This authentic shade is true to the bright bamboo plant with varying calm and cool hues that are perfect for contemporary spaces. Lacquered for a satin smooth finish, Oxwich Natural Herringbone is sustainable, durable and contemporary.



OXWICH | HERRINGBONE COFFEE STRAND BAMBOO

20-SHC-001



90x450mm | 1.134m²/pack

£82m²

A delightfully modern and eco-friendly twist to the traditional herringbone floor. With coffee hues and golden tones, these characterful blocks bring warmth and depth to the room, adding a new dimension to any home. Lacquered for a satin smooth finish, Oxwich Coffee Herringbone is sustainable, durable and contemporary.

JOINT TYPE



Tongue & Groove | Easyloc

FITTING METHOD



Glued | Secret Nail | Floated

HEATING



Underfloor | Tog Rating
If fully stuck down

THICKNESS



12mm

EDGES



Bevelled

WARRANTY



25
YEARS

NEXT GENERATION BOARDS

STRATEX FLOORING

For high stability and
outstanding performance

Woodpecker's Stratex technology is at the heart of these incredibly strong and stable boards, constructed from resilient layers of the highest performance materials, including built-in underlay.

Offering a choice of real wood or embossed wood-effect finish, highly moisture resistant and durable, Stratex flooring is suitable for even the most demanding rooms in the house, heavy traffic areas such as hallways and over underfloor heating.

Easy to install, family and pet friendly and with over 25 colours and finishes to choose from, our Stratex ranges are the intelligent choice for a high-performance floor.



Our floors come with
a 25 Year Warranty.

A PERFECT FIT

With glueless Easiloc joints and a built-in-underlay, Stratex flooring is easy to fit and can be installed directly onto most existing subfloors.





BRECON | WAREHOUSE OAK

STRATEX FLOORING

BRECON

WATERPROOF,
NO EXPANSION,
BUILT-IN UNDERLAY

A high-performance floor
in a wide range of realistic
wood-effect finishes

"No Expansion" refers to Brecon in stable conditions between 15-25°C

BRECON

Waterproof, No Expansion,
Built-in Underlay



BRECON | GLACIAL OAK
29-BRE-025



180x1220mm | 2.2m²/pack £42m²

Freshly whitewashed, evoking an Alpine cabin glistening with the hoar frost.

BRECON | IVORY OAK
29-BRE-007



180x1220mm | 2.2m²/pack £42m²

Fresh and light, with creamy tones meeting charming wood character.

STABILITY



High

UNDERLAY



Built-in

DPM



Not required

SLIP RESISTANCE



R10

WEAR RATING



AC4

WATERPROOF



INSTALLATION



Score and snap

“No Expansion” refers to Brecon in stable conditions between 15-25°C

BRECON | IVORY OAK

TACTILE TEXTURES

Subtle embossing of natural grain patterns and flows bring Brecon boards to life and add realism and vitality to your floor.

JOINT TYPE



Tongue & Groove



Easiloc

FITTING METHOD



Glued



Secret Nail



Floated

HEATING



Underfloor



Tog Rating

THICKNESS



5mm

WARRANTY



25
YEARS

BRECON | BARLEY OAK

29-BRE-006

180x1220mm | 2.2m²/pack£42m²

Modest yet warming, a versatile base for contemporary interiors.

BRECON | DOVE OAK

29-BRE-005

180x1220mm | 2.2m²/pack£42m²

An elegant mix of grey and beige tones, with striking dark rustic streaks, bringing a lively feel.



BRECON | BLANCHE OAK

29-BRE-022

180x1220mm | 2.2m²/pack£42m²

Fresh out of the old mill, limed, washed, and swept, with character that has increased with age.

BRECON | SEASHELL OAK

29-BRE-009

180x1220mm | 2.2m²/pack£42m²

A subtle delight with a lovely feel of nature, inspired by the dusky tones of our rocky shores.

STABILITY



High

UNDERLAY



Built-in

DPM



Not required

SLIP RESISTANCE



R10

WEAR RATING



AC4

WATERPROOF



INSTALLATION



Score and snap

BRECON | WAREHOUSE OAK

29-BRE-012




180x1220mm | 2.2m²/pack

£42m²

A modern grey design capturing the feel of forest-fresh wood with visible sawn marks.

BRECON | RIVER OAK

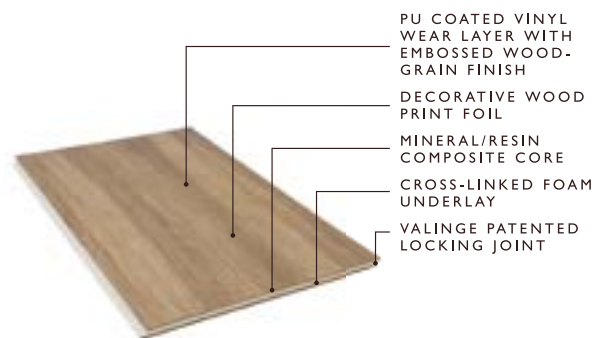
29-BRE-002



180x1220mm | 2.2m²/pack

£42m²

Splashed in earthy tones and white limed details, flowing with natural character.



MADE FOR LIVING

Our Brecon Stratex flooring range offers incredibly strong and stable boards with an extremely durable, embossed woodgrain-effect vinyl upper layer and built-in underlay. Offering a wide range of highly realistic wood finishes, Brecon is a stylish and practical solution for even the most demanding rooms in the house.

JOINT TYPE



Tongue & Groove | Easiloc

FITTING METHOD



Glued | Secret Nail | Floated

HEATING



Underfloor | Tog Rating

THICKNESS



5mm

WARRANTY



25 YEARS

BRECON | WHISPER OAK

29-BRE-011

180x1220mm | 2.2m²/pack£42m²

Deep grey hues meet rustic wood character in this vivid design.



BRECON | WEATHERED OAK

29-BRE-021

180x1220mm | 2.2m²/pack£42m²

Time worn and gnarled, from the ancient barn, this floor has seen generations of the seasons.

BRECON | VALLEY OAK

29-BRE-014

180x1220mm | 2.2m²/pack£42m²

A classic design with a fresh natural oak shade and charming wood character.

BRECON | FARM OAK

29-BRE-003

180x1220mm | 2.2m²/pack£42m²

Warm and welcoming, a characterful golden oak inspired by traditional wood flooring.

STABILITY



High

UNDERLAY



Built-in

DPM



Not required

SLIP RESISTANCE



R10

WEAR RATING



AC4

WATERPROOF




INSTALLATION



Score and snap

BRECON | VINTAGE OAK

29-BRE-015


180x1220mm | 2.2m²/pack£42m²

Rich in red oak tones and rustic personality, capturing the vibrant character of antique wood.



BRECON | HERITAGE OAK

29-BRE-023


180x1220mm | 2.2m²/pack£42m²

A style found in mansions and manor houses, bearing witness to the passing generations of nobility.



BRECON | BRACKEN OAK

29-BRE-024

180x1220mm | 2.2m²/pack£42m²

The feel of gracefully ageing timber, with warm tones reminiscent of heathland and rural villages.



BRECON | SHORELINE OAK

29-BRE-020

180x1220mm | 2.2m²/pack£42m²

Calling to mind sea defences and breakwaters, saturated with tar and soaked with the surf.

JOINT TYPE



Tongue & Groove | Easiloc

FITTING METHOD



Glued | Secret Nail | Floated

HEATING



Underfloor | Tog Rating

THICKNESS



5mm

WARRANTY



25 YEARS

AUTHENTICALLY CRAFTED


WOODPECKER *Signature*

Our Signature range is composed of extraordinary boards which have been lavished with extra care, character and technique. The discerning choice, these floors are distinctive and special.

NEW!

BRECON | VINTAGE OAK HERRINGBONE

29-BRE-018


120x600mm | 0.72m²/pack£45m²

The stylish sophistication of parquet in a high-tech board with a classic look - rich in red oak tones and rustic personality, capturing the vibrant character of antique wood.

NEW!

BRECON | SHORELINE OAK HERRINGBONE

29-BRE-019

120x600mm | 0.72m²/pack£45m²

Calling to mind sea defences and breakwaters, saturated with tar and soaked with the surf, this stunning finish works beautifully in a characterful herringbone design.

MODERN ELEGANCE

Brecon Signature Herringbone floors give everyone the chance to enjoy the sophisticated parquet style. With the effect of multiple parquet blocks in a single, embossed, waterproof board, they are a modern and versatile solution for a design classic.

Signature



CHILD FRIENDLY FLOORING

Our Brecon range is the perfect solution for your child's bedroom. You won't have to worry about those accidental spills as all of all Brecon floors are waterproof and very easy to clean. With a quick mop and sweep, you'll have more free time to enjoy that much deserved cuppa.



Signature


WOODPECKER

Signature

NEW!

BRECON | WHISPER OAK HERRINGBONE

29-BRE-016



DEEP EMBOSS MATT



120x600mm | 0.72m²/pack


£45m²

The classic parquet pattern on a subtly textured, high performance board - deep grey hues meet rustic wood character in this vivid design.

NEW!

BRECON | RIVER OAK HERRINGBONE

29-BRE-017



DEEP EMBOSS MATT



120x600mm | 0.72m²/pack

£45m²

An elegant design classic brought up to date on this high-performance floor - splashed in earthy tones and white limed details, flowing with natural character.





LYNTON | WEALD OAK

STRATEX FLOORING

LYNTON

REAL WOOD,
DENT-RESISTANT,
BUILT-IN UNDERLAY

High-performance boards
with a beautiful real
wood top layer

LYNTON

Real Wood, Dent-resistant, Built-in Underlay

NEW!

LYNTON | SEAGRASS OAK
33-LYT-005




165x1220mm | 2.01m²/pack

£56m²

Evoking long lost timber, washed by the waves to a whitened hue, hinting at the hidden mysteries of the deep, yet vibrant with life. Delicately brushed and matt lacquered.

NEW!

LYNTON | CHIFFON OAK
33-LYT-006



165x1220mm | 2.01m²/pack

£56m²

As natural as it comes, with a warmth and texture you can feel, enhanced by brushing and a subtle matt lacquer. Oak in the raw with an overlay of gossamer shades.

STABILITY



High

UNDERLAY



Built-in

MOISTURE



High
resistance

WEAR LAYER




1mm



LYNTON | ESTUARY OAK

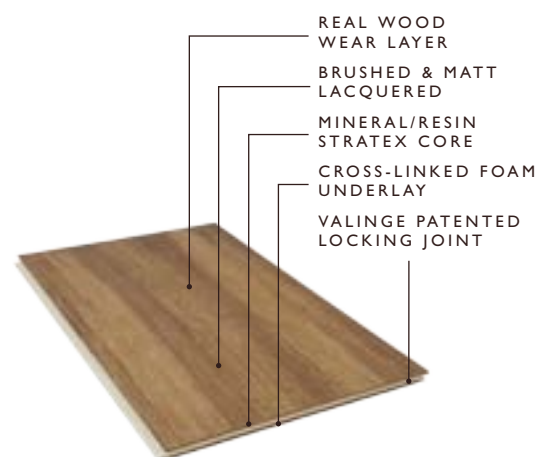
33-LYT-004



165x1220mm | 2.01m²/pack

£56m²

Imagine salt and sand, years of maritime history ingrained into the timbers of hardworking waterside structures, captured in this characterful brushed and matt lacquered board.



Our ground-breaking new Lynton range combines the beauty of mature European oak with the impressive stability of our unique Stratex technology. With a real wood top layer and built-in underlay, this innovative range offers the beauty of real wood with the practicality of incredibly strong and stable, dent-resistant boards.

JOINT TYPE



Tongue & Groove | Easiloc

FITTING METHOD



Glued | Secret Nail | Floated

HEATING



Underfloor | Tog Rating

THICKNESS



7mm


WARRANTY



25 YEARS



LYNTON | NATURAL OAK
33-LYT-001



165x1220mm | 2.01m²/pack £56m²

Our national favourite, a mature golden oak that works beautifully with any décor, subtly brushed with a muted sheen. A traditional product, loved by generations past, now perfect for the modern home.



LYNTON | EVENING OAK
33-LYT-003



165x1220mm | 2.01m²/pack £56m²

Capturing the subtle tones of twilight as the sun dips below the horizon, the sunset shadows and streaks of the passing day fade. Brushed and matt lacquered to intensify the grain.

STABILITY



High

UNDERLAY



Built-in

MOISTURE



High
resistance

WEAR LAYER




1mm



LYNTON | WEALD OAK

33-LYT-002



165x1220mm | 2.01m²/pack

£56m²

Recalling a darkened ancient woodland steeped in history, this sumptuous dark floor will bring a hint of mysterious luxury to any room. Brushed and matt lacquered for a classic understated finish.



LYNTON | WEALD OAK

PRACTICAL AND STYLISH

All our Lynton floors are robust and stable with minimal reaction to moisture and temperature, making them suitable for even the most demanding rooms in the home including hallways and over underfloor heating.

JOINT TYPE



Tongue & Groove | Easiloc

FITTING METHOD



Glued | Secret Nail | Floated

HEATING



Underfloor | Tog Rating

THICKNESS



7mm

WARRANTY



25 YEARS



HANDY TOOLS

RANGE AT A GLANCE

A handy comparison tool to help
you find the perfect floor.

OXWICH | HERRINGBONE NATURAL STRAND BAMBOO

THE RANGE AT A GLANCE

	CODE	PRICE (inc. Vat)	THICKNESS	DIMENSIONS	PACK SIZE	GRADE	FINISH	JOINT TYPE	EDGES	FITTING METHOD	UNDERFLOOR HEATING	HARDNESS
YORK												
WHITE WASHED OAK	36-YWW-150	£77.00/m ²	18mm	150 x 300- 1600mm*	1.98m ² Variable no.	Rustic	B & M Lacquered	Tongue & Groove	Bevelled	Stuck down or nailed	Not Suitable	Hard
SELECT OAK	36-YBM-150	£74.00/m ²	18mm	150 x 300- 1600mm*	1.98m ² Variable no.	Select	B & M Lacquered	Tongue & Groove	Bevelled	Stuck down or nailed	Not Suitable	Hard
RUSTIC OAK	36-YRO-150	£72.00/m ²	18mm	150 x 300- 1600mm*	1.98m ² Variable no.	Rustic	Oiled	Tongue & Groove	Bevelled	Stuck down or nailed	Not Suitable	Hard
RUSTIC OAK	36-YOR-150	£72.00/m ²	18mm	150 x 300- 1600mm*	1.98m ² Variable no.	Rustic	Lacquered	Tongue & Groove	Bevelled	Stuck down or nailed	Not Suitable	Hard
TAWNY OAK	36-YTO-150	£77.00/m ²	18mm	150 x 300- 1600mm*	1.98m ² Variable no.	Rustic	B & M Lacquered	Tongue & Groove	Bevelled	Stuck down or nailed	Not Suitable	Hard
ANTIQUE OAK	36-YOA-150	£92.00/m ²	18mm	150 x 300- 1600mm*	1.98m ² Variable no.	Rustic	Lacquered	Tongue & Groove	Bevelled	Stuck down or nailed	Not Suitable	Hard

	CODE	PRICE (inc. Vat)	THICKNESS	DIMENSIONS	PACK SIZE	GRADE	FINISH	JOINT TYPE	EDGES	FITTING METHOD	UNDERFLOOR HEATING	HARDNESS	TOG RATING
SALCOMBE													
CHALKED OAK	45-WAW-020	£75.00/m ²	14mm 3mm wear	190 x 1900mm**	2.888m ² 8 planks	Rustic	B & M Lacquered	Easiloc	Bevelled	Floated	Suitable	Hard	1.13
SEASHORE OAK	45-WDG-013	£75.00/m ²	14mm 3mm wear	190 x 1900mm**	2.888m ² 8 planks	Rustic	B & M Lacquered	Easiloc	Bevelled	Floated	Suitable	Hard	1.13
DUNE OAK	45-WGR-016	£75.00/m ²	14mm 3mm wear	190 x 1900mm**	2.888m ² 8 planks	Rustic	B & M Lacquered	Easiloc	Bevelled	Floated	Suitable	Hard	1.13
MOONBEAM OAK	45-WAB-014	£75.00/m ²	14mm 3mm wear	190 x 1900mm**	2.888m ² 8 planks	Rustic	B & M Lacquered	Easiloc	Bevelled	Floated	Suitable	Hard	1.13
SHADOW OAK	45-WAC-017	£75.00/m ²	14mm 3mm wear	190 x 1900mm**	2.888m ² 8 planks	Rustic	B & M Lacquered	Easiloc	Bevelled	Floated	Suitable	Hard	1.13
NATURAL OAK 3-STRIP	46-WOU-003	£55.00/m ²	14mm 3mm wear	182 x 2190mm**	3.587m ² 8 planks	Rustic	Lacquered	Easiloc	Square	Floated	Suitable	Hard	1.13
NATURAL OAK	45-WGO-000	£75.00/m ²	14mm 3mm wear	190 x 1900mm**	2.888m ² 8 planks	Rustic	B & M Lacquered	Easiloc	Bevelled	Floated	Suitable	Hard	1.13

	CODE	PRICE (inc. vat)	THICKNESS	DIMENSIONS	PACK SIZE	GRADE	FINISH	JOINT TYPE	EDGES	FITTING METHOD	UNDERFLOOR HEATING	HARDNESS	TOG RATING
HARLECH													
WHITE OAK	35-HWO-189	£77.00/m²	15mm 4mm wear	190 x 1900mm**	2.166m² 6 planks	Rustic	Oiled	Tongue & Groove	Bevelled	Floated, stuck or nailed	Suitable if stuck down	Hard	1.13
WHITE SMOKED OAK	35-HWS-001	£75.00/m²	15mm 4mm wear	150 x 1900mm**	1.71m² 6 planks	Rustic	B & M Lacquered	Tongue & Groove	Bevelled	Floated, stuck or nailed	Suitable if stuck down	Hard	1.13
WHITE SMOKED OAK	35-HWS-240	£95.00/m²	15mm 4mm wear	240 x 2200mm**	2.11m² 4 planks	Rustic	B & M Lacquered	Tongue & Groove	Bevelled	Floated, stuck or nailed	Suitable if stuck down	Hard	1.13
RAW OAK	35-HRA-001	£77.00/m²	15mm 4mm wear	190 x 1900mm**	2.166m² 6 planks	Rustic	B & M Lacquered	Tongue & Groove	Bevelled	Floated, stuck or nailed	Suitable if stuck down	Hard	1.13
RAW OAK	35-HRA-240	£95.00/m²	15mm 4mm wear	240 x 2200mm**	2.11m² 4 planks	Rustic	B & M Lacquered	Tongue & Groove	Bevelled	Floated, stuck or nailed	Suitable if stuck down	Hard	1.13
SELECT OAK	35-HOO-005	£90.00/m²	15mm 4mm wear	190 x 1900mm**	2.166m² 6 planks	Select	Oiled	Tongue & Groove	Bevelled	Floated, stuck or nailed	Suitable if stuck down	Hard	1.13
SELECT OAK	35-HOL-001	£90.00/m²	15mm 4mm wear	190 x 1900mm**	2.166m² 6 planks	Select	Matt Lacquered	Tongue & Groove	Bevelled	Floated, stuck or nailed	Suitable if stuck down	Hard	1.13
RUSTIC OAK	35-HOC-148	£70.00/m²	15mm 4mm wear	150 x 1900mm**	1.71m² 6 planks	Rustic	Oiled	Tongue & Groove	Bevelled	Floated, stuck or nailed	Suitable if stuck down	Hard	1.13
RUSTIC OAK	35-HRO-001	£72.00/m²	15mm 4mm wear	190 x 1900mm**	2.166m² 6 planks	Rustic	Oiled	Tongue & Groove	Bevelled	Floated, stuck or nailed	Suitable if stuck down	Hard	1.13
RUSTIC OAK	35-HOB-001	£72.00/m²	15mm 4mm wear	150 x 1900mm**	1.71m² 6 planks	Rustic	B & M Lacquered	Tongue & Groove	Bevelled	Floated, stuck or nailed	Suitable if stuck down	Hard	1.13
RUSTIC OAK	35-HRO-240	£92.00/m²	15mm 4mm wear	240 x 2200mm**	2.11m² 4 planks	Rustic	B & M Lacquered	Tongue & Groove	Bevelled	Floated, stuck or nailed	Suitable if stuck down	Hard	1.13
SMOKED OAK	35-HSO-001	£77.00/m²	15mm 4mm wear	190 x 1900mm**	2.166m² 6 planks	Rustic	Oiled	Tongue & Groove	Bevelled	Floated, stuck or nailed	Suitable if stuck down	Hard	1.13
COGNAC OAK	35-HOC-190	£77.00/m²	15mm 4mm wear	190 x 1900mm**	2.166m² 6 planks	Rustic	B & M Lacquered	Tongue & Groove	Bevelled	Floated, stuck or nailed	Suitable if stuck down	Hard	1.13
CHOCOLATE OAK	35-HCW-001	£77.00/m²	15mm 4mm wear	190 x 1900mm**	2.166m² 6 planks	Rustic	B & M Lacquered	Tongue & Groove	Bevelled	Floated, stuck or nailed	Suitable if stuck down	Hard	1.13
STORMY OAK	35-HWG-001	£90.00/m²	15mm 4mm wear	190 x 1900mm**	2.166m² 6 planks	Rustic	B & M Lacquered	Tongue & Groove	Bevelled	Floated, stuck or nailed	Suitable if stuck down	Hard	1.13

| ** Packs may include cut lengths

	CODE	PRICE (PK. V6)	THICKNESS	DIMENSIONS	PACK SIZE	GRADE	FINISH	JOINT TYPE	EDGES	FITTING METHOD	UNDERFLOOR HEATING	HARDNESS	TOG RATING
BERKELEY													
NATURAL OAK	38-BON-004	£95.00/m²	15mm 4mm wear	190 x 1860mm**	2.11m² 6 planks	Extra Rustic	Oiled	Tongue & groove	Bevelled	Floated, stuck or nailed	Suitable if stuck down	Hard	1.13
WHITE OAK	38-BWO-005	£98.00/m²	15mm 4mm wear	190 x 1860mm**	2.11m² 6 planks	Extra Rustic	Oiled	Tongue & groove	Bevelled	Floated, stuck or nailed	Suitable if stuck down	Hard	1.13
SMOKED OAK	38-BOS-003	£98.00/m²	15mm 4mm wear	190 x 1860mm**	2.11m² 6 planks	Extra Rustic	Oiled	Tongue & groove	Bevelled	Floated, stuck or nailed	Suitable if stuck down	Hard	1.13
GREY OAK	38-BAG-001	£98.00/m²	15mm 4mm wear	190 x 1860mm**	2.11m² 6 planks	Extra Rustic	Oiled	Tongue & groove	Bevelled	Floated, stuck or nailed	Suitable if stuck down	Hard	1.13
BURNT OAK	38-BOA-006	£98.00/m²	15mm 4mm wear	190 x 1860mm**	2.11m² 6 planks	Extra Rustic	Oiled	Tongue & groove	Bevelled	Floated, stuck or nailed	Suitable if stuck down	Hard	1.13
COTTAGE OAK	38-BDW-001	£118.00/m²	15mm 4mm wear	190 x 1860mm**	2.11m² 6 planks	Extra Rustic	Oiled	Tongue & groove	Bevelled	Floated, stuck or nailed	Suitable if stuck down	Hard	1.13
CALICO OAK	38-BCC-001	£118.00/m²	15mm 4mm wear	190 x 1860mm**	2.11m² 6 planks	Extra Rustic	Oiled	Tongue & groove	Bevelled	Floated, stuck or nailed	Suitable if stuck down	Hard	1.13
CENTURY PINE	38-BMC-001	£95.00/m²	15mm 4mm wear	190 x 1860mm**	2.11m² 6 planks	Extra Rustic	Oiled	Tongue & groove	Bevelled	Floated, stuck or nailed	Not suitable	Medium	1.13
CLASSIC WALNUT	38-BCW-001	£118.00/m²	15mm 4mm wear	190 x 1860mm**	2.11m² 6 planks	Rustic	Lacquered	Tongue & groove	Bevelled	Floated, stuck or nailed	Suitable if stuck down	Hard	1.13
RUGGED OAK	38-BRO-001	£118.00/m²	15mm 4mm wear	190 x 1860mm**	2.11m² 6 planks	Extra Rustic	Oiled	Tongue & groove	Bevelled	Floated, stuck or nailed	Suitable if stuck down	Hard	1.13
CELLAR OAK	38-BCO-001	£118.00/m²	15mm 4mm wear	190 x 1860mm**	2.11m² 6 planks	Extra Rustic	Oiled	Tongue & groove	Bevelled	Floated, stuck or nailed	Suitable if stuck down	Hard	1.13
GOODRICH													
COTTON OAK	32-GCT-001	£87.00/m²	15mm 4mm wear	90 x 400mm	1.296m² 36 planks	Rustic	B & M Lacquered	Tongue & groove	Bevelled	Floated, stuck or nailed	Suitable if stuck down	Hard	1.13
WHITENED OAK	32-GWH-001	£87.00/m²	15mm 4mm wear	90 x 400mm	1.296m² 36 planks	Rustic	B & M Lacquered	Tongue & groove	Bevelled	Floated, stuck or nailed	Suitable if stuck down	Hard	1.13
FEATHER OAK	32-OGW-001	£92.00/m²	15mm 4mm wear	90 x 400mm	1.296m² 36 planks	Rustic	B & M Lacquered	Tongue & groove	Bevelled	Floated, stuck or nailed	Suitable if stuck down	Hard	1.13
ECRU OAK	32-GEO-001	£87.00/m²	15mm 4mm wear	90 x 400mm	1.296m² 36 planks	Rustic	B & M Lacquered	Tongue & groove	Bevelled	Floated, stuck or nailed	Suitable if stuck down	Hard	1.13
NATURAL OAK	32-GNA-001	£82.00/m²	15mm 4mm wear	90 x 400mm	1.296m² 36 planks	Rustic	B & M Lacquered	Tongue & groove	Bevelled	Floated, stuck or nailed	Suitable if stuck down	Hard	1.13
COFFEE OAK	32-GCO-001	£87.00/m²	15mm 4mm wear	90 x 400mm	1.296m² 36 planks	Rustic	B & M Lacquered	Tongue & groove	Bevelled	Floated, stuck or nailed	Suitable if stuck down	Hard	1.13
ESPRESSO OAK	32-GCW-001	£92.00/m²	15mm 4mm wear	90 x 400mm	1.296m² 36 planks	Rustic	B & M Lacquered	Tongue & groove	Bevelled	Floated, stuck or nailed	Suitable if stuck down	Hard	1.13
HAZE OAK	32-CGR-001	£105.00/m²	15mm 4mm wear	90 x 400mm	1.296m² 36 planks	Rustic	B & M Lacquered	Tongue & groove	Bevelled	Floated, stuck or nailed	Suitable if stuck down	Hard	1.13

Some Goodrich laying patterns require additional tongues to be inserted.

| ** Packs may include cut lengths

	CODE	PRICE (p/c, v/d)	THICKNESS	DIMENSIONS	PACK SIZE	GRADE	FINISH	JOINT TYPE	EDGES	FITTING METHOD	UNDERFLOOR HEATING	HARDNESS	TOG RATING
GOODRICH													
MANOR OAK	32-MNO-001	£102.00/m ²	15mm 4mm wear	90 x 400mm	1.296m ² 36 planks	Rustic	B & M Lacquered	Tongue & groove	Bevelled	Floated, stuck or nailed	Suitable if stuck down	Hard	1.13
SALTED OAK	32-SGR-001	£102.00/m ²	15mm 4mm wear	90 x 400mm	1.296m ² 36 planks	Rustic	B & M Lacquered	Tongue & groove	Bevelled	Floated, stuck or nailed	Suitable if stuck down	Hard	1.13
BARN OAK	32-GB0-001	£105.00/m ²	15mm 4mm wear	90 x 400mm	1.296m ² 36 planks	Rustic	B & M Lacquered	Tongue & groove	Bevelled	Floated, stuck or nailed	Suitable if stuck down	Hard	1.13
CHARRED OAK	32-GCD-001	£105.00/m ²	15mm 4mm wear	90 x 400mm	1.296m ² 36 planks	Rustic	B & M Lacquered	Tongue & groove	Bevelled	Floated, stuck or nailed	Suitable if stuck down	Hard	1.13
CHEPSTOW													
VANILLA OAK	65-PVA-001	£105.00/m ²	21mm 6mm wear	189 x 1860mm**	2.11m ² 6 planks	Rustic	Oiled	Tongue & groove	Bevelled	Floated, stuck or nailed	Suitable if stuck down	Hard	1.2
PLANED GREY OAK	65-POG-001	£105.00/m ²	21mm 6mm wear	189 x 1860mm**	2.11m ² 6 planks	Rustic	Oiled	Tongue & groove	Bevelled	Floated, stuck or nailed	Suitable if stuck down	Hard	1.2
RUSTIC OAK (Unfinished)	65-HMU-001	£90.00/m ²	21mm 6mm wear	189 x 1860mm**	2.11m ² 6 planks	Rustic	Unfinished	Tongue & groove	Bevelled	Floated, stuck or nailed	Suitable if stuck down	Hard	1.2
RUSTIC OAK (Lacquered)	65-HML-001	£97.00/m ²	21mm 6mm wear	189 x 1860mm**	2.11m ² 6 planks	Rustic	Lacquered	Tongue & groove	Bevelled	Floated, stuck or nailed	Suitable if stuck down	Hard	1.2
RUSTIC OAK (Brushed & Oiled)	65-HBO-001	£97.00/m ²	21mm 6mm wear	189 x 1860mm**	2.11m ² 6 planks	Rustic	Brushed & Oiled	Tongue & groove	Bevelled	Floated, stuck or nailed	Suitable if stuck down	Hard	1.2
RUSTIC OAK (Brushed & Oiled)	65-HBO-002	£112.00/m ²	21mm 6mm wear	240 x 2200mm**	2.11m ² 4 planks	Rustic	Brushed & Oiled	Tongue & groove	Bevelled	Floated, stuck or nailed	Suitable if stuck down	Hard	1.2
PLANED COCOA OAK	65-POC-001	£105.00/m ²	21mm 6mm wear	189 x 1860mm**	2.11m ² 6 planks	Rustic	Oiled	Tongue & groove	Bevelled	Floated, stuck or nailed	Suitable if stuck down	Hard	1.2
WASHED OAK	65-RWA-001	£105.00/m ²	21mm 6mm wear	190 x 1900mm**	1.444m ² 4 planks	Rustic	Oiled	Tongue & groove	Bevelled	Floated, stuck or nailed	Suitable if stuck down	Hard	1.2
WASHED OAK	65-RWA-002	£120.00/m ²	21mm 6mm wear	240 x 2200mm**	2.11m ² 4 planks	Rustic	Oiled	Tongue & groove	Bevelled	Floated, stuck or nailed	Suitable if stuck down	Hard	1.2
ANTIQUE OAK	65-POA-001	£105.00/m ²	21mm 6mm wear	189 x 1860mm**	2.11m ² 6 planks	Rustic	Oiled	Tongue & groove	Bevelled	Floated, stuck or nailed	Suitable if stuck down	Hard	1.2
ANTIQUE OAK	65-POA-002	£120.00/m ²	21mm 6mm wear	240 x 2200mm**	2.11m ² 6 planks	Rustic	Oiled	Tongue & groove	Bevelled	Floated, stuck or nailed	Suitable if stuck down	Hard	1.2
SAWN GREY OAK	65-SOG-001	£118.00/m ²	21mm 6mm wear	189 x 1860mm**	2.11m ² 6 planks	Rustic	Oiled	Tongue & groove	Bevelled	Floated, stuck or nailed	Suitable if stuck down	Hard	1.2
DISTRESSED CHARCOAL OAK	65-AOC-001	£118.00/m ²	21mm 6mm wear	190 x 1900mm**	1.444m ² 4 planks	Rustic	Hardwax Oiled	Tongue & groove	Bevelled	Floated, stuck or nailed	Suitable if stuck down	Hard	1.2
DISTRESSED CHARCOAL OAK	65-AOC-002	£133.00/m ²	21mm 6mm wear	240 x 2200mm**	2.11m ² 4 planks	Rustic	Hardwax Oiled	Tongue & groove	Bevelled	Floated, stuck or nailed	Suitable if stuck down	Hard	1.2

	CODE	PRICE (inc. vat)	THICKNESS	DIMENSIONS	PACK SIZE	FINISH	JOINT TYPE	EDGES	FITTING METHOD	UNDERFLOOR HEATING	HARDNESS	TOG RATING
OXWICH												
NATURAL	20-SVN-001	£72.00/m ²	12mm	135 x 1850mm	1.498m ² 6 planks	Matt Lacquered	Easiloc	Bevelled	Floated	Suitable	Very hard	1.1
COFFEE	20-SWC-001	£72.00/m ²	12mm	135 x 1850mm	1.498m ² 6 planks	Matt Lacquered	Easiloc	Bevelled	Floated	Suitable	Very hard	1.1
NATURAL HERRINGBONE	20-SHN-001	£82.00/m ²	12mm	90 x 450mm	1.134m ² 6 planks	Matt Lacquered	Tongue & groove	Bevelled	Floated, stuck or nailed	Suitable if stuck down	Very hard	1.1
COFFEE HERRINGBONE	20-SHC-001	£82.00/m ²	12mm	90 x 450mm	1.134m ² 6 planks	Matt Lacquered	Tongue & groove	Bevelled	Floated, stuck or nailed	Suitable if stuck down	Very hard	1.1

Herringbone laying patterns require additional tongues to be inserted.

	CODE	PRICE (inc. vat)	THICKNESS	DIMENSIONS	PACK SIZE	FINISH	JOINT TYPE	EDGES	FITTING METHOD	UNDERFLOOR HEATING	HARDNESS	TOG RATING
BRECON												
GLACIAL OAK	29-BRE-025	£42.00/m ²	5mm	180 x 1220mm	2.2m ² 10 planks	Embossed	Easiloc	Micro- bevelled	Floated	Suitable	Hard	1.05
IVORY OAK	29-BRE-007	£42.00/m ²	5mm	180 x 1220mm	2.2m ² 10 planks	Embossed	Easiloc	Micro- bevelled	Floated	Suitable	Hard	1.05
BARLEY OAK	29-BRE-006	£42.00/m ²	5mm	180 x 1220mm	2.2m ² 10 planks	Embossed	Easiloc	Micro- bevelled	Floated	Suitable	Hard	1.05
DOVE OAK	29-BRE-005	£42.00/m ²	5mm	180 x 1220mm	2.2m ² 10 planks	Embossed	Easiloc	Micro- bevelled	Floated	Suitable	Hard	1.05
BLANCHE OAK	29-BRE-022	£42.00/m ²	5mm	180 x 1220mm	2.2m ² 10 planks	Embossed	Easiloc	Micro- bevelled	Floated	Suitable	Hard	1.05
SEASHELL OAK	29-BRE-009	£42.00/m ²	5mm	180 x 1220mm	2.2m ² 10 planks	Embossed	Easiloc	Micro- bevelled	Floated	Suitable	Hard	1.05
WAREHOUSE OAK	29-BRE-012	£42.00/m ²	5mm	180 x 1220mm	2.2m ² 10 planks	Embossed	Easiloc	Micro- bevelled	Floated	Suitable	Hard	1.05
RIVER OAK	29-BRE-002	£42.00/m ²	5mm	180 x 1220mm	2.2m ² 10 planks	Embossed	Easiloc	Micro- bevelled	Floated	Suitable	Hard	1.05
WHISPER OAK	29-BRE-011	£42.00/m ²	5mm	180 x 1220mm	2.2m ² 10 planks	Embossed	Easiloc	Micro- bevelled	Floated	Suitable	Hard	1.05
WEATHERED OAK	29-BRE-021	£42.00/m ²	5mm	180 x 1220mm	2.2m ² 10 planks	Embossed	Easiloc	Micro- bevelled	Floated	Suitable	Hard	1.05
VALLEY OAK	29-BRE-014	£42.00/m ²	5mm	180 x 1220mm	2.2m ² 10 planks	Embossed	Easiloc	Micro- bevelled	Floated	Suitable	Hard	1.05

	CODE	PRICE (inc. vat)	THICKNESS	DIMENSIONS	PACK SIZE	FINISH	JOINT TYPE	EDGES	FITTING METHOD	UNDERFLOOR HEATING	HARDNESS	TOG RATING
BRECON												
FARM OAK	29-BRE-003	£42.00/m ²	5mm	180 x 1220mm	2.2m ² 10 planks	Embossed	Easiloc	Micro- bevelled	Floated	Suitable	Hard	1.05
VINTAGE OAK	29-BRE-015	£42.00/m ²	5mm	180 x 1220mm	2.2m ² 10 planks	Embossed	Easiloc	Micro- bevelled	Floated	Suitable	Hard	1.05
HERITAGE OAK	29-BRE-023	£42.00/m ²	5mm	180 x 1220mm	2.2m ² 10 planks	Embossed	Easiloc	Micro- bevelled	Floated	Suitable	Hard	1.05
BRACKEN OAK	29-BRE-024	£42.00/m ²	5mm	180 x 1220mm	2.2m ² 10 planks	Embossed	Easiloc	Micro- bevelled	Floated	Suitable	Hard	1.05
SHORELINE OAK	29-BRE-020	£42.00/m ²	5mm	180 x 1220mm	2.2m ² 10 planks	Embossed	Easiloc	Micro- bevelled	Floated	Suitable	Hard	1.05
WHISPER OAK HERRINGBONE	29-BRE-016	£45.00/m ²	5mm	120 x 600mm	0.72m ² 10 planks	Embossed	Easiloc	Micro- bevelled	Floated	Suitable	Hard	1.05
RIVER OAK HERRINGBONE	29-BRE-017	£45.00/m ²	5mm	120 x 600mm	0.72m ² 10 planks	Embossed	Easiloc	Micro- bevelled	Floated	Suitable	Hard	1.05
VINTAGE OAK HERRINGBONE	29-BRE-018	£45.00/m ²	5mm	120 x 600mm	0.72m ² 10 planks	Embossed	Easiloc	Micro- bevelled	Floated	Suitable	Hard	1.05
SHORELINE OAK HERRINGBONE	29-BRE-019	£45.00/m ²	5mm	120 x 600mm	0.72m ² 10 planks	Embossed	Easiloc	Micro- bevelled	Floated	Suitable	Hard	1.05
LYNTON												
SEAGRASS OAK	33-LYT-005	£56.00/m ²	7mm	165 x 1220mm	2.01m ² 10 planks	Brushed & Matt Lacquered	Easiloc	Micro- bevelled	Floated	Suitable	Hard	1.15
CHIFFON OAK	33-LYT-006	£56.00/m ²	7mm	165 x 1220mm	2.01m ² 10 planks	Brushed & Matt Lacquered	Easiloc	Micro- bevelled	Floated	Suitable	Hard	1.15
ESTUARY OAK	33-LYT-004	£56.00/m ²	7mm	165 x 1220mm	2.01m ² 10 planks	Brushed & Matt Lacquered	Easiloc	Micro- bevelled	Floated	Suitable	Hard	1.15
NATURAL OAK	33-LYT-001	£56.00/m ²	7mm	165 x 1220mm	2.01m ² 10 planks	Brushed & Matt Lacquered	Easiloc	Micro- bevelled	Floated	Suitable	Hard	1.15
EVENING OAK	33-LYT-003	£56.00/m ²	7mm	165 x 1220mm	2.01m ² 10 planks	Brushed & Matt Lacquered	Easiloc	Micro- bevelled	Floated	Suitable	Hard	1.15
WEALD OAK	33-LYT-002	£56.00/m ²	7mm	165 x 1220mm	2.01m ² 10 planks	Brushed & Matt Lacquered	Easiloc	Micro- bevelled	Floated	Suitable	Hard	1.15



ACCESSORIES

FAITHFUL TOOLS
AND FINISHING
TOUCHES

Our experts have developed a huge range of supporting accessories to ensure the fit of your floor is nothing less than perfect. From subfloor preparation to underlays, adhesives and trims, our products will ensure that your Woodpecker floor looks and feels exquisite.



CREATE A FANTASTIC FEATURE

NATURALLY INSPIRED WALLS

Bring nature home and create a stunning feature with Woodpecker on your walls.

Any of the floors in our Harlech, Berkeley or Chepstow collections can be clad onto the wall using our handy clips, without the need for glue or any tricky tools.

Choose to suit your flooring, add a contrasting colour or mix boards. Be inspired to capture something a little different in your space.



Product	Product code	Qty	RRP (inc. VAT)
Wall Clips	01-SPR-001	30	£60.00

A NEAT AND TIDY FINISH

STAIRPRO

Fitting wood flooring on stairs is even easier with our Stairpro product.

Available for Harlech, Berkeley and Chepstow floors, this nifty solution is a neater alternative to stair nosing, and gives a modern, clean finish.

Stairpro can be glued directly to concrete, timber or plywood using our MS Parquet adhesive. Each set comes with a tread and riser pre-mitred with a unique locking system for quick and simple site assembly. Cut to fit the stair width and add extra flooring pieces to make up the stair height and depth for a perfectly transformed staircase.



Length	RRP (inc. VAT)
900mm	£85.00
1800mm	£150.00

HOW TO ORDER:

Quote the name of floor and length required.

FOR A SMOOTH AND
NATURAL TRANSITION

PROFILES

Our profiles will give your natural inspired flooring a clean and attractive finish. They are designed to conceal expansion gaps or to provide a tidy transition between different floor surfaces which, left as they are, can look unsightly. We offer seven different kinds of profiles, designed to complement every type of flooring in our catalogue. They'll be an essential part of your delightful new décor.

TWIN PROFILE

Also called a 'T-bar' or 'expansion', the twin profile is used to cover the expansion gap between two floors of equal height, providing a neat finish at a doorway, or serving as a room divider.



SEMI RAMP PROFILE

Where two surfaces meet but the difference in height is slight, a semi-ramp profile is the solution. They are ideal where your wood floor transitions to carpet.



STAIR NOSING PROFILE

Protect the edges of the flooring on your staircase with a stair nosing profile. This trim will stop excessive wear and tear and looks smart. It comes in colours to complement our flooring.



QUADRANT PROFILE

Whereas the scotia profile curves inwards, the quadrant curves outwards for a more distinctive impression. Again, it hides the expansion gap between floor and skirting board. Quadrant profiles are only available for bamboo flooring.



RAMP PROFILE

Where one surface meets another at uneven heights, a ramp profile is used. Typically, they bridge the gap between vinyl and wood flooring. They are also called 'reducers' or 'adapters'.



END PROFILE

This profile is commonly used for inset mat wells, as well as where wood flooring meets a patio door. They're also called 'edge', 'square edge' or 'end stop' profiles.



SCOTIA PROFILE

It's not always possible to remove and refit skirting boards when you fit a wood floor, so this inwardly curved trim can be used to hide the expansion gap between skirting and the flooring.



COLOUR MATCHING

We have very careful selection processes in place to ensure that all our wood trims fully complement our floorboard range. However, do be aware that like the flooring, profiles are subject to natural colour variation and may not appear to match the flooring exactly.

CONVENIENCE WITH COMPLEMENTING COLOURS AND DIMENSIONS

CONTOUR PROFILES

Woodpecker's Contour Profiles are made from solid wood for the most natural of finishes. They slip into a black channel, which is glued or screwed to the subfloor. We've designed Contour profiles to work with each floor in our range, so you'll be able to find the trim you need in the height and colour that's right for your floor. Convenient and elegant, they'll neatly cover transitions, expansion gaps and edges.



LYNTON PROFILES

The Lynton profile range offers the perfect solution for Lynton floors.

Our range of Lynton Oak Profiles are available in a selection of colours to complement your choice of Lynton flooring, offering a truly natural transition.

And we offer a range of Metal Profiles, which have been designed for use with the Brecon range, offering a modern, clean finish to floor transitions.

PROFILE TRIM FINISHES

FLOOR NAME	NATURAL	STAINED	WALNUT	FLOOR NAME	NATURAL	STAINED	WALNUT	FLOOR NAME	NATURAL	STAINED	WALNUT
York White Washed Oak			✓	Harlech Chocolate Oak			✓	Goodrich Coffee Oak			✓
York Select Oak	✓			Berkeley White Oak			✓	Goodrich Barn Oak			✓
York Rustic Oak	✓			Berkeley Grey Oak			✓	Goodrich Espresso Oak			✓
York Antique Oak		✓		Berkeley Natural Oak		✓		Goodrich Charred Oak			✓
York Tawny Oak		✓		Berkeley Cottage Oak			✓	Chepstow Vanilla Oak			✓
Salcombe Chalked Oak		✓		Berkeley Century Pine			✓	Chepstow Planed Grey Oak			✓
Salcombe Seashore Oak		✓		Berkeley Smoked Oak			✓	Chepstow Sawn Grey Oak			✓
Salcombe Dune Oak		✓		Berkeley Burnt Oak			✓	Chepstow Washed Oak			✓
Salcombe Moonbeam Oak		✓		Berkeley Walnut			✓	Chepstow Rustic Oak	✓		
Salcombe Shadow Oak		✓		Berkeley Rugged Oak			✓	Chepstow Antique Oak			✓
Salcombe Natural Oak 3-Strip	✓			Berkeley Calico Oak			✓	Chepstow Distressed Charcoal Oak			✓
Salcombe Natural Oak	✓			Berkeley Cellar Oak			✓	Chepstow Cocoa Oak			✓
Harlech White Oiled Oak		✓		Goodrich Cotton Oak			✓	Lynton Natural Oak	✓		
Harlech Raw Oak		✓		Goodrich Whitened Oak			✓	Lynton Weald Oak			✓
Harlech White Smoked Oak		✓		Goodrich Haze Oak			✓	Lynton Evening Oak			✓
Harlech Select Oak	✓			Goodrich Feather Oak			✓	Lynton Estuary Oak			✓
Harlech Rustic Oak	✓			Goodrich Salted Oak			✓	Lynton Seagrass Oak			✓
Harlech Smoked Oak		✓		Goodrich Ecru Oak			✓	Lynton Chiffon Oak			✓
Harlech Cognac Oak		✓		Goodrich Natural Oak		✓					
Harlech Stormy Oak		✓		Goodrich Manor Oak		✓					

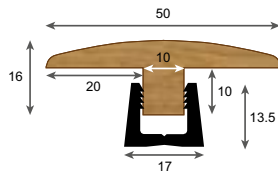
SOLID WOOD PROFILES

CONTOUR™

TWIN PROFILE

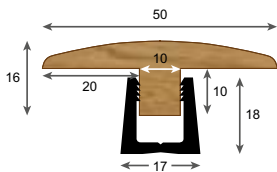


MEDIUM – FOR FLOORS 15-18MM IN DEPTH



Floor	Length (m)	RRP (inc VAT)
Natural Oak or Unfinished	0.99	£22.00
	2.70	£60.00
Stained	0.99	£30.00
	2.70	£75.00
Walnut	0.99	£35.00
	2.70	£95.00

HIGH – FOR FLOORS 18-22MM IN DEPTH

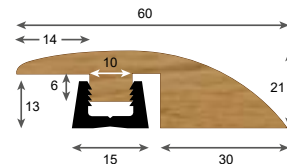


Floor	Length (m)	RRP (inc VAT)
Natural Oak or Unfinished	0.99	£24.00
	2.70	£65.00
Stained	0.99	£32.00
	2.70	£80.00

RAMP PROFILE

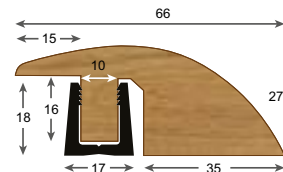


MEDIUM – FOR FLOORS 15-18MM IN DEPTH



Floor	Length (m)	RRP (inc VAT)
Natural Oak or Unfinished	0.99	£26.00
	2.70	£70.00
Stained	0.99	£34.00
	2.70	£90.00
Walnut	0.99	£45.00
	2.70	£130.00

HIGH – FOR FLOORS 18-22MM IN DEPTH



Floor	Length (m)	RRP (inc VAT)
Natural Oak or Unfinished	0.99	£28.00
	2.70	£75.00
Stained	0.99	£36.00
	2.70	£105.00

HOW TO ORDER

WHEN PLACING YOUR
PHONE, EMAIL OR FAX
ORDER, PLEASE QUOTE:

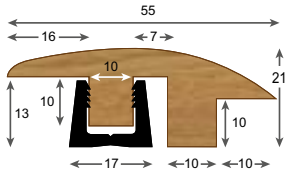
- 1) Full Name of Floor 2) Profile Type
3) Type: Twin, Ramp, Semi-ramp, End, Stair Nosing, T&G Stair Nosing, Scotia
4) Length: E.g. Goodrich Coffee Oak, Twin, 0.90m

Not sure if your floor is natural oak or stained? See page 125.

SEMI-RAMP PROFILE

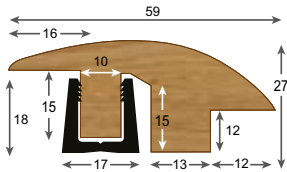


MEDIUM – FOR FLOORS 15-18MM IN DEPTH



Floor	Length (m)	RRP (inc VAT)
Natural Oak or Unfinished	0.99	£26.00
	2.70	£70.00
Stained	0.99	£34.00
	2.70	£90.00
Walnut	0.99	£45.00
	2.70	£130.00

HIGH – FOR FLOORS 18-22MM IN DEPTH

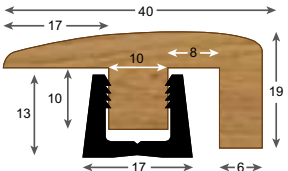


Floor	Length (m)	RRP (inc VAT)
Natural Oak or Unfinished	0.99	£28.00
	2.70	£75.00
Stained	0.99	£36.00
	2.70	£105.00

END PROFILE

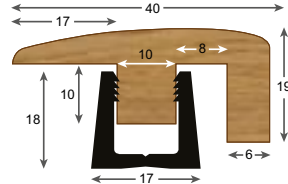


MEDIUM – FOR FLOORS 15-18MM IN DEPTH

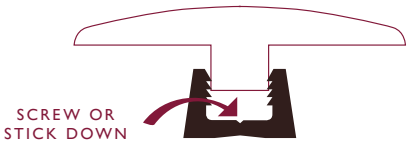


Floor	Length (m)	RRP (inc VAT)
Natural Oak or Unfinished	0.99	£22.00
	2.70	£60.00
Stained	0.99	£30.00
	2.70	£75.00
Walnut	0.99	£35.00
	2.70	£95.00

HIGH – FOR FLOORS 18-22MM IN DEPTH



Floor	Length (m)	RRP (inc VAT)
Natural Oak or Unfinished	0.99	£24.00
	2.70	£65.00
Stained	0.99	£32.00
	2.70	£80.00

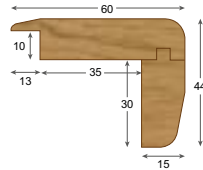


SCREW OR
STICK DOWN

SOLID WOOD PROFILES

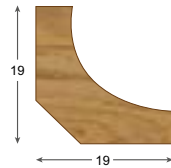
CONTOUR™

OVERLAP STAIR NOSING



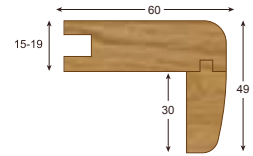
Floor	Length (m)	RRP (inc VAT)
Natural Oak or Unfinished	1.00	£42.00
	2.70	£110.00
Stained	1.00	£50.00
	2.70	£130.00
Walnut	1.00	£65.00
	2.70	£175.00

SCOTIA PROFILE



Floor	Length (m)	RRP (inc VAT)
Natural Oak or Unfinished	2.70	£24.00
Stained	2.70	£26.00
Walnut	2.70	£40.00

TONGUE & GROOVE STAIR NOSING



FOR FLOORS 15MM IN DEPTH

Floor	Length (m)	RRP (inc VAT)
Natural Oak or Unfinished	1.00	£42.00
	2.70	£110.00
Stained	1.00	£50.00
	2.70	£130.00
Walnut	1.00	£65.00
	2.70	£175.00

FOR FLOORS 18MM IN DEPTH

Floor	Length (m)	RRP (inc VAT)
Natural Oak or Unfinished	1.00	£42.00
	2.70	£110.00
Stained	1.00	£50.00
	2.70	£130.00
Walnut	1.00	£65.00
	2.70	£175.00

FOR FLOORS 21MM IN DEPTH

Floor	Length (m)	RRP (inc VAT)
Natural Oak or Unfinished	1.00	£42.00
	2.70	£110.00
Stained	1.00	£50.00
	2.70	£130.00
Walnut	1.00	£65.00
	2.70	£175.00

HOW TO ORDER

WHEN PLACING YOUR
PHONE, EMAIL OR FAX
ORDER, PLEASE QUOTE:

1) Full Name of Floor 2) Profile Type

3) Type: Twin, Ramp, Semi-ramp, End, Stair Nosing, T&G Stair Nosing, Scotia

4) Length: E.g. Goodrich Coffee Oak, Contour, Twin, 0.90m

Not sure if your floor is natural oak or stained? See page 125.

BAMBOO PROFILES


OXWICH

STRAND END PROFILE



Colour	Length (m)	Product Code	RRP (inc VAT)
Coffee	1.80	20-EGC-001	£25.00
Natural	1.80	20-EGN-001	£25.00

STRAND QUADRANT PROFILE



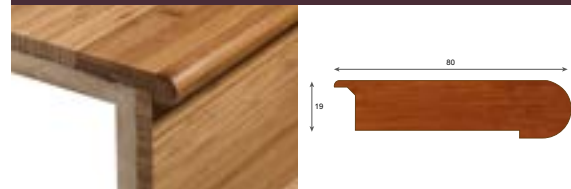
Colour	Length (m)	Product Code	RRP (inc VAT)
Coffee	1.80	20-QUC-001	£13.50
Natural	1.80	20-QUN-001	£13.50

STRAND TWIN PROFILE



Colour	Length (m)	Product Code	RRP (inc VAT)
Coffee	1.80	20-EXC-001	£25.00
Natural	1.80	20-EXN-001	£25.00

STRAND STAIR PROFILE



Colour	Length (m)	Product Code	RRP (inc VAT)
Coffee	1.80	20-STC-001	£35.00
Natural	1.80	20-STN-001	£35.00

STRAND RAMP PROFILE



Colour	Length (m)	Product Code	RRP (inc VAT)
Coffee	1.80	20-RAC-001	£25.00
Natural	1.80	20-RAN-001	£25.00

EXPERT KNOWLEDGE

Help is always on hand with our Woodpecker Expert


FOR A NATURAL FINISH

When you buy your profiles, you'll choose colours with the closest match to your floor. Go one step further when fitting and select the boards nearest in colour to your trim to go around the perimeters and in doorways to ensure the most natural-looking finish.

PROFILES FOR WOOD FLOORS


METAL

TWIN PROFILE




Colour	Length (m)	Product Code	RRP (inc VAT)
Silver	0.99	11-BTS-990	£15.00
	3.00	11-BTS-300	£40.00

END PROFILE



Colour	Length (m)	Product Code	RRP (inc VAT)
Silver	0.99	11-BES-990	£15.00
	3.00	11-BES-300	£40.00

RAMP PROFILE



Colour	Length (m)	Product Code	RRP (inc VAT)
Silver	0.99	11-BRS-990	£15.00
	3.00	11-BRS-300	£40.00

STRATEX PROFILES

LYNTON

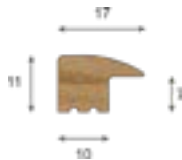
TWIN PROFILE



MEDIUM – FOR FLOORS 7MM IN DEPTH

Floor	Length (m)	RRP (inc VAT)
Natural Oak or Unfinished	0.90	£20.00
	2.70	£50.00
Stained	0.90	£27.00
	2.70	£65.00

END PROFILE



MEDIUM – FOR FLOORS 7MM IN DEPTH

Floor	Length (m)	RRP (inc VAT)
Natural Oak or Unfinished	0.90	£20.00
	2.70	£50.00
Stained	0.90	£27.00
	2.70	£65.00

RAMP PROFILE



MEDIUM – FOR FLOORS 7MM IN DEPTH

Floor	Length (m)	RRP (inc VAT)
Natural Oak or Unfinished	0.90	£20.00
	2.70	£50.00
Stained	0.90	£27.00
	2.70	£65.00

HOW TO ORDER

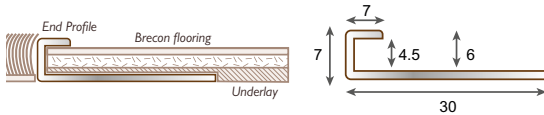
WHEN PLACING YOUR PHONE, EMAIL OR FAX ORDER, PLEASE QUOTE:

- 1) Full Name of Floor
 - 2) Type: Twin, Ramp, End, Stair Nosing, Scotia
- E.g. Lynton Natural Oak Twin

STRATEX PROFILES

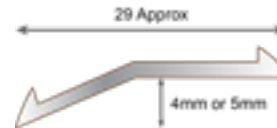
BRECON

BRECON END PROFILE



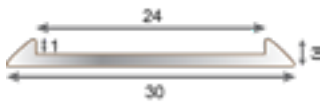
Colour	Length (m)	Product Code	RRP (inc VAT)
Silver	2.7	40-BRE-001	£36.00

BRECON RAMP PROFILE



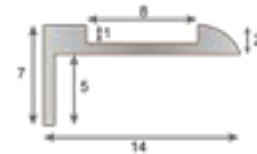
Colour	Length (m)	Product Code	RRP (inc VAT)
Silver	1.8	40-RMP-180	£20.00

BRECON TWIN PROFILE



Colour	Length (m)	Product Code	RRP (inc VAT)
Silver	1.8	40-TWN-180	£20.00

BRECON PERIMETER PROFILE



Colour	Length (m)	Product Code	RRP (inc VAT)
Silver	1.8	40-PER-180	£20.00



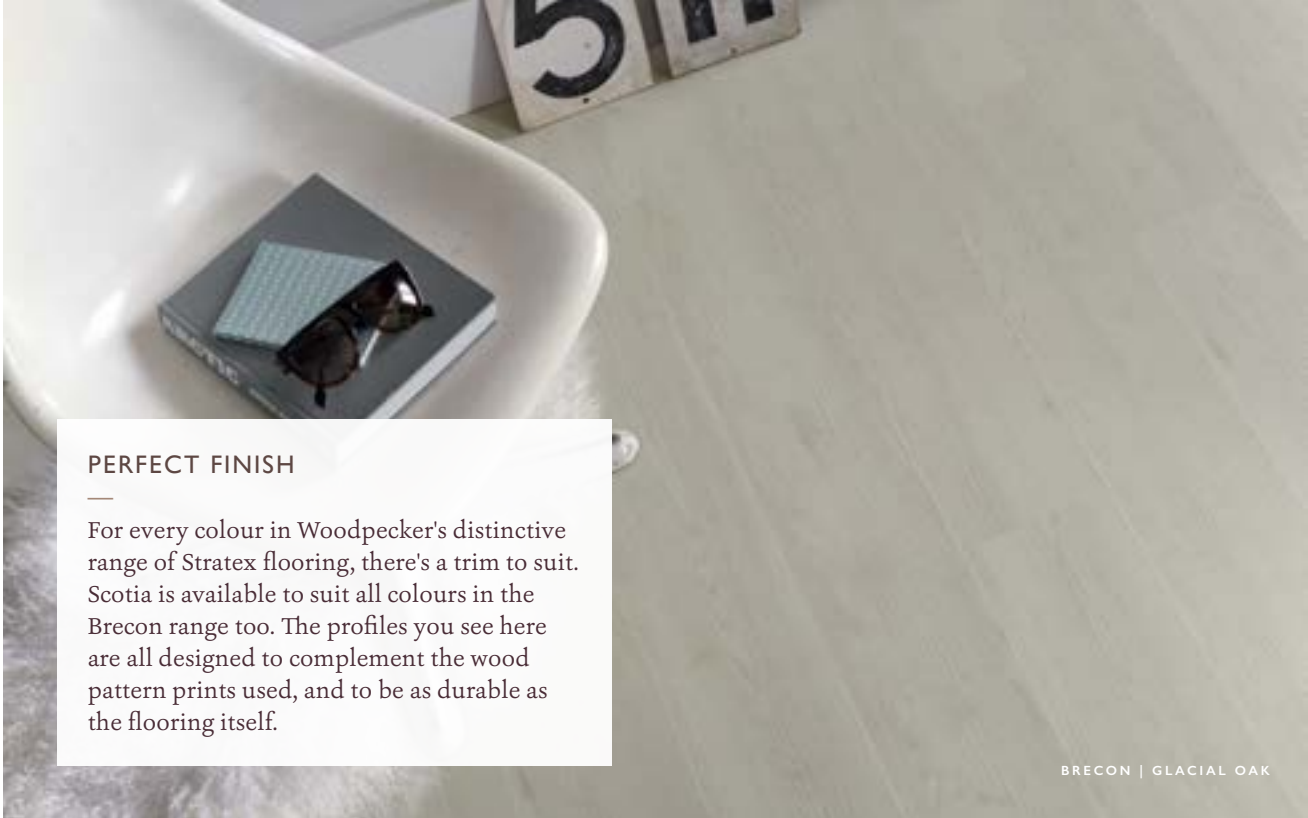
EXPERT KNOWLEDGE

Help is always on hand with our Woodpecker Expert

FITTING BRECON TRIMS

Cut and bond strips of the Brecon top layer to your metal profiles to obtain a perfect match.



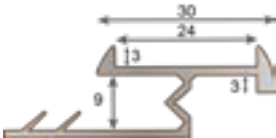


PERFECT FINISH

For every colour in Woodpecker's distinctive range of Stratex flooring, there's a trim to suit. Scotia is available to suit all colours in the Brecon range too. The profiles you see here are all designed to complement the wood pattern prints used, and to be as durable as the flooring itself.

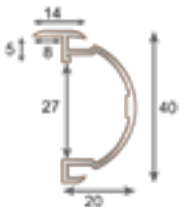
BRECON | GLACIAL OAK

BRECON CARPET PROFILE



Colour	Length (m)	Product Code	RRP (inc VAT)
Silver	1.8	40-SRP-180	£50.00

BRECON STAIR NOSING PROFILE



Colour	Length (m)	Product Code	RRP (inc VAT)
Silver	1.8	40-STA-180	£50.00

BRECON SCOTIA PROFILE



Length (m)	RRP (inc VAT)
2.40	£6.00

SKIRTING BOARDS AND PIPE COVERS TO SUIT YOUR FLOORING

FINISHING TOUCHES

SKIRTING BOARDS

Create a smooth transition from floor to wall, and hide expansion gaps, with attractive Woodpecker skirting boards.




SOLID OAK

Made from rustic grade timber, and available either lacquered or unfinished, our solid oak skirting looks fantastic. Both Torus (beading along the top) and Ogee (with a groove and a bead) profiles are available.

Finished size: 20 x 145 x 2350mm.

Code	RRP (inc. VAT)
69-SKU-145 - Unfinished	£56.10
69-SKO-145 - Lacquered	£69.40



OAK VENEER

With a modern pencil round profile, Woodpecker real oak veneered skirting will give the room a classy finish and has a rear rebate to hide wiring. Skirting clips are available for a glueless installation.

Finished size: 16 x 95 x 2500mm.

Code	RRP (inc. VAT)
11-VOS-095 - Skirting	£45.00
11-SKC-050 - Skirting Clips (Pack of 50)	£25.00



COLOURSEALANT MASTIC

310ml gunnable cartridge for Stratex floors.

Code	Colour	RRP (inc. VAT)
06-WCS-001	Colour Sealant Oak	£6.50
06-WCS-002	Colour Sealant Pine	£6.50
06-WCS-003	Colour Sealant Walnut	£6.50

PIPE COVERS

Conceal that unsightly hole around the radiator pipe with an easy-to-fit cover, colour-matched to your natural wood flooring.



SOLID

Our hardwood pipe covers come in two halves with a unique jigsaw design so that they clip together creating a seamless join with an inside diameter of 15mm. These are available to complement all floors in our catalogue.

Colour Code	Per Pack	RRP (inc. VAT)
Oak, Unfinished or Walnut	2	£10.00
Stained	2	£14.00



PLASTIC

Because plastic is so malleable, these matt pipe covers slide easily around the radiator pipe then snap closed to cover the gap between floor and pipe. Six colours are available, they have an inside diameter of 15mm, and they are sold in packs of four.

Code	Colour	Per Pack	RRP (inc. VAT)
06-PPO-150	Oak	4	£5.00
06-PPW-150	White	4	£5.00



UNDERLAY & BARRIERS

BASIC 20



Where you have a level and moisture-free subfloor, Basic 20 underlay is the optimum choice. It's inexpensive, offers good comfort and support, and has reasonable soundproofing and thermal qualities too. It's particularly useful for upper floors where moisture isn't an issue. Tog rating: 0.72.

FLOORMATE



Floormate provides an excellent moisture protection, and is ideal for areas of heavy foot traffic. Made from rubber, it incorporates a foil vapour barrier and is ideal for any floating floor installation because it combines comfort, support and good sound and thermal insulation.

SOLITEC



This specialist underlay has a strong adhesive top layer for the floor to bond to, making it ideal for floating solid wood or engineered boards. You don't need tape, glue or nails. It must be used in conjunction with a damp proof membrane to protect against moisture migration. We only recommend installing over underfloor heating with engineered wood flooring.

AQUASTOP DAMP PROOF MEMBRANE



Designed especially for ground level subfloors where moisture could be present, Aquastop has the same qualities as Basic 20 underlay, plus a laminated damp proof membrane (DPM), which is 80mm wider than the underlay padding to ensure ultimate moisture protection when installed. Popular, inexpensive and with a tog rating of 0.67.

UNDERMATE



If you've got underfloor heating, this low-tog underlay is the perfect solution. It has similar qualities to Floormate but a tog rating of just 0.55. When installed over underfloor heating, a damp proof membrane needs to be used as well.

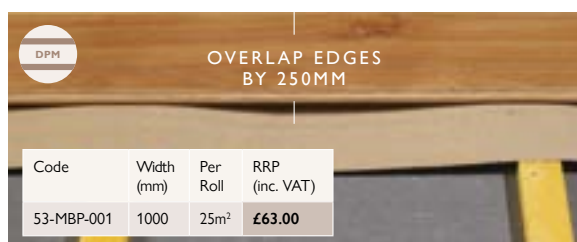
ACOUSTAMAT



If you are concerned about noise pollution, install an Acoustamat slatted underlay in conjunction with WVP50 Sausages to form a liquid batten system. The perforations are ideal for applying the adhesive and once installed it provides a reliable acoustic barrier. It's also great for uneven subfloors.

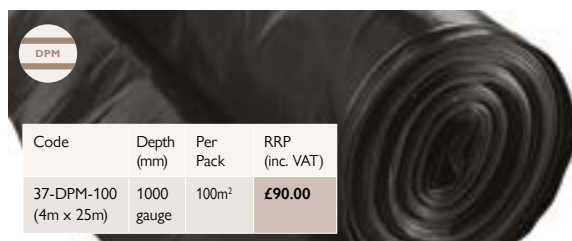
Use with
WVP50 Adhesive
Sausages.
See page 138

MOISTOP BARRIER PAPER



This moisture resistant barrier paper is perfect if you're using secret nails to secure a wooden floor over a timber-based subfloor. Its bitumen backing self-seals around the nail holes to maintain a watertight barrier and prevent your flooring absorbing moisture from below.

DAMP PROOF MEMBRANE (DPM)



Designed to be used in conjunction with a cushioning underlay, and to prevent moisture damaging your floor, this membrane is durable and strong with high puncture resistance. It's made from 1000-gauge high quality polythene.

XL UNDERLAY



If your subfloor suffers from some minor dips (up to 3mm) XL Underlay can help solve the problem. It's made from lightweight extruded polystyrene and comes in packs of 10 tiles that are 500mm wide by 1200mm long. It offers exceptional sound and thermal insulation, and when taped together forms an effective moisture barrier. Tog rating: 1.7.

VAPOUR TAPE



Use this self-adhesive foil tape when laying a Woodpecker moisture barrier, or products like our XL Underlay tiles. It not only blocks out moisture but is an easy way to strengthen joints.

PROTECTALAY



Save clean-up time, control dust, dirt and debris during renovations with our temporary floor protection. The material provides a strong, moisture-resistant yet breathable shield which can be used to safeguard wood flooring during and after installation.

FOR THE BEST SUBFLOOR PREPARATION

ADHESIVES & SEALANTS



Code	Size (kg)	Covers (approx)	RRP (inc. VAT)
31-SMS-100	15	15m ²	£170.00

MS PARQUET ADHESIVE

Made specifically for use with Woodpecker floors, MS Parquet is recognised for its quality. In just 30 minutes, it will secure wood boards. Even once it's fully cured (after 24 hours), it is still flexible enough to accommodate the natural expansion and contraction of the wood between the seasons and with underfloor heating.



Code	Product	Size (ml)	Covers (approx)	RRP (inc. VAT)
23-LBS-001	Sausage	600	2m ²	£12.00
23-MAG-001	Bulk gun	N/A	N/A	£50.00

WP50 SAUSAGES

Applied using a bulk gun, this purpose-made adhesive is designed for use with Woodpecker's Acoustamat underlay to form a liquid batten system. The adhesive remains permanently flexible once cured, allowing for the expansion and contraction of wooden floorboards between seasons and with underfloor heating.



Code	Size (kg)	Covers (approx)	RRP (inc. VAT)
31-WPA-505	0.5	5m ²	£7.00

FLOORING GRADE PVA

Woodpecker's flooring grade PVA is the ideal adhesive for bonding tongue and groove hardwood floorboards. It's highly concentrated, easy to apply, solvent-free and dries within four hours.



Code	Size (Litre)	Covers (approx)	RRP (inc. VAT)
23-LDP-001	5	25m ²	£175.00

WP60 LIQUID DPM

Apply this liquid membrane to your subfloor to prevent residual moisture from the concrete penetrating your natural wood floor. Using a roller, you can lay a seamless barrier and it's fully cured within 30 minutes. You only need one coat when used in conjunction with our MS Parquet adhesive.



Code	Size	Product	RRP (inc. VAT)
12-LXC-001	20kg	Level-X	£36.00
12-LXP-001	1L	Primer	£17.00

LEVEL-X & PRIMER

If your subfloor is uneven, solve the problem the natural way using gravity. First, prime the area, then pour on Level-X, our fibre-reinforced, self-levelling compound which can be trowelled into a smooth layer above the irregular surface. You can apply from 2 to 15mm in a single pour. With care, it can be feathered off to virtually nothing at the edges.



Code	Size (Litre)	Covers	RRP (inc. VAT)
31-WSP-001	5	N/A	£40.00

11P SURFACE PRIMER

Does your Woodpecker flooring need to float on a dusty or porous subfloor? To improve surface adhesion, apply 11P Surface Primer before using our MS Parquet adhesive, WP50 Sausages, or WP60 DPM.

BETTER TOGETHER

All of our subfloor and adhesive products have been carefully designed not only to work wonderfully with wood flooring, but to work together too. When used as a system to prepare and install, each product supports the next, creating a strong and reliable base for Woodpecker flooring. Here are some common subfloor scenarios where our adhesives and sealants can be used together:



OLD SOLID SCREEDED FLOOR THAT REQUIRES LEVELLING:



OLD AND DUSTY SOLID SCREEDED FLOOR THAT DOESN'T REQUIRE LEVELLING:



OLD AND UNEVEN TIMBER FLOORBOARDS:



STICKING DOWN TO AN ANHYDRITE SCREED WITH UNDERFLOOR HEATING:



ACOUSTIC DEADENING INSTALLATION:



LEVEL-X SELF-LEVELLING COMPOUND & PRIMER

1) Prepare the subfloor

The surface should be firm, cohesive and free of loose particles, dust, dirt and grease. The better the floor conditions, the stronger Level-X will be when it's dried.

2) Priming

The subfloor needs to be clean and dry before you prime it. Follow the instructions on the package and apply the right amount of primer for the condition of the floor you're treating. The room must be at least 6°C, but the optimum temperature is 10-18°C.

3) Mixing

Level-X comes as a powder and needs to be mixed with water using an electric mixer or pump until it has a smooth and even texture. If the temperature is optimum it will be useable for about 30 minutes after mixing.

4) Application

If you're applying it to concrete, plaster, ceramic tiles or painted surfaces, you can pour on as required to a thickness between 2 and 15mm. For wooden floors the thickness should be between 5 and 15mm. If you are covering underfloor heating cables, the minimum thickness is 10mm.

5) Building up a fall

A mix with reduced water content must be applied to form the high area, otherwise the compound will tend to flow down toward the lower points.

6) Finishing

The length of time Level-X takes to dry depends on how much moisture is in the subfloor, but it's recommended you wait 12 to 18 hours before applying the next layer.

KEEP YOUR FLOOR IN TIP-TOP CONDITION

CLEANING & CARE

MAINTENANCE



ONE COAT SOAP

If your Woodpecker floor has an oiled finish, clean it with One Coat Soap. Mix 50ml with 10L of water for everyday use. Do not use for three weeks after using One Coat Oil.

Code	Size (Litre)	Covers m ² /L	RRP (inc. VAT)
81-OCS-002	2	N/A	£60.00



ONE COAT CLEANER

Prepare the surface of your sanded or oiled floor for re-oiling. After 15 minutes to an hour of drying time, you can then apply Woodpecker One Coat Oil.

Code	Size (Litre)	Covers m ² /L	RRP (inc. VAT)
81-OCC-001	1	N/A	£35.00



ONE COAT OIL

The rich natural colours and textures of your wooden floor will be restored to their original lustre with our One Coat Oil. It'll enliven the grain, and protect your floor with just one coat.

Code	Size (Litre)	Description	Covers m ² /L	RRP (inc. VAT)
81-OCO-001	1	Pure	40-50	£100.00

REPAIRS



SCRATCH REPAIR STICKS

Our scratch Repair Sticks are great for filling and hiding deep scratches. The colours can be blended to match many of the floors in our catalogue.

Code	Colour	RRP (inc. VAT)
02-SPS-001	Various	£8.00



SCRATCH COVER

Cover scuffs, chips, scratches and other minor marks in the surface of wood flooring. The easy-to-use liquid allows you to build up colour to the right shade and restore your floor in an instant.

Code	Size (ml)	Colour	RRP (inc. VAT)
02-SCD-001	100	Dark	£8.00
02-SCM-001	100	Medium	£8.00
02-SCL-001	100	Light	£8.00



TOUCH UP OIL

Conceal dents and scratches on your oiled floor quickly and easily by applying Touch Up Oil using a lint-free cloth onto the affected area and leave to dry. Buff lightly to remove any residue.

Code	Size (ml)	Finish	RRP (inc. VAT)
02-TUO-080	100	Pure (enriches)	£15.50
02-TUO-081	100	Natural (lightens)	£15.50

PROTECTION



COIR MATTING

Coir matting is a great way of protecting your natural wood floor. When the floor is installed, lay coir mats at each entrance to trap dirt and grit that gets tracked into the house. Woodpecker coir matting is 16mm thick for enduring wear.

Code	Width (mm)	Per Roll	RRP (inc. VAT)
42-COI-010	1000	N/A	£40.00



CASTOR CUPS

Protect your floor from the dents, pressure marks and scratches that could be caused by heavy furniture. Our castor cups are available in two sizes in a light oak shade.

Code	Description	Size	Per Pack	RRP (inc. VAT)
05-FCC-363.	Castor Cups - Light Wood Grain	44mm	4	£8.50
05-FCC-364.	Castor Cups - Light Wood Grain	60mm	4	£8.50



FELT PADS

Place underneath all types of furniture including dining chairs and table legs to protect from scratches. Our heavy duty felt pads are available in a variety of sizes to suit.

Code	Description	Size	Per Pack	RRP (inc. VAT)
05-FFP-951.	Heavy Duty Felt Pads (Round)	19mm	20	£5.00
05-FFP-952.	Heavy Duty Felt Pads (Round)	25mm	16	£5.00
05-FFP-953.	Heavy Duty Felt Pads (Round)	38mm	8	£5.00
05-FFP-947.	Heavy Duty Felt Pads (Various Sizes)	Multi-pack	-	£8.50
05-FFP-950.	Heavy Duty Felt Pads (Rectangular)	113x153mm	2	£8.50



EXPERT KNOWLEDGE

Help is always on hand with our Woodpecker Expert

Over time, felt pads collect grit so to prevent any unnecessary scratches on your floor, remember to renew your felt pads every so often.



WATCH OUR VIDEO ON HOW TO
CARE FOR YOUR WOODPECKER
FLOOR AT OUR WEBSITE:

woodpeckerflooring.co.uk/carevideo

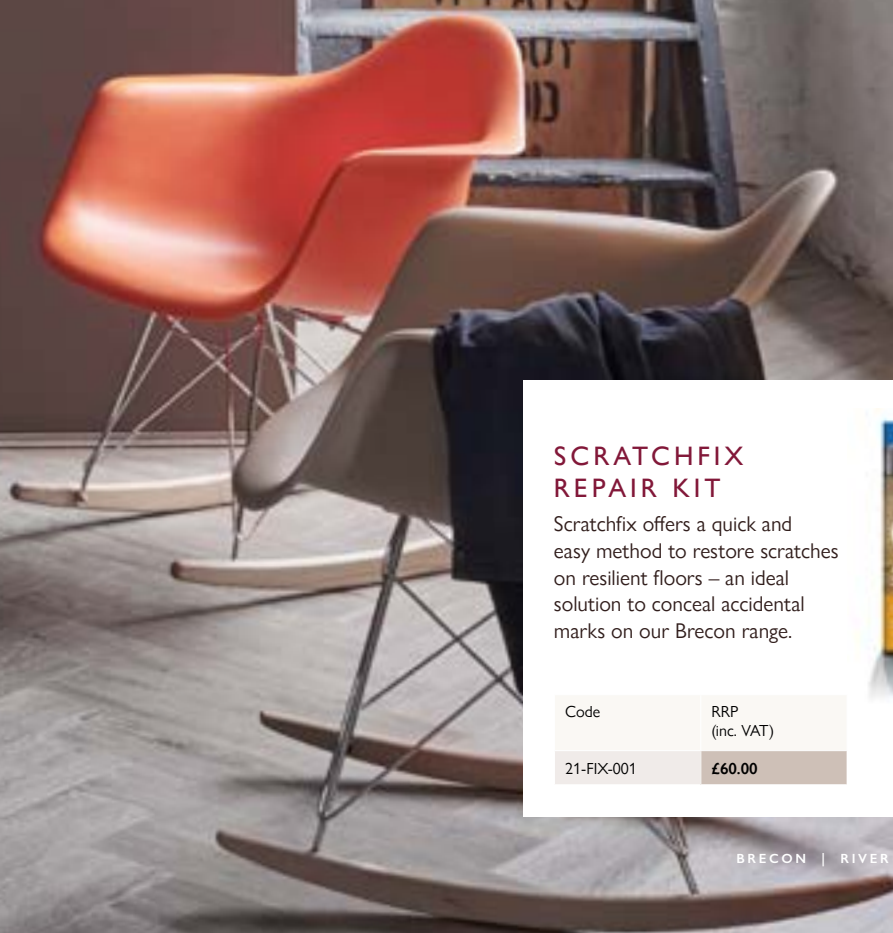


CLEANING KIT

Love your natural wood floor and keep it in tip top condition with a Woodpecker Cleaning Kit. The box includes our specially formulated Cleaning Liquid and a gentle spray mop with a refillable cartridge and washable cover. We've also popped in our Floor Cleaning & Care guide which is full of tips to help you ensure your floor looks its best and lasts even longer.

Code	Description	Pack Size (Litre)	RRP (inc. VAT)
77-CKO-001	Cleaning Kit for Oiled Wood Floors	1	£40.00
77-CKL-001	Cleaning Kit for Lacquered Wood Floors, Laminate & Stratex Floors	1	£40.00
77-COC-001	Cleaning Liquid for Oiled Wood Floors	1	£10.00
77-CLC-001	Cleaning Liquid for Lacquered Wood Floors, Laminate & Stratex Floors	1	£10.00
77-CKM-001	Replacement Mop Head	1	£10.00

Ask your nearest retailer for details or buy online at
woodpeckerflooring.co.uk



SCRATCHFIX REPAIR KIT

Scratchfix offers a quick and easy method to restore scratches on resilient floors – an ideal solution to conceal accidental marks on our Brecon range.



Code	RRP (inc. VAT)
21-FIX-001	£60.00

BRECON | RIVER OAK HERRINGBONE





EXPERT KNOWLEDGE

TECHNICAL

A Woodpecker floor is most beautiful when installed with consideration and care. If you're looking after the fit, make sure the result is as you'd hope for by taking the time to read our installation advice over the next few pages.

If you need any further help, our Expert Team are happy to chat through any queries you have. You can reach us on 02920 888 223 or info@woodpeckerflooring.co.uk.

INSTALLATION

PREPARATION

BEFORE DELIVERY

The conditions must be ideal before any flooring is laid. Wet trades like concreting, plastering and decorating need to be complete and the building must be thoroughly dried out. Windows and doors should be fitted and watertight.



EXPERT TIP

A rule of thumb for the drying time of a sand and cement-based screed is one day per millimetre for the first 50mm, and 2.5 days for each millimetre thereafter. So, a 50mm screed should take about two months to dry out, and a 100mm screed will take six months. Plaster takes up to six weeks to dry completely.

PREPARING THE SUBFLOOR

The surface immediately beneath a Woodpecker natural floor must be in good structural condition, free from damp rot, fungal or insect infestation, and contaminating residues. It must be flat with bumps and dips not exceeding 3mm over a 2m area. Naturally, the surface should be vacuumed and totally free of debris before fitting begins. Hot pipes should be well insulated to prevent localised hotspots, which can cause wood flooring to warp or shrink.

NB: The subfloor should be prepared for installation in accordance with the industry standards outlined in BS-8201-2011.

HEATING AND AIR CONDITIONING

The room temperature and humidity levels need to be stable before Woodpecker flooring is delivered to site. Heating and/or air conditioning systems should be on and working for at least two weeks before the floor is laid. If underfloor heating is present, multi-layered planks such as engineered board, bamboo or Stratex should be chosen over solid wood as these provide better stability. Install solid wood flooring over an underfloor heating system at your own risk!



EXPERT TIP

ATMOSPHERIC CONDITIONS

The room temperature shouldn't be lower than 18°C (64°F), or the floor temperature lower than 15°C (59°F). The Atmospheric Relative Humidity should be between 40 and 60%. Note that wood floors are not suitable for wet rooms, or in areas where there is a regular flow of water.

ACCLIMATISATION

Nature is in no hurry when it produces trees, and likewise, an impressive wood floor installation is never rushed. The sealed, unopened boxes should be laid flat, in the centre of the room for a period of time beforehand. Our Stratex floors will acclimatise over 24 hours, engineered and bamboo flooring takes three or four days, and solid wood requires five to seven days. DO NOT store the flooring outdoors, in an outbuilding, or anywhere with damp or condensation problems. The conditions where the flooring is acclimatised should be as close as possible to the typical living conditions.

INSPECTION

At Woodpecker the highest quality control procedures are in place, however our products are made from natural materials so it's essential that every plank is carefully checked before installation. If there are any problems, get in touch with us so that we can rectify them. We can't consider any defects after the floor has been installed.

LAYING THE FLOOR

The natural texture of Woodpecker flooring will really come to the fore if the planks are laid in the same direction as the light entering the room. However, if the flooring is being laid over an existing wooden boarded floor, it should be positioned at right angles to the previous flooring planks.

To create a beautiful balance of colour across the floor, lay planks sympathetically, mixing lighter and darker shades. Woodpecker floors feature natural colour variations that are true to the character of timber meaning some boards vary in shade to others.

We recommend that our flooring is installed by an experienced fitter. Because wood is an organic product, it's susceptible to slight changes over time and someone with a professional eye is best placed to assess the situation before installation begins.

Disclaimer: Installation guidance is advisory and is based on established good practice and the BS-8201-2011 standard. It is the fitter's responsibility to follow these procedures before, during and after installation. Woodpecker cannot accept responsibility for any issues relating to installation.



EXPERT TIP

MOISTURE TESTING

Moisture is the enemy of natural wood, and can damage your beautiful flooring. Even when your subfloor looks dry, it may contain excess moisture in the substrate.

Using a professional moisture meter such as the Protimeter MMS will tell you whether or not it's safe to go ahead with installation. Readings shouldn't exceed:

- 70% Relative Humidity (RH) for cement-based concrete
- 11% Wood Moisture Equivalent (WME) for wooden subfloors or joists.

INSTALLATION

USING ADHESIVE



Tongue and groove floor planks can be fixed directly to a concrete subfloor using Woodpecker Parquet MS Adhesive.

Designed specifically for our natural wood flooring, it holds the planks after a short open-time while remaining flexible enough to allow for the expansion and contraction of the timber between seasons.

Depending on the condition of the subfloor, a 3 or 4.8mm notched trowel should be used to spread the adhesive evenly across the entire surface. It's essential that there's a full bond between each floorboard and the surface beneath.



EXPERT TIP

DON'T OVERGLUE

Never glue the tongue and grooves together if you choose to fully stick down a wood floor. Too much pressure will be placed on the boards and they could crack.

PREPARATION CHECKLIST

**IS EVERYTHING DRY?**

The plaster in the room and cement subfloor should be completely dry before the wood floor is fitted. The drying time for a cement-based screed is one day per millimetre for the first 50mm and 2.5 days per millimetre thereafter.

**IS THE SUBFLOOR LEVEL?**

If the subfloor needs to be levelled, apply our Level-X™ Primer followed by Level-X™ Self-Levelling Compound, which is fibre reinforced. Never use latex self-levelling compounds. They lack the tensile strength to resist the movement of the timber.

**IS THE SUBFLOOR WITHIN MOISTURE TOLERANCE?**

A cement-based screed must have a Relative Humidity (RH) reading of 70% or less. If not, always use Woodpecker WP60 Liquid Damp Proof Membrane which seals the moisture below the surface preventing the wood from absorbing it and expanding or distorting. Make sure the floor is completely free of dust and contaminants before applying the damp proof. Wooden subfloor readings need to be between 7 and 11% Wood Moisture Equivalent (WME).

**HAS THE WOOD ACCLIMATISED?**

Wood flooring must be left to acclimatise before fitting. To do this, place the packs in the centre of the room where the flooring will be laid. Test its wood moisture level and make sure it is similar to that of the wooden subfloor before fitting to prevent undue expansion or contraction. If the moisture readings aren't close, use a different method to fit the flooring.

**WHAT IS THE ATMOSPHERIC HUMIDITY IN THE ROOM?**

It should be between 40 and 60%.

**IS THERE UNDERFLOOR HEATING?**

If so, it must be thoroughly tested, and turned off 48 hours before fitting.

INSTALLATION

FLOATING



Floating a floor just means that the boards are loose laid over the subfloor rather than glued, nailed or screwed down.

A floating floor can be installed on concrete, anhydrite, existing wood floor, chipboard, ceramic tiles, PVC and linoleum – but not carpet. Underlay should be laid edge-to-edge perpendicular to the direction of the floorboards. Stick it together with tape. If the underlay also provides a damp proof membrane, always use Woodpecker Vapour Tape to stop moisture from rising between the seams. Don't overlap the underlay unless it's designed for it.

With the underlay down, start laying the first plank of flooring in the corner of the room with the tongue (for tongue and groove) or the top lip (for loc/clic) facing the wall. Don't forget the expansion gaps (see page 148). Make sure all the boards are tightly joined or glued together by carefully using a tapping block or pulling iron. The off-cut from the final board in each row can be used to begin the next row providing it measures 200mm or more. For the best appearance, stagger the ends of the boards (header joints) by at least 300mm.

PREPARATION CHECKLIST

IS EVERYTHING DRY?

The plaster in the room and cement subfloor should be completely dry before fitting the flooring. The drying time for a cement-based screed is one day per millimetre for the first 50mm and 2.5 days per millimetre thereafter.

IS THE SUBFLOOR LEVEL?

If the subfloor needs to be levelled, apply our Level-X™ Primer followed by Level-X™ Self-Levelling Compound, which is fibre reinforced. Never use latex self-levelling compounds. They lack the tensile strength to resist the movement of the timber. Minor undulations can be disguised using the Woodpecker XL Underlay.

IS THE SUBFLOOR WITHIN MOISTURE TOLERANCE?

A cement-based screed must have a Relative Humidity (RH) reading of 70% or less. Wooden subfloor readings need to be between 7 and 11% Wood Moisture Equivalent (WME). If there's any doubt about moisture levels in the subfloor, use an underlay with an integral damp proof membrane and lay this with the barrier side down to form a protective layer.

HAS THE WOOD ACCLIMATISED?

Never unload the flooring and start fitting. It should acclimatise in the centre of the room where it's going to be laid. Stratex will acclimatise over 24 hours, engineered and bamboo flooring takes three or four days, and solid wood requires five to seven days.

WHAT IS THE ATMOSPHERIC HUMIDITY IN THE ROOM?

It should be between 40 and 60%.

IS THERE UNDERFLOOR HEATING?

If so, it must be thoroughly tested, and turned off 48 hours before fitting.

LOC SYSTEM

Although it's not always possible, it's easiest to fit the floor if you 'loc' down the boards in complete rows rather than individually. When connecting the header joints, insert the board into the lip at an angle of 30° and at the same time move the board closer and lower into position. It should 'loc' into place. If it won't go, don't force it. Check the board for dirt, excess lacquer or any other obstruction, remove that, and try again.

CLIC SYSTEM

When installing, align the long edge of the board first and simply 'clic' into place. Using a tapping block, gently knock the header joint up towards the previous board until they snap together. These instructions are only advisory and you may find installation easier if you connect all the header joints first along their long edges, positioned as a group, with the rest of the flooring later added in strips.

TONGUE AND GROOVE

When laying a floating floor, you should glue tongue and groove boards together for stability, and to stop squeaking. Run a continuous generous bead of adhesive along the groove of the long side and header joint of a plank. Avoid applying to the back of the groove as this doesn't provide a stable bond. Slide it towards the long edge of the facing tongue with the header joint connected, then tighten with a tapping block or pulling iron as necessary.

INSTALLATION

NAILING



A tongue and groove wood floor can be secret nailed to an existing timber subfloor or, as long as the flooring has a suitable thickness, fixed directly to joists for a structural floor.

A structural floor needs to be 18mm or thicker according to building regulations, however we usually recommend that sheets of plywood or chipboard are laid over the joists first. This helps to prevent any surface irregularities and should make for a sturdier finished floor.

Whatever subfloor is in place, it needs to be of a suitable width and thickness in order to hold 50mm cleats fired into it at a 45° angle. Joists should be kiln dried to avoid cupping or expansion and must be spaced in accordance with building regulations. The space between joists is predetermined but we recommend a maximum of 400mm intervals otherwise.

When secret nailing to the subfloor, or joists, always use a Woodpecker Moistop Barrier Paper, overlapping it by 200mm. The bitumen backing self-seals around the nail punctures for a watertight barrier. Use a moisture-resistant adhesive tape to secure the joins in the paper.

Flooring should be fitted at 45° or 90° to the subfloor and nailed over every joist, through the barrier paper if applicable. You can have header joints that aren't above a joist, as long as the boards either side fully span at least two joists. Cleats should be no more than 400mm apart.



EXPERT TIP

IT'S NAILS OR GLUE,
NOT BOTH

Never use adhesive to glue between boards if it's being nailed down. The glue will inhibit the natural flexibility of the flooring and could cause cracks.

PREPARATION CHECKLIST



IS THE AREA COMPLETELY DRY?

Remember, a 75mm thick cement subfloor takes 3 and a half months to dry properly.



IS THE SUBFLOOR CLEAN AND SAFE?

Make sure it is free of damp rot, fungal or insect infestation. It should be level to within 3mm over a 2m area, and clear of any debris.



IS THE SUBFLOOR THICK ENOUGH?

It must be able to hold a 50mm cleat fired into it at a 45° angle.



CENTRAL HEATING PIPES?

Make sure they're insulated to prevent isolated hot spots, which can warp your floor.



IS THERE UNDERFLOOR HEATING?

If so make sure it is fully working, and turn it off 48 hours before laying the floor. Remember, we don't recommend laying solid wood flooring over underfloor heating.

HAVE YOU CHECKED THE SUBFLOOR'S
MOISTURE LEVEL?

It should be between 7 and 11% Wood Moisture Equivalent (WME), and your new flooring should be acclimatised in the same room so that its WME is at a similar level.

Our Stratex floors will acclimatise over 24 hours, three to four days for engineered and bamboo flooring, and five to seven days for solid wood.



WHAT IS THE ATMOSPHERIC HUMIDITY IN THE ROOM?

The reading should be between 40 and 60%.

INSTALLATION

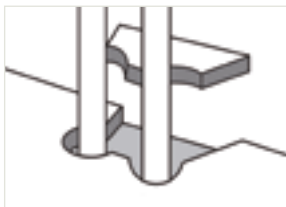
THE TRICKY BITS

THE FIRST ROW

Before installation can begin a few calculations need to be done, and you might have to do some cutting before you can start laying. Consider the layout of the room including the direction of the light – a wood floor looks more natural if the planks run towards the light shining into the room. Also look at the layout, walls, doorways and other obstacles. When you've chosen your starting wall, measure the width of the room from there and divide that by the width of the flooring panels. This will give you the number of rows of boards you'll lay and the width of the last row. If your last row is going to be under 60mm wide, cut the boards in your first row lengthwise accordingly so that your last row isn't too narrow.

FOLLOW THESE STEPS WHEN LAYING

1. Check all panels for possible damage or defects. We can't be held responsible for imperfect boards once they've been fitted.
2. Starting from the left hand corner of the room, lay the first row of flooring with the tongue (tongue and groove) or top lip (loc/clic) to the wall.
3. Put spacers between the edge of the flooring panels and the walls to provide an appropriate expansion gap.
4. Mark then cut the last panel in the first row to the required length, then use the remainder of the last panel to start the second row of flooring. This staggered effect makes for a more appealing floor and reduces waste.
5. Always make sure the off-cut is at least 200mm in length. If not, cut a piece longer than 200mm for your first board in the next row. In addition, make sure that all short ends are staggered so that there's no less than a 30mm gap between joints in adjacent rows.
6. Start all subsequent rows with the previous off-cut.



PIPES

Measure the position of any central heating pipes and mark them on the panel, considering your expansion gap. Drill a hole 16mm (5/8") larger than the pipe's diameter. Saw at a 45° angle to the pipe hole. When you've fitted the board around the pipe, apply glue to the sawn out piece of wood and fit it with a pull bar, again taking into account the expansion gap spacers.

DOOR JAMBS AND ARCHITRAVES

If there is a wooden door jamb, we recommend undercutting it according to the thickness of the flooring, plus the possible underlay. Install the flooring underneath the door jamb but leave the necessary expansion gaps.



EXPANSION GAPS

As wood is a natural substance, it will expand and contract with changes in temperature and humidity. That's why when a wood floor is laid, expansion gaps need to be left wherever the boards meet a wall, structural support, stairs, breakfast bar, fitted furniture, fireplace, central heating pipe... etc. Gaps must also be considered at doorways to allow for the differing expansion between rooms. It's also worth considering the slight effect heavy furniture could have on the flooring.

To allow for expansion gaps, spacers should be used at regular intervals when fitting and then removed before skirting boards, beading or trims are put in place. The points below might help you determine how much space to leave...

- The gap for wooden or bamboo flooring should be calculated on the basis of 2mm per metre span across the floor, with a minimum of 10-15mm regardless. For areas over 8m in width (or 5m if it is a solid wood floor), extra provisions should be made for the expansion.
- Because we cut them following their natural grain, wood floor panels expand more across their width than length. It's important to consider this when the boards are installed in the direction of the room's width.
- Allow a gap of 2-3mm for Stratex floors where there is likely to be temperature variation beyond normal living conditions.
- Skirting boards should be fixed to the wall and shouldn't obstruct the movement of the floor in any way.
- We've got a whole range of products for concealing gaps at floor transitions and edges starting on page 124.

INSTALLATION

UNDERFLOOR HEATING

CHOOSING A FLOOR

Just like a natural wood floor, underfloor heating helps make a room feel comfortable and cosy. However, if you have underfloor heating, it's important you choose the right wood floor to go with it. We always recommend an engineered board rather than solid wood. It will give you increased stability and strength to withstand changes in temperature thanks to its multi-layered construction.

Not all timbers react well to underfloor heating, but the good news is that each type of flooring in this catalogue carries a recommendation with it so you'll easily be able to tell which ones are suitable, and which aren't.

CHECKING THE SUBFLOOR

Never install underfloor heating over a concrete subfloor that has a moisture content over 75% Relative Humidity (RH). Ideally it should be below 70% RH to give a margin of error.

If the moisture levels in the subfloor are too high, further drying out is advised. Although a Woodpecker damp proof preparation can hold back a certain amount of residual moisture, where there are higher levels of moisture, the presence of underfloor heating can increase the pressure below the moisture barrier and cause sweating and possible failure.

CHOOSING A SYSTEM

If you are installing an underfloor heating system before fitting a natural wood floor, there are two types available – water heated, and electrically heated. In general, water heated systems are used in new builds and in renovation projects, while electrically heated systems are used when installation needs to be relatively quick and easy. Whichever system you choose, it needs to be designed with wood flooring in mind. The design layout of the system also needs to take account of any rugs or low furniture that may trap heat against the wood floor.

TESTING THE HEATING

Once the underfloor heating is in place it should be switched on and thoroughly tested before the wood floor is fitted. A water-heated system needs to be pressurised, checked for leaks, and left to run for two weeks. It will dry out much of the moisture in the screed or timber subfloor. Plastering and any other wet trade in the room must also be dried out and the Atmospheric Humidity in the room should be between 40 and 60%.



EXPERT TIP

Ensure the system is calibrated so that the temperature to the underside of the wood floor never reaches more than 27°C, even if the thermostat setting is increased.



EXPERT TIP

Isolated hot spots in your floor should be avoided so consider fitting an additional insulating layer if the heating pipes or elements are close to the surface. And remember that rugs and runners can trap heat, raising the temperature above the maximum recommended level.

FITTING THE FLOOR

Turn off the underfloor heating for at least 48 hours prior to fitting the floor – the regular central heating or convector heating can be left on during installation.

If a screed or wood-based subfloor has been laid above the underfloor heating system, we recommend that an engineered tongue and groove floor is fully bonded down. This provides the most stable solution over underfloor heating as the board joints are free to expand and contract with differing levels of temperature and moisture, whereas a glued joint forms a rigid floor which is not able to flex. Make sure the boards are fully adhered to the subfloor using Woodpecker MS Parquet Adhesive.

An engineered floor with glueless locking joints can be floated over underfloor heating in most cases, but be certain to use an underlay that's suitable for an underfloor heating system. If only part of the subfloor has underfloor heating, you will need to separate the wood flooring above the heated and unheated areas using a dilation joint. Flooring above the underfloor heating will expand and contract more than the flooring that isn't, but the joint will accommodate that.

AFTERCARE

Once fitted, the floor should be left to acclimatise for two to three days before the underfloor heating is turned on. This will allow it to settle and any adhesives used can dry out.



EXPERT TIP

When the heating is switched on it should be set at 1°C above the ambient temperature and then raised by a further 1°C per day until the desired temperature is reached. Do not turn it on full straight away. Raising and lowering the temperature too quickly can cause the wood to shrink, expand or even crack.

This method of gradually changing room temperatures should be continued, with the underfloor heating left running from the thermostat at all times and only raised or lowered by 1°C per day to accommodate the changing seasons. These guidelines are here to help make sure you protect your natural wood floor but they don't replace the recommended fitting procedures for your underfloor heating system, which vary by manufacturer.

NINE USEFUL CLEANING AND MAINTENANCE TIPS

SHORT TERM CARE



Once your Woodpecker floor has been installed you'll be able to feel its delightful texture underfoot and enjoy the warm sense of nature a wood finish brings to your home. However, like all natural substances, wood is susceptible to wear and tear. To ensure it always looks its best and lasts longer, here are some steps you can take to protect it...

1 – FLOOR MATS

The natural place to start is at the door, and a good quality floor mat will catch dirt and grit, preventing damage further into to your home. Grit underfoot is like sandpaper, scratching the floor's finish, so consider fitting Woodpecker Coir Matting which provides a barrier to wet and dirty feet.

2 – RUGS OR CARPET RUNNERS

We know that the last thing you want to do is cover up the beautiful texture of your natural wood floor, but sometimes prevention is better than the cure. Consider rugs or carpet runners for high footfall areas such as doorways, halls and stairs.

3 – BE CAREFUL WITH FURNITURE

Never drag furniture or other objects across your wood floor – it can easily result in unsightly dents or scratches. Woodpecker offers a variety of felt protectors and castor cups that enable you to move furniture easily without marking your floor.

4 – SHOE RULES

Avoid wearing heavy shoes or work boots when stepping onto your natural wood floor. High heels, and stilettos in particular, should be avoided. They exert a huge amount of pressure that easily dents or marks even the toughest of wood floors.

5 – CLEAN UP SPILLS

Liquid is the enemy, so mop up any spilled drinks and never allow water or other liquids to sit for any length of time. The odd drop may not hurt, but excessive amounts of water will cause lasting damage.

6 – PET PATROL

Nothing's more natural than a dog or cat curled up by the fire, asleep on your wood floor. But remember to keep your pet's claws trimmed to prevent scratches and, as with point five, if there are any 'accidents' make sure they're cleaned up fast.

7 – SUNSHINE

It's thrilling to see the sun illuminating a wood floor, filling the room with natural light and warmth. Sunlight will naturally help the wood's colour to mellow, so be aware of this and move rugs, mats and furniture regularly to ensure an even maturing of colour. Dark woods like Walnut are more susceptible to fading, which is worth considering when you choose your flooring. And even man-made finishes will change colour in sunlight too. Excessive exposure to direct sunlight can also cause the floor to overheat, which can lead to expansion/shrinkage, warping and splitting. Consider shading your floor from large windows that face the sun.

8 – LIGHT CLEANING

Regular sweeping with a soft bristled broom will get rid of dust and rogue bits of grit on the floor. You can also vacuum a natural wood floor – ideally with a soft brush attachment to minimise scratching.

9 – MOPPING

As per point five, wetness can damage a hardwood floor so always use a well-wrung mop when cleaning and remove excess liquid immediately. Woodpecker supplies specially formulated cleaning kits that include a gentle spray mop, Cleaning Liquid and Care Guide. They are available for both lacquered and oiled finishes, with refills available as necessary.



EXPERT TIP

A DROP OF OIL

Install a Woodpecker natural wood floor with an oil finish and, within reason, you'll be able to repair scratches and other blemishes. Simply apply wood oil where the scratch has occurred, rub it in, and soon the offending mark will blend in with the rest of the oiled floor.

MAINTAINING A BEAUTIFUL NATURAL FLOOR

LONG TERM CARE

LONG TERM CARE

Even though the most advanced wood treatments and finishes are used to create our nature inspired flooring, your hardwood floor will need to be looked after to stay in tip-top condition. This involves cleaning and sometimes re-finishing your flooring at suitable intervals to ensure it continues to delight throughout its lifetime.

CLEANING OILED FLOORS

To protect the beautiful look and feel of your oiled floor, we recommend removing grit and dust regularly with a brush or vacuum cleaner. You can also use the Woodpecker Cleaning Kit for Oiled Floors or a well wrung damp cloth mop.

For a deeper clean now and again, use Woodpecker One Coat Soap. This clever product will clean your floor and form a protective film, helping to build its surface resistance over time and making your floor even easier to maintain.

CLEANING LACQUERED & STRATEX FLOORS

Ensure your lacquered floor stays clean and keeps its stunning shine by using the Woodpecker Cleaning Kit for Lacquered wood floors, Laminate and Stratex floors or a well wrung damp mop.

RESTORATION TREATMENTS FOR WOOD FLOORING

How often you recoat or repair your floor will depend on several factors including the type of floor it is, its finish and the wear it's experienced. However, as a basic preventative, you might consider recoating your floor every two or three years. Don't wait until your floor looks worn. If you allow the protective coat to wear away, it becomes susceptible to dirt and water penetration and harder to clean and repair.

A QUICK TEST

A good way to check whether your floor needs treatment is to pour a few drops of water onto its surface. If the finish is in good order, the water will bead on the floor and can easily be wiped away. No maintenance is needed. If the water slowly soaks into the timber, leaving behind a light saturation mark, the finish is starting to wear thin. A new coat of lacquer or oil should be applied. However, if the water is immediately absorbed and leaves a dark stain, the finish has been completely worn away and the floor may need sanding and recoating.

NB: Before any treatment is carried out, we recommend testing in an inconspicuous area of the floor to check compatibility.

BRECON FLOOR REPAIRS

The best way to conceal small scratches and marks on our Brecon range is with Scratchfix - a quick and easy method to restore scratches on resilient floors.

RE-LACQUERING & REPAIRS

If your lacquered floor gets any isolated scratches or dents, these can be sealed using Woodpecker Touch-Up Lacquer. First, make sure the area is clean and dry then lightly sand the surface with a fine grit sanding paper. Using the brush supplied in the lid, paint the lacquer onto the affected area and leave it to cure.

Deeper scratches or gouges might call for professional wood filler. These are available in a variety of colours from most hardware and flooring retailers. They come as a paste, which is applied to the damaged area, left to cure, then sanded. Afterwards, apply some Woodpecker Touch-Up Lacquer to give the repair a protective finish.

Extra care is needed when sanding stained floors to ensure that the process doesn't break through the complete layer of stain. In this instance, the floor would require a patch-repair before the lacquer is applied.

If the floor is badly worn in some places, it may be necessary to sand the flooring back to its unfinished surface before recoating all over. Unlike oil, lacquer doesn't penetrate the wood's surface, instead it sticks to it. Therefore, the entire floor must be covered to prevent the formation of ridges and overlap marks. For best results, use a roller. A single coat of lacquer will be enough to protect against moisture, though several coats should be applied if the floor faces lots of foot traffic.

If you are lacquering unfinished timber, you will need to cover it with three coats. Between each coat, the floor must be sanded, vacuumed and wiped thoroughly with a damp cloth. Lacquer takes one to two hours to dry between applications. After the final coat, leave the floor for 24 hours before stepping onto it. Curing will continue for a week, after which rugs can be placed on the floor.

RE-OILING & REPAIRS

Unlike lacquered floors, isolated areas of an oiled floor can be treated without having to re-oil the entire floor. Yet, oiled surfaces aren't as tough as lacquered surfaces and need to be maintained more often.

Before re-oiling your floor, it's essential that you clean up any dust or dirt that's accumulated. Contamination will hinder adhesion and could affect how the floor looks. Apply a small amount of One Coat Cleaner to a dry cloth and wipe the affected area thoroughly. Dust will be collected electro-statically. It takes 15 minutes to an hour to dry depending on the saturation. If the floor remains soiled, consider sanding the surface and clean again with One Coat Cleaner.

Make sure the floor is completely dry before applying Woodpecker One Coat Oil. This should be applied sparingly and evenly, along the wood's grain, using a cotton cloth, brush or squeegee. The oil will react with the floor within a minute and any excess should be wiped away within 15 or 20 minutes making sure the surface is nearly dry. Because the oil reacts so quickly, it's a good idea to treat relatively small areas each time. Oil doesn't leave tide or overlap marks and should be left for 24 to 36 hours before you can stand on the floor again or it's cleaned.



LET US DO THE HARD WORK FOR YOU...

PACK CALCULATOR

RANGE	PER PACK M ²									
	1	2	3	4	5	6	7	8	9	10
SOLID										
YORK	1.98	3.96	5.94	7.92	9.9	11.88	13.86	15.84	17.82	19.8
ENGINEERED										
SALCOMBE 3-STRIP	3.587	7.174	10.761	14.348	17.935	21.522	25.109	28.696	32.283	35.87
SALCOMBE	2.888	5.776	8.664	11.552	14.440	17.328	20.216	23.104	25.992	28.880
HARLECH 150MM	1.710	3.420	5.130	6.840	8.550	10.260	11.970	13.680	15.390	17.100
HARLECH 190MM	2.166	4.332	6.498	8.664	10.830	12.996	15.162	17.328	19.494	21.660
HARLECH 240MM	2.110	4.220	6.330	8.440	10.550	12.660	14.770	16.880	18.990	21.100
BERKELEY	2.110	4.220	6.330	8.440	10.550	12.660	14.770	16.880	18.990	21.100
GOODRICH	1.296	2.592	3.888	5.184	6.480	7.776	9.072	10.368	11.664	12.960
CHEPSTOW	2.110	4.220	6.330	8.440	10.550	12.660	14.770	16.880	18.990	21.100
CHEPSTOW DISTRESSED	1.444	2.888	4.332	5.776	7.220	8.664	10.108	11.552	12.996	14.440
BAMBOO										
OXWICH STRAND BAMBOO	1.498	2.996	4.494	5.992	7.490	8.988	10.486	11.984	13.482	14.980
OXWICH HERRINGBONE BAMBOO	1.134	2.268	3.402	4.536	5.670	6.804	7.938	9.072	10.206	11.340
STRATEX										
BRECON	2.2	4.4	6.6	8.8	11	13.2	15.4	17.6	19.8	22
BRECON HERRINGBONE	0.72	1.44	2.16	2.88	3.60	4.32	5.04	5.76	6.48	7.20
LYNTON	2.01	4.02	6.03	8.04	10.05	12.06	14.07	16.08	18.09	20.10

WOODPECKER FLOORING - TERMS & CONDITIONS OF SALE

In the unlikely event that goods are delivered wrong or damaged, it is the responsibility of the customer to ensure sufficient time is allowed for a replacement to be sent.

1. DEFINITIONS

In these terms and conditions, the following words shall have the following meanings:

"Buyer" shall mean any person, firm or company, to whom the Company supplies Goods or Services or with whom the Company enters into negotiations for the supply of Goods or Services.
"Company" shall mean Woodpecker Trading Co Ltd.
"Goods" shall mean products, articles or things which are supplied by or which are the subject of negotiations for supply by the Company to the Buyer.
"Services" shall mean services are supplied by or which are the subject of negotiations for supply by the Company to the Buyer.

2. MAKING THE CONTRACT

2.1 The Company's salesmen are not authorised representatives and are not authorised to accept confirm or vary any order nor to make any representation or promise on the Company's behalf.
2.2 Any estimate/quotation which comprises an invitation to treat is open for a period of 30 days only from the date thereof, provided that the Company has not previously withdrawn it. Any order issued by the Buyer is subject to acceptance by the Company and a contract will only be formed when the Company has accepted the Buyer's offer to buy in writing. Any offer made by the Buyer must be confirmed in writing by the Buyer.
2.3 All orders are placed under these terms and conditions alone.
2.4 These terms and conditions exclude any other terms and conditions inconsistent therewith which a Buyer might seek to impose even though such other terms and conditions may be submitted in a later document and/or purport to exclude or supersede any terms or conditions with them or may be contained in any offer acceptance or counter-offer made by the Buyer.
2.5 All floors supplied by the Company must be fitted in accordance with BS8201 (2011).
2.6 No variation of these terms and conditions is permitted unless expressly accepted by a Director of the company in writing.

3. CANCELLATION

3.1 No cancellation by the Buyer is permitted except where expressly agreed by a Director of the Company in writing.
3.2 The Buyer will in the event of agreed cancellation by the Buyer indemnify the Company fully against all expenses incurred up to the time of such cancellation together with by way of liquidated damages a sum of 33 1/3% of the contract price which shall be paid by the Buyer to the Company forthwith.

4. PRICE

4.1 All prices quoted are those ruling at the date of dispatch or supply.
4.2 Unless otherwise stated all prices quoted are net, exclusive of VAT, and in the case of Goods ex works.
4.3 The Company reserves the right at any time prior to delivery of the Goods or supply of Services to adjust the price to take account of any increase in the cost of raw materials, labour or services or any currency fluctuations affecting the cost of imported materials or services.

5. TERMS OF PAYMENT

5.1 All sums become due and payable under these terms and conditions not later than 20th of the month following date of invoice.
5.2 Time for payment shall be of the essence.
5.3 The Company reserves the right to charge interest at 2.5 per centum per month on all overdue accounts, such interest being deemed to accrue on a day to day basis from the due date for payment under clause 5.1.
5.4 If the Buyer (being a Company) has a petition for its winding-up or passes a resolution for voluntary winding-up otherwise than for the purpose of a bona fide amalgamation or reconstruction or compounds with its creditors or has a receiver appointed or all or any part of its assets or (being an individual) becomes bankrupt or insolvent or enters into any arrangement with its creditors or commits a material or serious breach of this Agreement (and in the case of such a breach being remediable fails to remedy it within 7 days of receiving notice to do so) he will be deemed to have repudiated the Contract.
5.5 The Company reserves the right at any time at its discretion to demand security for payment before continuing with or delivering any Order, supplying any Goods or Services.
5.6 The Buyer accepts that in the event of non-payment within the payment period the Company will resort to legal action to recover the debt in this instance a 20% surcharge will be added to the outstanding amount to cover administration and agents fees.
5.7 Where the Buyer is a company the directors agree to guarantee payment personally, both jointly and severally, of any outstanding amounts due in the event of their company being unable to meet its financial commitments or becoming insolvent.

6. DELIVERY

6.1 Delivery will be deemed to have been effected when the Goods are ready for collection at the premises of the Company or as the case may be the premises of the suppliers to the Company in circumstances where the Goods are delivered direct from such suppliers.
6.2 Time of delivery is not of the essence.
6.3 The Company shall not be liable for any loss whatsoever or howsoever arising caused by its non-delivery or by the failure to make Goods ready for collection on the due date.
6.4 The Company reserves the right to make delivery by instalments and to tender a separate invoice in respect of each instalment.
6.5 When delivery is to be by instalments or the Company exercises its right to deliver by instalments under clause 6.4 hereof or if there be delay in the delivery of any one or more instalments

for whatever reason this will not entitle the Buyer to treat the contract as repudiated and/or to damages.
6.6 Deviations in quantity between the Goods delivered and Goods ordered representing not more than 10 per cent by value shall not give the Buyer any right to reject the Goods or to claim damages and the Buyer shall be obliged to accept and pay at the contract rate for the quantity of the Goods delivered.

7. SUPPLY OF SERVICES

7.1 Time for the supply of Services is not of the essence.
7.2 The Company shall not be liable for any loss whatsoever or howsoever arising caused by its failure to supply Services or any part thereof on the due date.
7.3 The Company reserves the right to supply Services by instalments and to tender a separate invoice in respect of each instalment.
7.4 When the supply of Services is to be by instalments or the firm exercises its right to supply Services by instalments under clause 7.3 hereof or if there be a delay in the supply of any one or more instalments of Services for whatever reason this will not entitle the Buyer to treat the contract as repudiated or to damages.
7.5 Deviation in the quantity between Services supplied and the Services ordered representing not more than 10 per cent by value shall not give the Buyer any right to reject the Services or to claim damages and the Buyer shall be obliged to accept and pay at the contract rate for the quantity of the Services supplied.

8. RISK AND THE PASSING OF PROPERTY IN GOODS

8.1 Risk in the Goods shall pass to the Buyer when the Goods are delivered.
8.2 Notwithstanding risk in the Goods passing in accordance with clause 8.1 hereof title in the Goods shall not pass to the Buyer until whichever shall be the first to occur of the following:
8.2.1 Payment being received by the Company for the Goods and Services and no other amounts then being outstanding from the Buyer to the Company in respect of other Goods or Services supplied by the Company.
8.2.2 The Buyer selling the Goods in accordance with the provisions of these terms and conditions in which case title to the Goods shall be deemed to have passed to the Buyer immediately prior to delivery of the Goods to the Buyer's customers; and
8.2.3 The Company waiving its rights under this clause 8.2 in respect of specified Goods or Services whereupon title to the said Goods shall forthwith vest in the Buyer.
8.3 The Buyer is licensed by the Company to use or to agree to sell the Goods delivered to the Buyer subject to the express condition that the entire proceeds of any sale are held in trust for the Company and are not mixed with other moneys or paid into an overdraw bank account and shall at all times be identifiable as the Company's moneys.
8.4 Until title to the Goods passes:
8.4.1 The Buyer will hold the Goods as fiduciary agent and Bailee for the Company;
8.4.2 the Goods shall, subject to clause 8.3, be kept separate and distinct from all other property of the Buyer and of third parties and in good and substantial repair and condition and be stored in such a way as to be clearly identifiable as belonging to the Company;
8.4.3 the Company may at any time revoke the power of sale and use contained in clause 8.3 by notice to the Buyer if the Buyer is in default beyond the 20th of the month following invoice in the payment of any sum whatsoever due to the Company (whether in respect of the Goods or any other Goods or Services supplied at any time by it to the Buyer) or if the Company has bona fide doubts as to the solvency of the Buyer;
8.4.4 The Buyer's power of sale and use contained in clause 8.3 shall automatically cease if the Buyer has a petition presented for its winding-up or passes a resolution for voluntary winding-up otherwise than for the purpose of a bona fide amalgamation or reconstruction or compounds with its creditors or has a receiver appointed of all or any part of its assets or becomes bankrupt or insolvent or enters into any arrangements with creditors or takes or suffers any similar action in consequence of debts or carries out or undergoes any analogous act or proceeding under foreign law;
8.4.5 upon determination of the Buyer's power of sale and use pursuant to clause 8.4.3 or clause 8.4.4. The Buyer shall place any of the Goods in its possession or under its control and unsold at the disposal of the Company and the Company shall be entitled to enter upon any premises of the Buyer for the purpose of removing such Goods.
8.5 The Company shall at any time be entitled to appropriate any payments made by the Buyer in respect of any Goods or Services in settlement of such invoices or accounts in respect of such Goods or Services as the Company may in its absolute discretion think fit notwithstanding any purported appropriation to the contrary by the Buyer.

9. LIEN AND STOPPAGE
9.1 Until such time as the title in the Goods has passed to the Buyer the Company has the right to withhold delivery if the Buyer (being a Company) has a petition presented for its winding-up or passes a resolution for voluntary winding-up otherwise than for the purpose of a bona fide amalgamation or reconstruction or compounds with its creditors or has a receiver appointed of all or any part of its assets or (being an individual) becomes bankrupt or insolvent or enters into any arrangements with creditors or takes or suffers any similar action in consequence of debts or carries out or undergoes any analogous act or proceedings under foreign law.
9.2 When the title in the Goods has passed to the Buyer and the time for payment has fallen due but payment has not been made or if the Buyer (being a Company) has a petition presented for its

winding-up or passes a resolution for voluntary winding-up otherwise than for the purposes of a bona fide amalgamation or reconstruction or compounds with its creditors or has a receiver appointed of all or any part of its assets or (being an individual) becomes bankrupt or insolvent or enters into any arrangements with creditors or takes or suffers any similar action in consequence of debts or carries out or undergoes any analogous act or proceedings under foreign law the Company has
9.2.1 A lien on the Goods as long as the Company is in possession of them
9.2.2 A right of stoppage in transit
9.2.3 A right of resale
9.3 For the avoidance of doubt it is hereby declared that nothing in this clause shall affect the rights given to the Company by ss.38-48 of the Sale of Goods Act 1979.

10. INSPECTION/SHORTAGES

10.1 The Buyer is under a duty to inspect the Goods forthwith on delivery and satisfy himself as to the due performance of Services forthwith after supply.
10.2 The Company shall be under no liability for any defects or shortages that would be apparent on careful inspection if the terms of this clause are not complied with, and, in any event will be under no liability if a written complaint is not delivered to the Company within 7 days of delivery or supply detailing the alleged defect or shortage.
10.3 In all cases where defects or shortages in respect of Goods are complained of the Company shall be under no liability in respect thereof unless an opportunity to inspect the Goods is given to the Company before any use is made thereof or any alteration or modification is made thereto by the Buyer.
10.4 Subject to clauses 10.2 and 10.3 the Company shall make good any defect or shortage in the Goods and where appropriate replace any Goods damaged in transit as soon as it is reasonably able to do so, but otherwise shall be under no liability whatsoever or howsoever arising from such defect, shortage or damage.
10.5 Subject to clause 10.4 the Company shall remedy any defect in the supply of Services as soon as it is reasonably able to do so but otherwise shall be under no liability whatsoever or howsoever arising from such defect

11. WARRANTY

11.1 The Buyer shall satisfy himself of the suitability of the Goods or Services for any particular use or purpose and shall be totally responsible
11.2 If the Goods are in such a state or the Services so defectively supplied as would but for this condition entitle the Buyer to repudiate the contract and/or claim damages from the Company the Company reserves the right to repair or replace the Good or perform the Service (or relevant part thereof) again.

12. LIABILITY

12.1 Introduction
12.1.1 Nothing in clause 12 shall be deemed to exclude or restrict the Company's liability for death or personal injury resulting from negligence.
12.1.2 Each of the sub-clauses in clause 12 is to be treated as separate and independent
12.1.3 The Company is willing to undertake liability additional to that provided by this clause in exchange for a higher price
12.2 Exclusion
12.2.1 Clause 12.2 only covers defects caused by faulty design, manufacture, materials or workmanship. It does not cover defects caused by abnormal use, misuse or neglect.
12.2.2 The Company agrees that if any defect covered by clause 12.2 is discovered during the warranty period commencing with the date of delivery or supply, the Company will remedy any defect at its own expense or, in the case of Goods if it chooses to do so, replace them.
12.2.3 The Buyer cannot claim the benefit of this clause unless - he informs the Company of the relevant defect in writing within 7 working days of discovering it.
12.2.3a The Company will not accept any liability for defects in goods once they have been fitted. It is the buyer's responsibility to check the goods prior to installation.
12.2.4 The risk of accidental loss whilst the Goods are being returned will be borne by the Buyer
12.2.5 In consideration for receiving the benefit of this clause, the Buyer agrees that, apart from those terms set out in clause 10 and 11, all other terms, whether conditions, warranties or innominate terms, express or implied, statutory or otherwise, are excluded from the contract between the Company and the Buyer to the extent permitted by law (except where the Buyer deals as consumer within section 12 of the Unfair Contract Terms Act 1977 when the terms implied by sections 13, 14 and 15 of the Sale of Goods Act 1979 shall be implied into the contract).
12.3 Exclusion of Consequential Loss
The Company shall not be liable for any consequential or indirect loss suffered by the Buyer whether this loss arises from breach of a duty in contract or tort or in any other way (including loss arising from the Company's negligence).
Non-exhaustive illustrations of consequential or indirect loss would be

- Loss of profits
- Loss of contracts
- Damage to property of the Buyer or anyone else, and
- Personal injury to the Buyer or anyone else (except so far as such injury is attributable to the Company's negligence)

12.4 Limitation
The Company's total liability for any one claim or for the total of all claims arising from any one act or default of the Company (whether arising from the Company's negligence or otherwise) shall not exceed £1000 Or the contract price whichever is the greater.

13. FORCE MAJEURE

13.1 The Company shall not be liable for any failure to deliver the Goods or perform the Services arising from circumstances outside the Company's control.
13.2 Non-exhaustive illustrations of such circumstances would be act of God, war, riot, explosion, abnormal weather conditions, fire, flood, strikes, lockouts, Government action or regulations (UK or otherwise), delay by suppliers, accidents and shortage of materials, labour or manufacturing facilities.
13.3 Should the Company be prevented from delivering the Goods or performing the Services in the above circumstances, it shall give the Buyer written notice of this fact as soon as reasonably practicable after discovering it.
13.4 If the circumstances preventing delivery of the Goods or performing the Services are still continuing three months after the Buyer receives the Company's notice, then either party may give written notice to the other cancelling the contract.
13.5 If the contract is cancelled in this way, the Company will refund any payment which the Buyer has already made on account of the price (subject to deduction of any amount the Company is entitled to claim from the Buyer) but the Company will not be liable to compensate the Buyer for any further loss or damage caused by the failure to deliver the Goods or perform the Services.

14. SALES PROMOTION DOCUMENTATION

Whilst the Company takes every precaution in the preparation of its catalogue, technical circulars, price lists and its other literature, these documents are for the Buyer's general guidance only and the particulars contained therein shall not constitute representations by the Company and the Company shall not be bound thereby.

15. NOTICES

Any notice to be given hereunder shall be in writing and shall be deemed to have been duly given if sent or delivered to the party concerned at its address specified overleaf or such other address as that party may from time to time notify in writing and shall be deemed to have been served, if sent by post, 48 hours after posting.

16. CANCELLATION

The Company is prepared to accept the cancellation of a contract provided that it is in writing and is received by the Company:
(a) In the case of special orders before the manufacture of the goods has commenced;
(b) In the case of goods ordered from stock before the goods have been despatched;
(c) But subject to liability for any losses incurred by the Company in disposing of the goods.
In the event goods have been delivered within 30 days prior to cancellation, a restocking charge of 20% of the goods returned will be made by the company on values above £50 before VAT only.

17. MATCHING

For technical reasons it is not always possible to obtain an exact colour match between different production batches which have the same colour description. The Company therefore recommends that all products should be of the same batch. The Company will be under no liability whatsoever in respect of any mismatching of tiles and sheet with the same colour description where the tiles and sheet are of different batches.

18. ADVICE AND WARNINGS

(a) Without prejudice to any of the Company's rights under these terms or common law or statute the Company shall not be liable for any loss or damage suffered by the Buyer or any third party as a result of failure to follow any of the Company's recommendations with regard to the goods.

19. STILETTO HEELS

Where Stiletto heeled shoes are in use, floors are liable to suffer damage from intense point loading pressure. We therefore cannot be held responsible for any loss in appearance where such heels are in use.

20. SUITABILITY OF GOODS

If requested in writing to do so, we will use our utmost endeavours to give sound and honest advice as to the suitability of goods sold to us for a particular use or purpose, but we do not represent or warrant (and nobody has authority to represent or warrant) the fitness of any goods for any particular purpose or use, whether such use or purpose is known to us or not or any advice requested regarding installation.

21. ASSIGNMENT

The Buyer shall not assign or purport to assign or transfer the contract or the benefits thereof to any other person without prior written consent of the other.

22. PROPER LAW AND JURISDICTION

The Contract shall be governed by and construed in accordance with English law and all disputes arising in connection with the Contract shall be submitted to the jurisdiction of the English Courts.

23. HEADINGS

The headings of these conditions are for convenience only and shall have no effect on the interpretation thereof.

Revision Date: September 2020

Woodpecker Flooring, Caerphilly CF83 8DR

Tel: 02920 888223

Woodpecker Flooring reserves the right to update and amend these terms and conditions without notice.





BE INSPIRED

Discover more about Woodpecker floors and browse home design tips at our website.

woodpeckerflooring.co.uk/inspiration

VIEW SAMPLES

Select samples of your favourite floors and get the first 3 free to try out in your space.

woodpeckerflooring.co.uk/samples

VISIT A RETAILER

Chat through your flooring project with one of our friendly Woodpecker retailers. Find your nearest at

woodpeckerflooring.co.uk/retailers

BUY IN-STORE OR ONLINE

Order your perfect floor directly from Woodpecker or your preferred local stockist.

woodpeckerflooring.co.uk

We hope we've been
able to help you find
the perfect floor.

From our family to yours.

Woodpecker

PHOTOGRAPHY PROP CREDITS

Wallpaper pattern (Brecon Ivory Oak)
www.katecedwyn.com

Cast iron radiator (Berkeley Classic Walnut,
Chepstow Antique Oak)
www.reclaimedradiators.co.uk

Blueberry painting (Brecon Bracken Oak)
www.annefowlertetbury.co.uk

Oyster painting (Berkeley Century Pine)
www.annefowlertetbury.co.uk

Black Danish armchair (Brecon Ivory Oak,
Chepstow Distressed Charcoal Oak)
www.modernistiks.co.uk

Moroccan rugs (Brecon River Oak Herringbone)
www.smoukinteriors.co.uk

Armchair (York Tawny Oak)
www.lorfordsantiques.com

Prints by Michelle Collins
(Oxwich Natural Herringbone)
www.michellelisacollins.com

French table (Oxwich Coffee Herringbone)
@archangel.tetbury (Instagram)

Confit pot / mounted skulls
(Oxwich Coffee Herringbone)
www.lorfordsantiques.com

Trug (Oxwich Coffee Herringbone)
www.trilogieantiques.com

Nils Jonsson Rosewood sideboard (Lynton Weald Oak)
www.orangeandbrown.co.uk

Vintage wallcharts (Harlech Cognac Oak)
@Vintagewallcharts (Instagram)

Umbrella (Chepstow Antique Oak)
www.londonundercover.co.uk

Feather pendant, star, books, Russian dolls, miffy soft toy (Brecon
Whisper Oak Herringbone)
www.monpote.co.uk

Framed pictures (Brecon Vintage Oak Herringbone)
www.monpote.co.uk

Paint – Milkweed (Berkeley Classic Walnut)
www.bauwerk.com.au

All other paint coloured and mixed to order by Valspar

Goodrich Natural Oak Image – Conceptual Homes
www.conceptualhomes.co.uk

WOODPECKER

NATURALLY INSPIRED FLOORING

Woodpecker House,
26 Pant Glas Industrial Estate,
Bedwas, Caerphilly
CF83 8DR

T: 02920 888 223

F: 02920 881 694

info@woodpeckerflooring.co.uk
www.woodpeckerflooring.co.uk

ANY QUESTIONS

Our Woodpecker experts are ready to help and look forward to advising you on any element of your project by phone, email or livechat.

