



**Karndean**  
Designflooring



Simply beautiful floors  
that you'll love for a lifetime





<b>ABOUT US</b>	5
Why Karndean?	6
Product overview	8
Why gluedown?	10
Why loose lay?	12
Why rigid core?	14

---

## **KARNDÉAN IN THE...**

Kitchen	24
Bathroom	26
Living room	28

---

## **Art Select**

Wood	35
Stone	51

## **Da Vinci**

Wood	61
Stone	69

## **Van Gogh**

Wood	77
------	----

## **Opus**

Wood	91
Stone	97

## **Knight Tile**

Wood	103
Stone	113

## **Kaleidoscope**

121

## **Heritage Collection**

129

## **Karndean LooseLay**

Wood	137
Stone	149

## **Korlok**

Wood	155
Stone	163

---

## **DESIGNFLOORING COMPONENTS**

### **(Fold-out guide)** 166

Decorative borders	172
Design features	169
Design strips	170
Scotia and skirting boards	171

---

Sample service	174
Online tools	175
Contact us	176
Cleaning and maintenance	177
Product overview	178




# At Karndean we see flooring differently...

We travel the world in our quest to bring you exceptional floors that inspire and delight. From the ancient forests of Europe, to the remote Australian outback and beyond, we seek out expressive and intriguing forms in the natural world to influence our unique floor designs.

**By combining these original features with cutting edge design, we create simply beautiful floors that you'll love for a lifetime.**

# Why Karndean?

All Karndean floors have these benefits...



## Easy to clean

We know that your floor needs to withstand daily life, whether that is children playing or pets bringing the outside in. No matter what life throws at it, you can be rest assured all our Karndean floors are low maintenance and easy to clean.



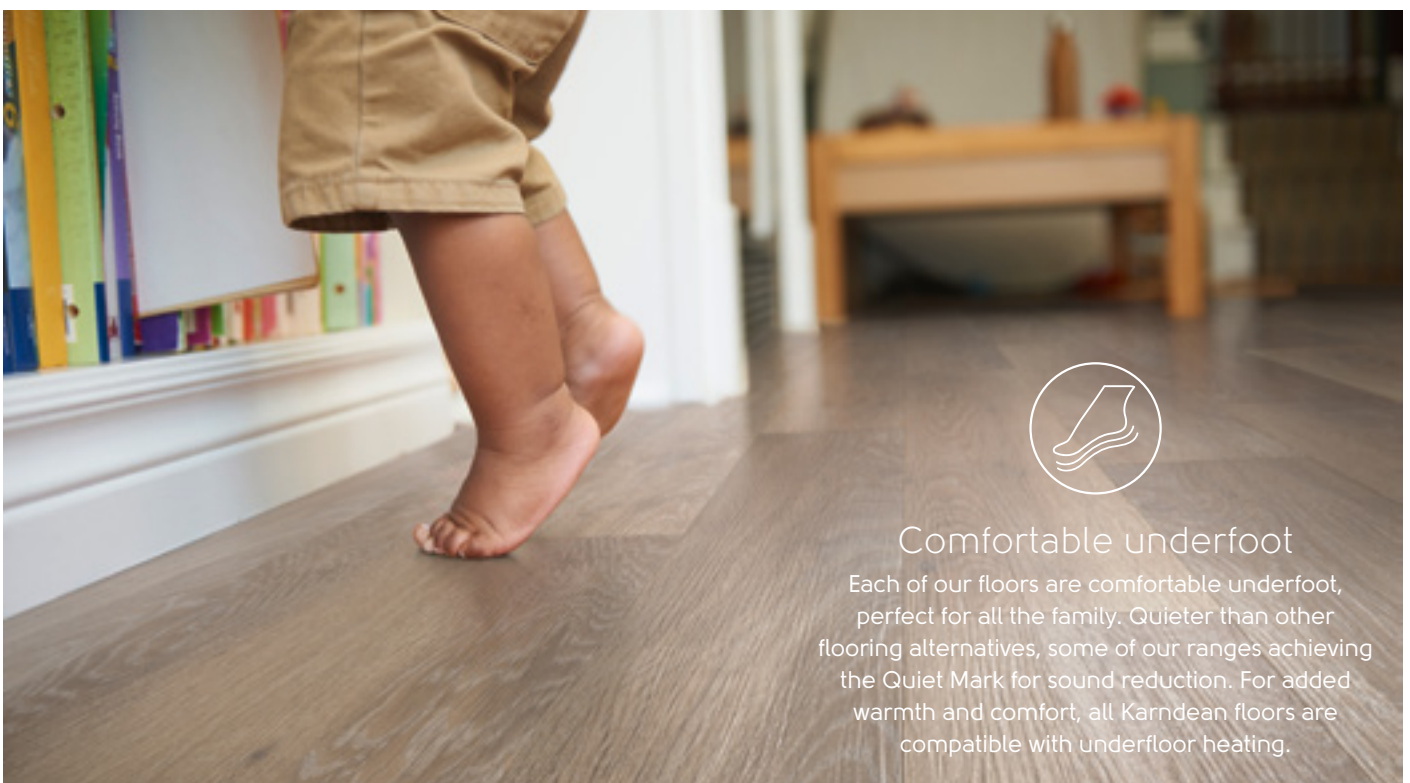
## 100% waterproof

All Karndean floors, no matter which design you choose, is 100% waterproof. Accidental spills and leaks can be easily wiped up leaving no damage behind, making Karndean the ideal choice for kitchens and bathrooms.



Durable

We know you need a floor to be durable and stay looking good no matter what life throws at it. All Karndean floors are finished with our K-Guard+ protective coating, which helps against day to day wear. Each of our floors comes with a lifetime guarantee offering you peace of mind for years to come.



Comfortable underfoot

Each of our floors are comfortable underfoot, perfect for all the family. Quieter than other flooring alternatives, some of our ranges achieving the Quiet Mark for sound reduction. For added warmth and comfort, all Karndean floors are compatible with underfloor heating.

# Product overview

## We offer three types of product:

gluedown, loose lay and rigid core.


## Gluedown



### Choose gluedown when...

- You want to create your floor, with different laying patterns, design strips and decorative borders.
- You want to be able to mix stone and wood designs and create a completely bespoke floor.
- You have a completely flat, dry subfloor, prepared by a flooring professional.

See page 10 for more details.



## Loose lay

### Choose loose lay when...

- You want to reduce noise transfer, such as in loft conversions or upstairs rooms.
- You want a quick installation.
- You have a smooth or damp subfloor, sometimes found in new builds or extensions.

See page 12 for more details.




## Rigid core

### Choose rigid core when...

- You want superior acoustics, such as in loft conversions or upstairs rooms.
- You want a quick installation.
- You want to install over an existing floor such as ceramic tiles or floorboards, or uneven subfloor.
- You have a damp subfloor, sometimes found in new builds or extensions.

See page 14 for more details.







# Why gluedown?

Our gluedown ranges offer our widest choice of colours and formats. Features such as textured emboss or our premium handscraped finish, wide bevels or flat edges make each range unique to Karndean and serve to highlight the faithful replication of the original wood and stone that inspired each of our products.



## Create intricate designs

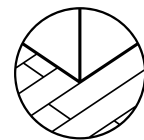
Create intricate designs by combining multiple laying patterns with decorative borders and design strips to create a floor unique to you.



■ Clifton **CLIF-04**



■ Storm Oak **SBW-RL12** with DS10 3mm and DS12 5mm design strips



## No expansion gap required

Karndean gluedown products can be fitted tight against straight and curved walls and fixtures, meaning no need to leave and cover up any expansion gaps.



## Fully customisable

Cut to create bespoke designs and combine wood and stone patterns in a variety of ways to create a fully customised floor personal to you.

■ Pale Limed Oak **KP94** | White Painted Oak **KP105**

## Look to these ranges for all the benefits of gluedown:

	Wood	Stone	Thickness	Wear layer	
	✓	✓	3.0mm	0.7mm	Lovingly created to reflect the natural materials that inspired them. These planks and tiles give you timeless craftsmanship at your feet.
	✓	✓	3.0mm	0.7mm	Smooth slender planks and richly textured tiles with a modern twist. Bevelled edges create distinct definition.
	✓		3.0mm	0.55mm	The authentic and natural character of real timber in a range of natural and weathered looks.
	✓	✓	2.5mm	0.55mm	A selection of minimalistic wood, stone and abstract designs in a neutral colour palette.
	✓	✓	2.0mm	0.3mm	A range of fresh and vibrant contemporary and traditional wood and stone looks.
	✓	✓	Various	Various	Add impact with a wide array of hues, shapes and patterns including cubes, hexagons, chevrons and woven designs.
		✓	2.5mm	0.5mm	Designed to give the opulent look of classic geometric tiles, from striking monochrome designs to beautifully blended traditional patterns.

# Why loose lay?

Our loose lay range, Karndean LooseLay, features our K-Wave friction grip backing which helps hold the product in place. It creates a strong bond to the subfloor using a combination of weight and friction. Perfect for temporary and permanent use, Karndean LooseLay is ideal if you are interested in changing out the flooring frequently or want to reduce sound passing to the room below. What's more, it's quick and easy to install.



## Excellent acoustics

The construction of Karndean's loose lay product offers effective noise transfer by 13dB making it a perfect acoustic solution for bedrooms, loft conversions, flats and apartments.




## Suitable for new builds and extensions

Loose lay products are suitable for fitting over damp subfloors found in some new build homes and newly built extensions reducing the time spent waiting for the floors to dry.




### Installs over most hard floors

Due to the innovative K-Wave friction grip backing, Karndean loose lay products can be laid directly over most existing, level, smooth hard floors with minimal subfloor preparation.

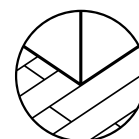


■ Madison LLT203



### Quick and easy to install

Minimise upheaval with reduced subfloor preparation and fit a new floor in less time with an innovative friction grip backing holding the planks and tiles in place.



### No expansion gap required

Karndean loose lay products can be fitted tight against straight and curved walls and fixtures, meaning no need to leave and cover up any expansion gaps.

Look to these ranges for all the benefits of loose lay:

	Wood	Stone	Thickness	Wear layer	
	✓	✓	4.5mm	0.55mm	A wide range of textured wood and stone designs, with realistic grains and textures. Innovative friction grip backing holds the product in place.

# Why rigid core?

Our rigid core ranges offer quick and easy installation and excellent acoustic benefits. Our rigid core ranges can be installed over most existing hard surface floors or uneven floors without the worry of exposing any imperfections underfoot, thanks to its innovative K-Core technology. It also features a patented click-locking mechanism and pre-attached acoustic foam backing for quick and easy installation.



## Preserves existing floors

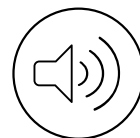
Our rigid core ranges can be laid over most existing hard floors, therefore preserving them, perfect for renovating rented or listed buildings.



## Installs over most existing hard floors

Due to the innovative K-Core layer, our rigid core designs can be laid directly over most existing hard floors without the need for extensive subfloor preparation.



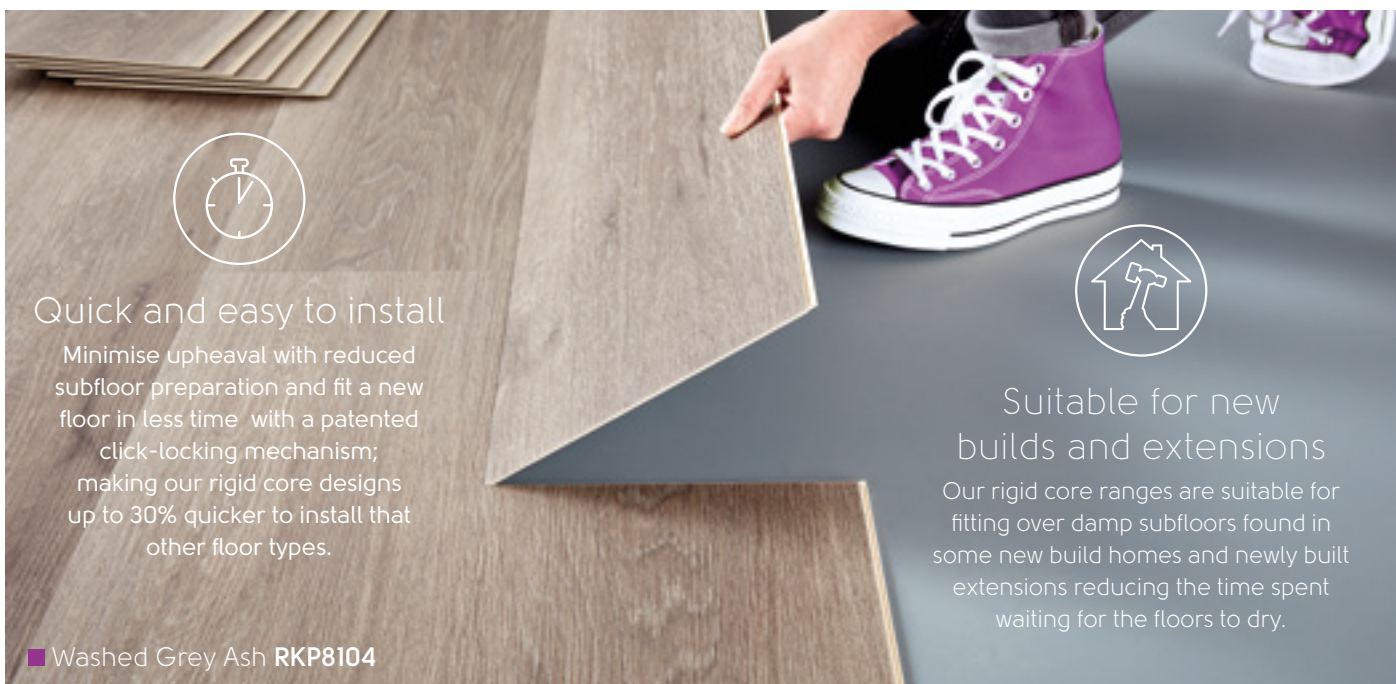
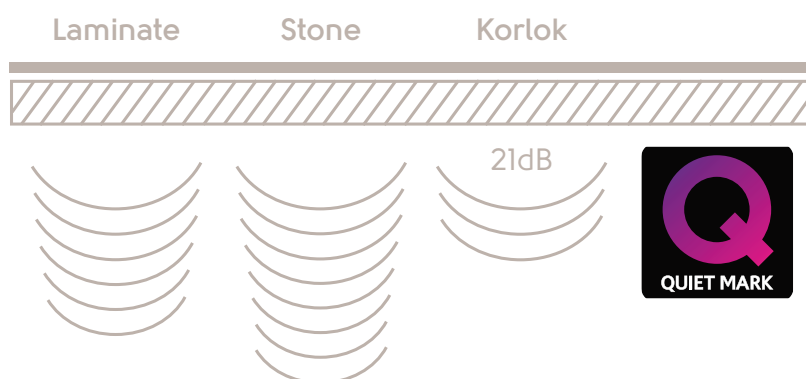


### Excellent acoustics

The noise from kids' bedrooms, play rooms and loft conversions are reduced by as much as 21dB thanks to our patented K-Core technology and pre-attached acoustic backing.

This unique sound-absorbing construction also helps reduce impact noise within a room.

Compared to laminate or stone floors, our rigid core products are exceptionally quiet and the perfect choice for busy family homes.



### Quick and easy to install

Minimise upheaval with reduced subfloor preparation and fit a new floor in less time with a patented click-locking mechanism; making our rigid core designs up to 30% quicker to install than other floor types.

■ Washed Grey Ash RKP8104



### Suitable for new builds and extensions

Our rigid core ranges are suitable for fitting over damp subfloors found in some new build homes and newly built extensions reducing the time spent waiting for the floors to dry.

## Look to these ranges for all the benefits of rigid core:

	Wood	Stone	Thickness	Wear layer	
	✓		5.5mm	0.55mm	The authentic and natural character of real timber inspired by beautiful oak and weathered barnwoods, available in plank and herringbone designs.
			6.5mm	0.55mm	
	✓	✓	6.5mm	0.55mm	A selection of contemporary wood and stone designs featuring a natural texture with matte finish and subtle bevel.

New for  
2020

# Your floor, your way.

New for 2020, our updated Van Gogh range moves towards providing a range of colourways available in both gluedown and rigid core. By offering the same designs in both gluedown and rigid core fixing types to our Van Gogh range, you can now pick your favourite design and the fixing type you need for installation without compromise.




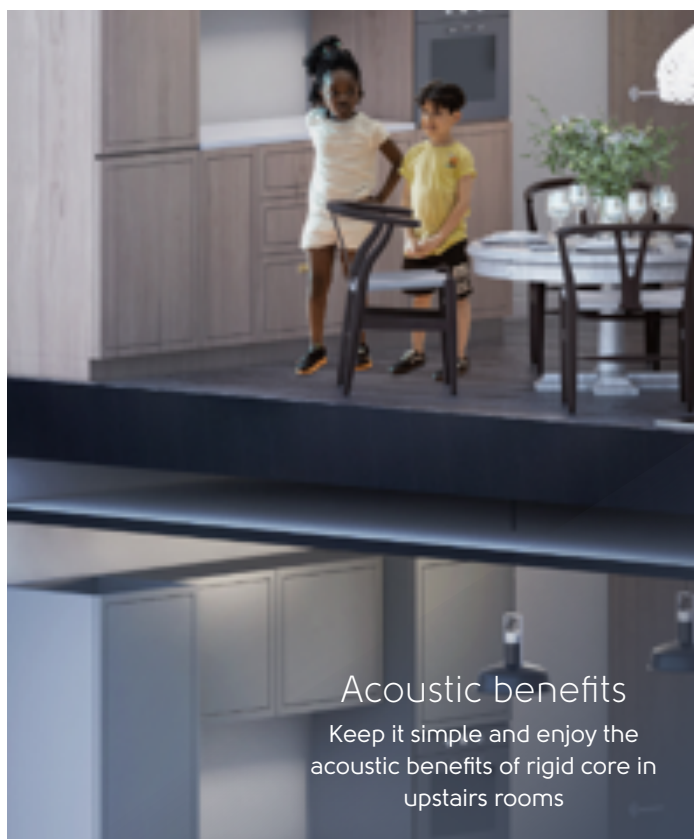
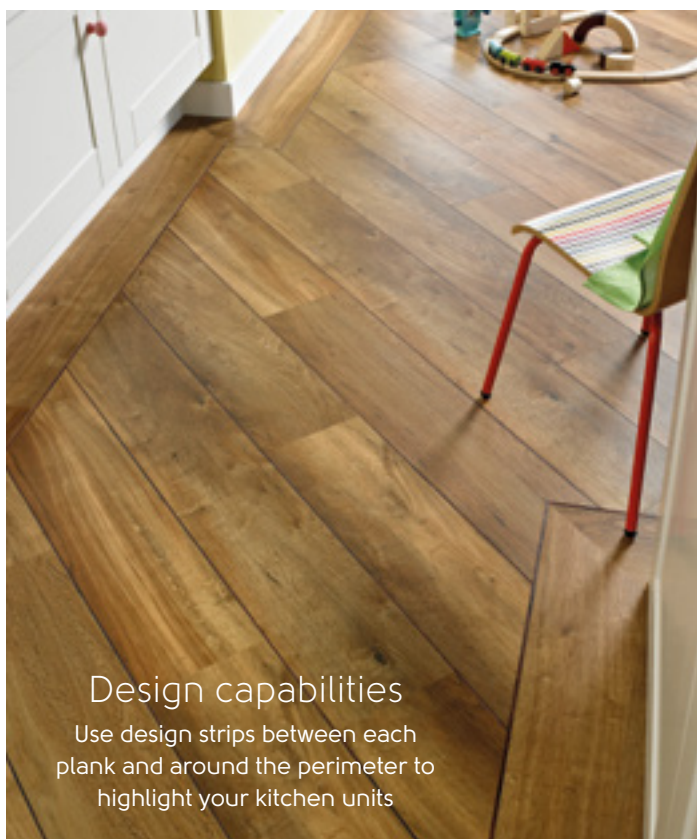
## No need to compromise

As many of our Van Gogh designs are available in both gluedown and rigid core, you can now pick your favourite colour and the perfect fitting format for your space without compromise.



## Flexibility

Create intricate patterns and designs in your favourite colour with complementary design components to create a floor that is personalised to you. Take the same colour and the acoustic benefits of rigid core to continue your design throughout the upstairs of your home.



New for  
2020

Van Gogh

RIGID CORE  
GLUEDOWN

## Inspired by European oaks...

Our product designers selected these European oak boards for their mix of flowery and straight grain boards. Our brushed oak designs have been made up from a hand-selected combination of these boards, which were then brushed to highlight the interesting grain pattern.

The final colours of our Grey Brushed Oak, Warm Brushed Oak and Golden Brushed Oak were created using a mix of hard wax oils and offer a perfect backdrop for any room.

The subtle texture of the original planks has been highlighted with our new natural wood grain emboss adding a subtle layer of detail to the individuality of this product.

Warm Brushed Oak  
VGW121T | VGW121T-RKP - page 82



### Natural Wood Grain Emboss

A selection of our Van Gogh designs have been finished with a handcrafted emboss accentuating the natural look and feel of the wood that inspired it.

Look out for our natural wood grain icon to see which of our designs benefit from this natural finish.




# What is Designflooring?

The beauty of Karndean is that you can take any of our products and, with a little imagination, create your own design within minutes.

When deciding which Karndean flooring you want to use, the advice we always give is to make sure you consider what is going to tie everything together and make most of the space. Look at the cabinets, the wallpaper, countertops, furniture and use these different elements to help you to decide which type of flooring is going to look best.

See page 166 for our fold-out guide to **Designflooring Components**.



## Wood

Let's look at one of our Knight Tile wood products, **KP94 Pale Limed Oak**



*You can simply lay it straight to create a traditional plank floor.*



*Or try a twist and lay it on a 45 degree diagonal.*



*Perhaps add a design strip to frame the edges of your room.*




*Or add a border for that wow factor.*



■ Honed Oyster Slate **ST17** with DS12 3mm design strip and Windsor border - page 114

# Stone

Using one of our Knight Tile stone products, **ST16 Grey Riven Slate**



*Tiles can be laid directly edge-to-edge for a full stone effect.*



*Or add a design strip for a grout effect. Either in a brick bond pattern.*



*Or create a herringbone pattern.*



*Add a border to complete the look.*

## Take the example of a kitchen installation

The first decision is: **wood or stone?**

If your countertops are wood butcher block, you could opt for a wood design in the same shade or a contrasting shade. However, in this case, as there is a lovely mottled cream and grey granite to work with, we felt that stone was the way to go.



Next we needed to pick our

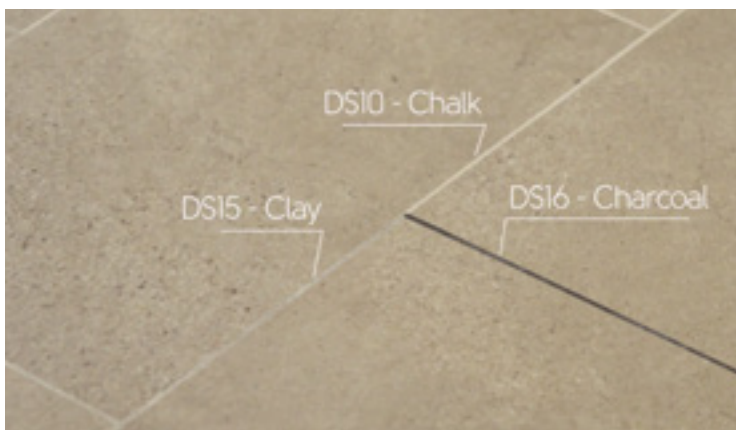
## main floor tile

and for this kitchen we decided on Knight Tile's Portland Stone as it highlighted the robin's egg blue of the cabinets and the grey and black specks in the countertop. Visually, the rectangular shape helps to make the space look wider.



Once the main floor is chosen you can then start the fun part of choosing your

## design components.



As this is a stone design, we first considered whether or not we wanted to add a strip. You can go without, however a strip makes more of a statement so we definitely wanted one.

We narrowed it down to three:

**DS15 Clay, DS16 Charcoal and DS10 Chalk.**

We decided on DS10 as it is smooth with minimal texture and the white gives a clean and minimalistic finish to the floor.

You could lay the floor straight with the strip.





But for this floor we went for a brick laid effect to add more visual interest in the space.

Now this floor could be finished, but...

## we weren't quite done yet!

We offer ready made borders that go perfectly with these tiles.

With three borders to choose from, we opted for the Light Mosaic border to keep the space nice and light. It really worked and is the perfect finishing touch to this space.



With Karndean it's not just about laying the floor, but also how you design it.

Just by reading the space and paying attention to detail, it's easy to create a stylish look that is unique to your home.

# Karndean in the Kitchen

The kitchen is the hub of the home and without a doubt the room where your floor works hardest. From accidental food and drink spills to the hustle and bustle of rushed mornings, parties and gatherings, your kitchen floor has to put up with a lot. A Karndean floor in your kitchen not only looks great, it's also easy to clean and hygienic.



## Zone open plan spaces

Use our matching plank and parquet designs to create different zones within open plan kitchen and living spaces. The use of multiple formats of the same design will subtly create different living spaces, whilst keeping the whole space uniform.

■ Mountain Oak RL22 | SM-RL22 - pages 41/37

## Define island units

Create a feature of kitchen cupboards and island units by framing them with simple design strips or co-ordinating decorative borders.



■ Prairie Oak RL20 - page 41



■ Cubix KAL03 with ■ Canberra LM06  
- page 122



## Make a style statement

Demonstrate uninterrupted style with large plank options to create a striking foundation to kitchens with space in abundance.



□ Raven Oak **LLP302** - page 139



■ Baltic Mistral Oak **RKP8112** - page 160



## Classic grouted tiles

Add complementary design strips to define each tile creating a 'grouted' effect.

■ Fumo **SP216** - page 100



■ Eisen **CER13** - page 73



■ Bath Stone **ST12** - page 116

# Karndean in the Bathroom

Karndean Designflooring is warm underfoot and waterproof, making it ideal for your bathroom. With Karndean, you can achieve the look you want but without the practical limitations of natural stone and wood, meaning your bathroom floor will remain in great condition for many, many years to come.

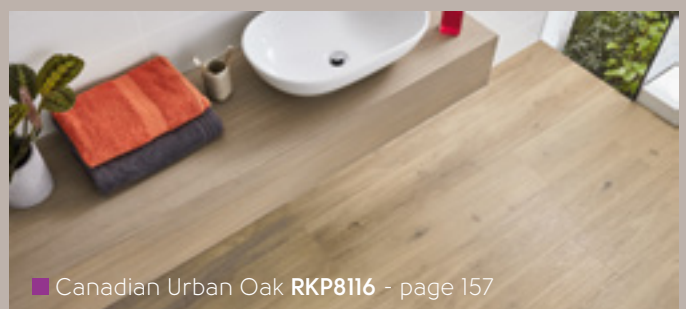

## Classic monochrome

For a timeless chequerboard style, mix contrasting tiles to create a backdrop for your bathroom.



## Enhance large spaces

To emphasise the feeling of space in spacious bathrooms, look to our range of planks featured in sizes up to 1.5 metres.



## Use bold, striking patterns

Using our modern take on classic shapes and designs, you can create a floor completely bespoke to you.



■ Clifton **CLIF-04** - page 131




■ Hexa **KAL09** - page 124



## Define each tile

Add complementary design strips to create a classic 'grouted' tile effect.

■ Black Riven Slate **ST15** - page 119



■ Fumo **SM-SP216** - page 99



■ Jersey **LM01** - page 59

# Karndean in the Living room


A living room is a space with so many different functions. From a quiet, cosy reading space to a place where you can gather with friends to watch the game, your living room needs to be functional, but it also needs to look great and reflect your unique style. A Karndean floor in your living room can help you achieve all this and still make a real statement. Durable yet stylish, let us inspire you...

## Add visual interest over a large area


Try laying full size and small planks in a herringbone pattern, or try our Apex design from the Kaleidoscope range, for a traditional twist to modern living areas.



■ Grey Brushed Oak **SM-VGW120T** - page 81




■ American Oak **RP11** - page 62



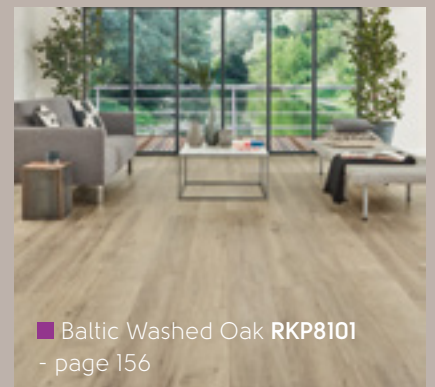
■ Lime Washed Oak **SM-KP99** - page 12

## Large space, large planks

To emphasise the feeling of space in living areas, look to our range of large planks featured in sizes up to 1.5 metres.




■ Warm Brushed Oak **VGW121T** - page 82



■ Baltic Washed Oak **RKP8101**  
- page 156

## Create a backdrop for bold colours

Let your bold, bright accessories stand out by creating a subtle backdrop using a cool, neutral floor.



■ Lime Washed Oak SM-KP99  
- page 12



■ Washed Scandi Pine KP132 - page 104



■ Natural Prime Oak VGW115T - page 9

## Let the floor be the feature

Contrast subtle, neutral wall and furnishings with a bold, striking floor for a completely unique living area.



■ Lansdown LANS-02 - page 133



■ Classic Hickory EW13 - page 47

# Wood at a glance - all ranges

Art Select

Da Vinci

Van Gogh

Opus

Knight Tile


LooseLay

Korklok

 KPI32 pg 104	 SM-KPI32 pg 105	 LLP311 pg 139	 KPI33 pg 105	 VGW107T (-SCB) pg 82	 LLP306 pg 138	 WP422 pg 93	 VGW80T pg 79
 KPI05 pg 105	 KPI36 pg 106	 WP423 pg 93	 SM-RL22 pg 37	 VGW120T (-RKP) pg 81	 SM-KP99 pg 107	 WP418 pg 93	 SM-VGW120T (-RKP) pg 80
 RKP8105 pg 157	 LLP95 pg 143	 VGW115T (-SCB) pg 82	 RL22 pg 41	 RKP8117 pg 159	 AP01 pg 37	 LLP94 pg 143	 SM-KPI38 pg 105
 LLP308 pg 139	 KPI38 pg 106	 VGW110T (-SCB) pg 78	 VGW84T pg 82	 VGW85T (-SCB) pg 82	 LLP113 pg 143	 RL01 pg 42	 SBW-RL01 pg 37
 KP51 pg 106	 RP97 pg 64	 WP411 pg 94	 LLP92 pg 142	 RKP8103 pg 158	 LLP310 pg 139	 LLP108 pg 143	 RP102 pg 63
 SM-KP94 pg 109	 SM-RL23 pg 37	 RKP8116 pg 157	 KP95 pg 108	 WP314 pg 12	 RP11 pg 62	 LLP317 pg 140	 KP94 pg 106
 VGW121T (-RKP) pg 82	 SM-VGW121T (-RKP) pg 83	 EW13 pg 47	 LLP105 pg 143	 RKP8111 pg 158	 RP90 pg 63	 EW10 pg 47	 LLP101 pg 144
 RL23 pg 41	 RP98 pg 63	 VGW94T pg 86	 VGW52T pg 84	 RP103 pg 63	 KP40 pg 109	 LLP305 pg 140	 KP39 pg 109
 RKP8115 pg 158	 LLP109 pg 145	 LLP97 pg 144	 RP104 pg 67	 VGW53T pg 84	 KP91 pg 109	 RP91 pg 64	 WP412 pg 93
 LLP103 pg 144	 RL02 pg 42	 KP97 pg 109	 AP06 pg 39	 HC02 pg 44	 VGW86T pg 87	 VGW93T pg 87	 KP67 pg 109




# Stone at a glance - all ranges



■ Grey Riven Slate **ST16** with DS12 3mm design strip and Windsor border - page 117



Art Select Da Vinci Opus Knight Tile LooseLay Korlok



If you are looking for something completely different, look to our Kaleidoscope range. Kaleidoscope by Karndean Designflooring features a wide array of hues, shapes and patterns including cubes, hexagons and woven designs, all carefully crafted by our in-house product designers to offer 3D impact, movement or visual contrast.



Designed to give the opulent look of classic geometric tiles, the Heritage Collection features striking monochrome designs to beautifully blended traditional patterns, the collection reflects both the classic elegance of historic homes and the boldness of contemporary trends. Ideal for recreating the original character of elegant period interiors or for a contemporary statement look, the collection features a tasteful mix of shades that can be used to create a totally individual look.





Full of charm and character, our premium Art Select wood collection brings the natural beauty of real wood to life in your home.

Through meticulous attention to detail and careful selection of some of the most beautiful and inspiring natural woods, our Art Select wood collection includes our most intricate designs and realistic embosses. Each plank is handcrafted to reflect the unique grains, knots and textures of natural wood, but unlike real wood, we're able to design a floor that's not only beautiful and realistic, but is also practical.

Everything that a beautiful wood floor should be, and so much more, each of our Art Select woods tells its own story.

# Art Select Wood



Art Select

GLUEDOWN

# Art Select Parquet

Inspired by traditional parquetry, we've taken classic parquet and crafted a collection that will transform any room in your home with our most intricate and elegant oak designs. Charming and sophisticated, our parquet flooring can be arranged in a variety of patterns. Make the most of open plan living spaces and 'room to room' layouts by teaming our stunning Art Select Parquet designs with their matching full length planks.




Storm Oak **SBW-RL12** with DS10 3mm and DS12 5mm design strips



Spring Oak **SBW-RL01** with DS06 5mm design strip



Mountain Oak **SM-RL22**



Savannah Oak **SM-RL23**



Blond Oak **AP01** and Spring Oak **RL01** with DS05 3mm, DS01 10mm and RL01 30mm design strips

For a full **Product overview** of Art Select Wood, see page 178.

See page 171 for our fold-out guide to **Designflooring components** to create your own designflooring style.

Art Select

GLUEDOWN





Auburn Oak AP02 with DS07 5mm design strip



Spanish Cherry AP05



**Comfortable underfoot**

Our products are softer and warmer underfoot than natural wood and stone flooring.



Morning Oak AP06 | HC02 with DS06 10mm design strip



Storm Oak AP07



Black Oak AP03

For a full **Product overview** of Art Select Wood, see page 178.

See page 171 for our fold-out guide to **Designflooring components** to create your own designflooring style.

Art Select

GLUEDOWN

# Art Select Oak Royale

Inspired by the natural warmth of traditional oak flooring, our Oak Royale collection is one of a kind, featuring an array of realistic grains and wide range of colour hues. This beautiful collection offers some of our most intricate designs featuring realistic grain and knot details and a gently rippled handscraped texture, to create a truly authentic look.

Glacier Oak **RL21** with DS10 and DS12 3mm design strips





Savannah Oak **RL23**



Mountain Oak **RL22** with DS04 3mm design strip



Why not add a decorative border to your floor? See page 171 for more information.



Prairie Oak **RL20** with Quadrant border



Storm Oak **RL12**

For a full **Product overview** of Art Select Wood, see page 178.

See page 171 for our fold-out guide to **Designflooring components** to create your own designflooring style.



Spring Oak **RL01** with DS05 and DS02 5mm design strips



Spanish Cherry **RL05**



**Lifetime guarantee**

Designed to give you peace of mind, every Karndean floor is guaranteed to last for years to come.



Summer Oak **RL02**

For a full **Product overview** of Art Select Wood, see page 178.

See page 171 for our fold-out guide to **Designflooring components** to create your own designflooring style.





Art Select

GLUEDOWN

# Art Select Oak Premier

Full of warm, variable tones and crafted to match the traditional look of real oak flooring, each of our Oak Premier designs will create a really homely, classic look in any space.

Morning Oak HC02



Dawn Oak HC01



Dusk Oak HC03



**Comfortable underfoot**

Our products are softer and warmer underfoot than natural wood and stone flooring.



Midnight Oak HC06

For a full **Product overview** of Art Select Wood, see page 178.

See page 171 for our fold-out guide to **Designflooring components** to create your own designflooring style.



Art Select

GLUEDOWN

# Art Select Handcrafted

Our Handcrafted collection features three designs in warm and inviting finishes. Our original hickory planks have been delicately created with a registered emboss to follow the exact grain and knot details of the design. Our Classic Hickory design features intense colour variation, while an exclusive emboss reproduces the characteristic saw marks and texture of the original planks. Faithfully replicating the unique array of cracks and blemishes of aged timbers, our Reclaimed Chestnut design has a subtle matte finish for an eclectic, rustic appearance.



Classic Hickory EW13 with DS06 10mm design strip



Vintage Hickory EW12



#### K-Guard+

For scuff and stain resistance, K-Guard+ ensures there is no need for an additional surface treatment following installation.



Natural Hickory EW10

For a full **Product overview** of Art Select Wood, see page 178.

See page 171 for our fold-out guide to **Designflooring components** to create your own designflooring style.



Reclaimed Chestnut EW21



Hickory Peppercorn EW02 with DS02 10mm design strip



**Lifetime guarantee**

Designed to give you peace of mind, every Karndean floor is guaranteed to last for years to come.



Hickory Nutmeg EW03

For a full **Product overview** of Art Select Wood, see page 178.

See page 171 for our fold-out guide to **Designflooring components** to create your own designflooring style.









Effortlessly stylish and one of a kind, our premium Art Select stone collection brings the natural beauty of travertine, slate, marble and limestone to life in your home.

Expect our most authentic designs and realistic embosses, handcrafted to reflect the unique patterns and textures of real stone.

Precious and individual, each of our Art Select stones tells its own story.

Art Select  
**Stone**



Art Select

GLUEDOWN

# Art Select Travertine

Inspired by tumbled travertine, our stone designs feature delicate tones and a soft mottled pattern that adds interest and complexity. Each colour is available in two size formats, for seamless integration that will help define an area without the requirement of physical divide, taking your interior design one step further.



Caldera **LM08** with DS13 3mm design strip



Caldera **LM28** and **LM08**



Gallatin **LM09** with DS15 3mm design strip



Gallatin **LM29**



Washburn **LM07** with DS10 3mm design strip

For a full **Product overview** of Art Select Stone, see page 181.

See page 171 for our fold-out guide to **Designflooring components** to create your own designflooring style.



Art Select

GLUEDOWN

# Art Select Slate

Our bold and versatile slates will add architectural emphasis and clarity to any interior, whether traditional or contemporary. Handcrafted to offer the same intricate hues and textures of real slate, without the natural drawbacks, our designs are available in extra-large rectangular tiles and traditional random panel designs.




Corris **LM22** with DS10 3mm design strip



Oakeley **LM11**



Oakeley **LM21** with DS10 3mm design strip



Corris **LM12**



Canberra **LM06** with DS15 3mm design strip

For a full **Product overview** of Art Select Stone, see page 181.

See page 171 for our fold-out guide to **Designflooring components** to create your own designflooring style.

Art Select

GLUEDOWN

# Art Select Marble

Create a truly classic look with our stunning Marble designs. The range features elegant black and white tiles that can be used on their own, as a chequerboard design or with classic clipped corners. For something different our discreet acid marble design, Ashford, comes in a stunning random panel layout.






Fiore LM16



Otono LM15 and Fiore LM16



Ashford LM10



Otono LM15



Fiore LM16-CLIP

For a full **Product overview** of Art Select Stone, see page 181.  
See page 171 for our fold-out guide to **Designflooring components** to create your own designflooring style.



Art Select

GLUEDOWN

# Art Select Limestone

A simple way of breathing fresh air into your home is with our natural limestone range. With rich organic hues, our Limestone designs bring both a calming and indulgent ambience. Each design comes in a beautiful random panel layout that will add interest to any space.



Alderney LM03



Herm LM20

**Sample Service**  
**Can't decide?** Try a sample in the comfort of your own home. Order online or visit a retailer or our showroom to pick out your favourites. See page 174.



Guernsey LM02



Jersey LM01





Each of our Da Vinci planks feature a wide bevelled edge and light surface finish, creating a traditional look with a modern twist heavily influenced by reclaimed materials and the aging processes applied to achieve a rustic finish.

With a wide range of colours and designs, from the pale tones of American Oak to the richness of Australian Walnut, there's something to suit any decor.

Da Vinci  
**Wood**

Da Vinci

GLUEDOWN

American Oak RPII



Natural Oak **RP102** with DS05 10mm design strip




Harvest Oak **RP103**



Limed Linen Oak **RP98**



Fresco Light Oak **RP90** with DS06 10mm design strip



Limed Silk Oak **RP96**

For a full **Product Overview** of Da Vinci Wood, see page 179.

See page 171 for our fold-out guide to **Designflooring components** to create your own designflooring style.



Kenyan Tigerwood RP73




Coastal Driftwood RP100



Limed Jute Oak RP97



Arno Smoked Oak RP92 with DS02 5mm design strip

 **K-Guard+**  
For scuff and stain resistance, K-Guard+ ensures there is no need for an additional surface treatment following installation.



Lorenzo Warm Oak RP91





Da Vinci

GLUEDOWN

Double Smoked Acacia RP105



Limed Cotton Oak **RP99**



Beach Driftwood **RP101**



Single Smoked Acacia **RP104**



Australian Walnut **RP41** with DS01 5mm design strip



Scorched Oak **RP94**

For a full **Product Overview** of Da Vinci Wood, see page 179.

See page 171 for our fold-out guide to **Designflooring components** to create your own designflooring style.





Our Da Vinci collection offers the rich textures of natural stone, weathered steel, woven fabric and more, all with a comforting warmth unique to Karndean Designflooring.

The wide bevel adds definition to each tile and our range of complementary borders and design strips provide the perfect finishing touch.

# Da Vinci Stone

Da Vinci

GLUEDOWN



Dune CER15 with AF06 3mm design strip and Davyne border



Alabaster **CC04** with DS14 3mm design strip



Bluff **CER18** with DS15 and AF06 3mm design strips



Sienna Limestone **LST02**



**Comfortable underfoot**

Our products are softer and warmer underfoot than natural wood and stone flooring.



Piazza Limestone **LST03** with DS15 3mm design strip



Spirito Limestone **LST04** with DS10 3mm design strip



Santi Limestone **LST05** with DS10 3mm design strip and Canterbury border

For a full **Product Overview** of Da Vinci Stone, see page 182.


See page 171 for our fold-out guide to **Designflooring components** to create your own designflooring style.



Sable CER16 with AF06 3mm grout strip and Davyne border



Why not add a decorative border to your floor? See page 171 for more information.



Cambric CER20 with Kousa border



Drift CER17 with DS12 3mm design strip



**Waterproof**

Karndean's waterproof floors stand up to spills of all sizes and won't swell, crack or warp when wet.



Cambric CER20



Burnet CER19 with DS12 3mm design strip and Kousa Framed border

For a full **Product Overview** of Da Vinci Stone, see page 182.

See page 171 for our fold-out guide to **Designflooring components** to create your own designflooring style.





Da Vinci

GLUEDOWN


Noir **CK25** with DS18 3mm design strip



Iron Ore **CER12** with AF07 3mm grout strip



Molten **CER11**



Carbon **CER14** with Accent border



Graphite **CC06** with DS17 3mm and 5mm design strips



Sindon **CER21** with DS12 3mm design strip

For a full **Product Overview** of Da Vinci Stone, see page 182.

See page 171 for our fold-out guide to **Designflooring components** to create your own designflooring style.





Taking inspiration from many wood species found around the world our Van Gogh range offers a wide range of designs to choose from. With products inspired by European oaks to reclaimed, salvaged timbers there is a design to suit both contemporary and rustic interiors alike.

Every Van Gogh plank has a detailed wood grain texture, enhancing the colour and pattern of the product. The larger plank sizes compliment these tactile surfaces to create the look and feel of a true timber floor.

Many of our Van Gogh designs are now available in gluedown and rigid core.

Look out for the rigid core icon to see which ones.



Learn more about each format on pages 10 and 14.

# Van Gogh Wood

Van Gogh

RIGID CORE  
GLUEDOWN



Greige Oak VGW110T | VGW110T-SCB





White Washed Oak **VGW80T**



Misty Grey Oak **VGW112T** | **VGW112T-SCB**  
with DS10 and DS12 3mm design strips



Light Distressed Oak **VGW111T** with DS06 3mm design strip



**Multi-format**

Look for the icon to see which products are available in rigid core. Discover the benefits of rigid core on page X.



Cool Grey Oak **VGW113T**

For a full **Product Overview** of Van Gogh Wood, see page 179.

See page 171 for our fold-out guide to **Designflooring components** to create your own designflooring style.



Shadow Oak VGW124T



Grey Brushed Oak  
SM-VGW120T | SM-VGW120T-RKP



 **Natural wood grain emboss**  
Our brushed oak designs have a new natural emboss that highlights the aesthetics and texture of the timber that inspired it.



Reclaimed Redwood VGW99T



Aged Redwood VGW100T



Nimbus Oak VGW125T

For a full **Product Overview** of Van Gogh Wood, see page 179.

See page 171 for our fold-out guide to **Designflooring components** to create your own designflooring style.





Grey Brushed Oak VGW120T | VGW120T-RKP



Blush Oak VGW107T | VGW107T-SCB



Warm Brushed Oak  
VGW121T | VGW121T-RKP



Birch VGW84T



French Oak VGW85T | VGW85T-SCB



Natural Prime Oak  
VGW115T | VGW115T-SCB



**Comfortable underfoot**

Our products are softer and warmer underfoot than natural wood and stone flooring.

For a full **Product Overview** of Van Gogh Wood, see page 179.

See page 171 for our fold-out guide to **Designflooring components** to create your own designflooring style.



Warm Brushed Oak SM-VGW12IT | SM-VGW12IT-RKP



Auckland Oak VGW52T



Country Oak VGW81T | VGW81T-SCB



**Multi-format**

Look for the icon to see which products are available in rigid core. Discover the benefits of rigid core on page 14.



Wellington Oak VGW53T



Golden Brushed Oak SM-VGW122T | SM-VGW122T-RKP



For a full **Product Overview** of Van Gogh Wood, see page 179.

See page 171 for our fold-out guide to **Designflooring components** to create your own designflooring style.



Van Gogh

RIGID CORE  
GLUEDOWN





Distressed Oak **VGW82T** | **VGW82T-SCB**  
with DS06 3mm design strip



Hessian Oak **VGW93T** with DS06 10mm design strip



Burnt Ginger **VG5-7**



Frosted Birch **VGW83T**



Classic Oak **VGW86T** | **VGW86T-SCB**



For a full **Product Overview** of Van Gogh Wood, see page 179.

See page 171 for our fold-out guide to **Designflooring components** to create your own designflooring style.



Salvaged Barnwood  
VGW123T | VGW123T-RKP



Charred Oak VGW102T

### Sample Service


**Can't decide?** Try a sample in the comfort of your own home. Order online or visit a retailer or our showroom to pick out your favourites. See page 174.



Walnut VGW87T



Smoked Oak VGW70T



Ebony VGW89T

For a full **Product Overview** of Van Gogh Wood, see page 179.

See page 171 for our fold-out guide to **Designflooring components** to create your own designflooring style.







Our Opus collection brings you a fresh, modern feel in some of our largest plank sizes. The wide range of tones and mix of surface finishes combined with clean lines means you can achieve a sense of simplicity and visual space whatever your colour scheme.

Opus  
Wood

Opus  
GLUEDOWN



Fabrica **WP419** with DS10 3mm design strip



For a full **Product Overview** of Opus Wood, see page 180.

See page 171 for our fold-out guide to **Designflooring components** to create your own designflooring style.



Niveus WP411



Ignea WP313



Magna WP413



Grano WP311



### Child friendly

Karndean floors offer children a safe and comfortable space to play, and parents a durable, easy-to-clean surface.



Carbo WP318


For a full **Product Overview** of Opus Wood, see page 180.

See page 171 for our fold-out guide to **Designflooring components** to create your own designflooring style.









Our Opus collection includes a range of contemporary stone effects available in some of our largest tile sizes. The smoother surface and range of colours create a really clean, modern look to suit most spaces. Add complementary design strips between tiles for a realistic grout effect.

Opus  
**Stone**





Mico **SP211** with AF06 3mm grout strip



Solis **SP112** with AF04 3mm grout strip



Terra **SP212** with AF06 3mm grout strip




### Waterproof

Karndean's waterproof floors stand up to spills of all sizes and won't swell, crack or warp when wet.



Argento **SP217** with DS10 3mm design strip



Fumo **SM-SP216** with DS12 3mm design strip



Argento **SM-SP217** with DS10 3mm design strip

For a full **Product Overview** of Opus Stone, see page 183.

See page 171 for our fold-out guide to **Designflooring components** to create your own designflooring style.



Urbus **SP213** with AF05 3mm grout strip



Fumo **SP216** with DS12 3mm design strip

### Sample Service

**Can't decide?** Try a sample in the comfort of your own home. Order online or visit a retailer or our showroom to pick out your favourites. See page 174.



Forma **SP214** with AF02 3mm grout strip



Ombra **SP114** with DS12 3mm design strip



Lutum **SP218** with AF01 3mm grout strip




Nero **SP115** with AF01 3mm grout strip

For a full **Product Overview** of Opus Stone, see page 183.

See page 171 for our fold-out guide to **Designflooring components** to create your own designflooring style.





A top-down view of a light-colored wooden floor. A beige, textured cushion is placed on the floor. In the center, there are two open paint cans, one white and one pink, with a wooden-handled brush resting on top of them. In the foreground, there is a ceramic bowl with a red floral pattern and a matching lid.

Our Knight Tile wood collection offers our widest range of planks at our most affordable prices, ensuring there's something for everyone. Choose from a variety of design strips and borders to personalise your space.


# Knight Tile Wood

Knight Tile  
GLUEDOWN




Washed Scandi Pine **KPI32** with DS12 3mm design strip



Washed Scandi Pine **SM-KP132**Grey Scandi Pine **KP131****Comfortable underfoot**

Our products are softer and warmer underfoot than natural wood and stone flooring.

White Painted Oak **KP105**Grey Limed Oak **SM-KP138**Natural Scandi Pine **KP133**Lime Washed Oak **KP99**

For a full **Product Overview** of Knight Tile Wood, see page 180.

See page 171 for our fold-out guide to **Designflooring components** to create your own designflooring style.



Coastal Sawn Oak **KP136**



Pale Limed Oak **KP94**



Grey Limed Oak **KP138** with DS16 3mm design strip



Light Worn Oak **KP104**



Arctic Driftwood **KP51**

For a full **Product Overview** of Knight Tile Wood, see page 180.

See page 171 for our fold-out guide to **Designflooring components** to create your own designflooring style.



Knight Tile

GLUEDOWN





Aran Oak **KP67** with DS01 10mm design strip



Pale Limed Oak **SM-KP94** with Quadrant border




Classic Limed Oak **KP97** with DS06 3mm design strip



Victorian Oak **KP91**



American Oak **KP40**



Warm Oak **KP39**

For a full **Product Overview** of Knight Tile Wood, see page 180.


See page 171 for our fold-out guide to **Designflooring components** to create your own designflooring style.



Urban Spotted Gum **KP141**



Mid Brushed Oak **KP102**



Tudor Oak **KP38**



Mid Limed Oak **KP96**



Mid Worn Oak **KP103** with DS07 3mm design strip

For a full **Product Overview** of Knight Tile Wood, see page 180.

See page 171 for our fold-out guide to **Designflooring components** to create your own designflooring style.



Aged Oak KP98 with DS07 3mm design strip







In our Knight Tile collection, you'll find a great selection of effects and styles to suit your needs, at our most affordable prices. Each colour and design reflects a wide range of natural materials from classic pale to contemporary dark stones for any space in your home.

Knight Tile  
**Stone**


Knight Tile

GLUEDOWN

Honed Oyster Slate **ST17** with DS12 3mm design strip




Cara **T98** with DS14 3mm design strip



Balin Stone **ST8** with DS14 3mm design strip

### Sample Service

**Can't decide?** Try a sample in the comfort of your own home. Order online or visit a retailer or our showroom to pick out your favourites. See page 174.



Carrara **T90**



York Stone **ST11** with DS10 3mm design strip

For a full **Product Overview** of Knight Tile Stone, see page 183.

See page 171 for our fold-out guide to **Designflooring components** to create your own designflooring style.



Soapstone **ST5** with DS05 3mm design strip



Portland Stone **ST13** with DS10 3mm design strip and Dark Mosaic border



Damas Stone **ST10** with DS16 3mm design strip



Why not add a decorative border to your floor? See page 171 for more information.



Bath Stone **ST12** with DS10 3mm design strip

For a full **Product Overview** of Knight Tile Stone, see page 183.

See page 171 for our fold-out guide to **Designflooring components** to create your own designflooring style.



Grey Riven Slate **ST16** with DS10 3mm design strip

Knight Tile

GLUEDOWN

Cumbrian Stone ST14 with DS10 3mm design strip and Dark Mackintosh border



Jura **T101** with DS14 3mm design strip and Portobello border



Onyx **T88** with DS17 3mm design strip



Black Riven Slate **ST15** with DS12 3mm design strip



Orkney **T100** with DS10 3mm design strip



Midnight Black **T74** with DS17 3mm design strip



### K-Guard+

For scuff and stain resistance, K-Guard+ ensures there is no need for an additional surface treatment following installation.

For a full **Product Overview** of Knight Tile Stone, see page 183.

See page 171 for our fold-out guide to **Designflooring components** to create your own designflooring style.







Our Kaleidoscope range can help you achieve 3D impact, movement and visual contrast, allowing shapes and patterns to work in both small and large spaces alike. Each geometric floor has been cleverly cut from our authentic wood and stone designs.





Pyramid KAL01 with ■ Frosted Birch VGW83T



Cubix KAL02



Cubix KAL13



#### Comfortable underfoot

Our products are softer and warmer underfoot than natural wood and stone flooring.



Pyramid KAL01



Hexa KAL09




Hexa KAL08



Apex KAL14



Apex KAL06

 **Easy to clean and look after**  
A sweep and mop with Karndean Clean is all you need to keep your Karndean floor looking great.









Woven **KAL12** with **Grano WP311** and Domino border



Marrakesh **SP220**



Why not add a decorative border to your floor? See page 184 for more information.




Pennon **KAL04**



Tripoint **KAL10**



Casablanca **SP219**



Half Pennon **KAL05**







Designed to give the opulent look of classic geometric tiles, the Heritage Collection features striking monochrome designs to beautifully blended traditional patterns. The collection reflects both the classic elegance of historic homes and the boldness of contemporary trends. Ideal for recreating the original character of elegant period interiors or for a contemporary statement look, the collection features a tasteful mix of shades that can be used to create a totally individual look.

*Heritage*  
Collection

Heritage  
Collection

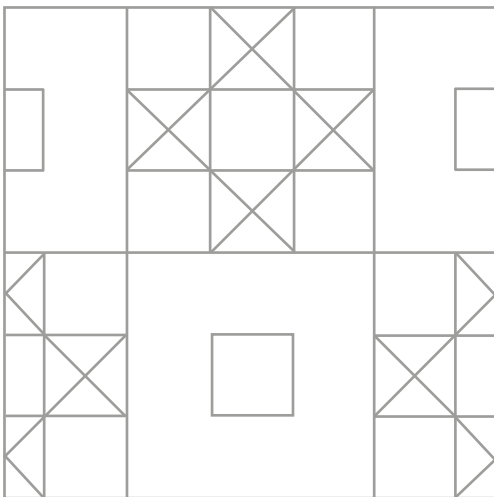
GLUEDOWN

Clifton CLIF-01

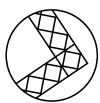




Clifton CLIF-04



**Clifton** is a timeless, classic pattern using square and triangular tiles to create a star and square effect. A pattern that looks stylish in traditional black and white, Clifton also offers calm neutral combinations in taupe or dove grey, or a contemporary mix of dove grey and azure blue shades balanced with soft-white and black highlights.




For a sophisticated finish around the edge of the room, why not choose a coordinating diamond decorative border?



Clifton CLIF-04



Mayfair **MAYF-01**




**Mayfair** is a traditional pattern frequently found in the entrance halls of Victorian homes and is offered in a classic colour combination of blue and terracotta or as a modern interpretation with a combination of shades of blue, crimson and gold.



**Lifetime guarantee**

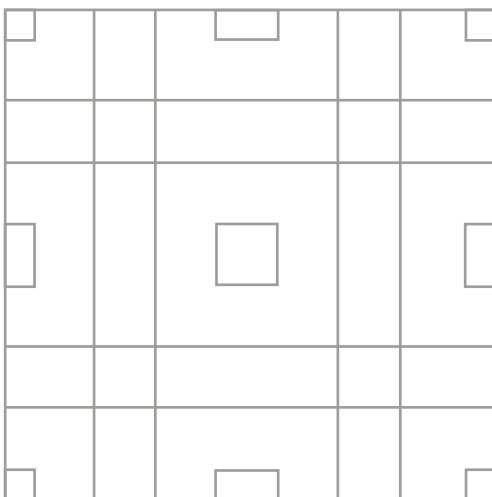
Designed to give you peace of mind, every Karndean floor is guaranteed to last for years to come.



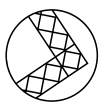
Mayfair **MAYF-01**



Lansdown LANS-02



**Lansdown** presents a clean and contemporary grid effect which looks stunning in a simple yet elegant black and white pattern or highlighted with a bold blue or green inset. For a more modern look, a softer, understated option is offered in a combination of dove grey and white.



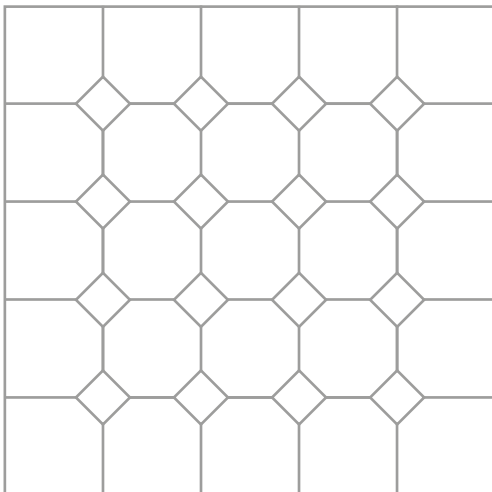
For a sophisticated finish around the edge of the room, why not choose a coordinating brick decorative border?



Lansdown LANS-02




Montpellier **MONT-06**



The opulent **Montpellier** mixes octagonal tiles with square insets in a contrasting shade for a neo-classical style. Presented in eight suggested colourways, traditional colours such as terracotta, black and white are combined for a classic look, or offered in a statement design with contemporary grey, pink, blue or taupe shades. For full selection see page 185.

### Sample Service

**Can't decide?** Try a sample in the comfort of your own home. Order online or visit a retailer or our showroom to pick out your favourites. See page 174.



Montpellier **MONT-07**

To view the full **range of colourways** available in the Montpellier design, see page 185.









Our Karndean LooseLay wood collection features a wide-ranging palette of colour, such as the distressed, grey hues of Hudson, the deep chocolate tones of Dover and the vibrant copper tones of Winchester. Choose from traditional oak looks, contemporary blends and exotic species, all with our K-Wave friction grip backing that makes Karndean LooseLay unique.

Karndean  
LooseLay  
**Wood**

Karndean  
LooseLay  
Longboard

LOOSE LAY

# Karndean LooseLay Longboard

Pearl Oak LLP306



Bleached Tasmanian Oak **LLP311**



Weathered Heart Pine **LLP304**



Champagne Oak **LLP310**



French Grey Oak **LLP308**



Raven Oak **LLP302**



Reclaimed Heart Pine **LLP305**



Character Walnut **LLP315**



Neutral Oak **LLP307**



**Quick and easy to install**

With its K-Wave friction grip backing, Karndean LooseLay is quick and easy to install.



Twilight Oak **LLP301**



Lemon Spotted Gum **LLP317**



Karndean  
LooseLay

LOOSE LAY

# Karndean LooseLay Wood

Country Oak LLP92



Cambridge LLP113



Vintage Timber LLP105



Ashland LLP95



Newport LLP94



Providence LLP108



**Acoustic qualities**

Reduces noise transfer to rooms below, making it perfect for upstairs bedrooms, playrooms or attic/loft conversions.



Traditional Oak LLP101



Winchester LLP97



Antique Timber LLP106



**Quick and easy to install**

With its K-Wave friction grip backing, Karndean LooseLay is quick and easy to install.



Hudson LLP99



Weathered Timber LLP103





Karndean  
LooseLay

LOOSE LAY





Dover LLP93



Heritage Oak LLP102



Boston LLP111



Rustic Timber LLP104



Burlington LLP110



Salem LLP96



Our Karndean LooseLay stone collection presents popular stone effects including travertine, concrete and slate, each in a large-format rectangular tile. Choose from plainer colour tones such as the light grey Colorado and the coffee hues of Arizona or introduce a striking statement with the bold colours of Georgia and Texas. Pennsylvania and Nevada offer a twist to traditional tile looks with their textile option.



## Karndean LooseLay Stone

Karndean  
LooseLay

LOOSE LAY





Texas LLT207

### Sample Service

**Can't decide?** Try a sample in the comfort of your own home. Order online or visit a retailer or our showroom to pick out your favourites. See page 174.



Georgia LLT206



Colorado LLT201

Karndean  
LooseLay

LOOSE LAY







Madison LLT203



Pennsylvania LLT204




**Waterproof**

Karndean's waterproof floors stand up to spills of all sizes and won't swell, crack or warp when wet.



Arizona LLT200





Our Korlok range features 1420mm x 225mm (56" x 9") planks with proprietary K-Core technology, a 5G® locking mechanism and a specially formulated acoustic backing.

Together these layers form a product that is strong and stable, and able to be installed quickly and easily over most existing hard floors, as well as over imperfect subfloors. Korlok offers impressive acoustic benefits in reducing noise transfer to rooms below.

Korlok  
**Wood**

Korlok

RIGID CORE



Baltic Washed Oak RKP8101



Canadian Urban Oak RKP8116



Washed Grey Ash RKP8104



### Acoustic qualities

Reduces noise transfer to rooms below, making it perfect for upstairs bedrooms, playrooms or attic/loft conversions.



Texas White Ash RKP8105



Baltic Limed Oak RKP8111



English Character Oak RKP8115

### Sample Service

**Can't decide?** Try a sample in the comfort of your own home. Order online or visit a retailer or our showroom to pick out your favourites. See page 174.



Warm Ash RKP8103



RIGID CORE  
Korlok



Baltic Mistral Oak RKP8112






Antique French Oak **RKP8110**



Smoked Butternut **RKP8107**





Our Korlok range features 457mm x 600mm (18" x 24") tiles with propriety K-Core technology, a 5G<sup>®</sup> locking mechanism and a specially formulated acoustic backing.

Together these layers form a product that is strong and stable, and able to be installed quickly and easily over most existing hard floors, as well as over imperfect subfloors. Korlok offers impressive acoustic benefits in reducing noise transfer to the rooms below.

Korlok  
**Stone**

Korlok

RIGID CORE



Volcanic Black RKT2406



Frosted Stone RKT2401



**Installs over most existing hard floors**

Korlok can be installed over most existing hard floor coverings.



Metro Grey RKT2403



Urban Grey RKT2402



■ Warm Brushed Oak SM-VGW12IT with SCO-VGW12IT

# Choosing design components

## Decorative borders

We offer a wide variety of decorative border designs to perfectly compliment your chosen floor. There are lots of pre-set designs to choose from, use the colourful range key and product code listings on the following pages to discover all of your options.

If you can't quite find a pre-set design to match your chosen floor; we also offer a custom design service if you would like a design in a colour not shown.

## Design strips

Our range of design strips are available in a variety of colours and widths, they are narrow pieces of luxury vinyl tile which can be put between our planks and tiles. They allow you to finish off the design of your floor with some realistic touches, such as adding a strip to create a grout effect between tiles, or between planks for a ship's decking effect.

These design strips can also be used to create a border frame your room. Use three or more strips to create a tramline border or keep it simple by using just one strip as a keyline border. Our brochure has examples throughout of how design strips can be used by themselves or in multiples to add a border around the room.

## Design features













































We also offer seven pre-designed features that can be combined with the majority of our floors to add a statement centrepiece to any room. See page "Your guide to" on page 169 for details.























# Your guide to decorative borders






Border		use with...	made up of...	width
Accent		CER14	CER14	1.5"
Bamboo		KP38	KP38/KP40	4"
Bamboo		KP39	KP39/KP38	4"
Bamboo		KP40	KP40/KP38	4"
Basque		CK25	CK25/DS18	6"
Block		RP41	RP41/DS01	3"
Block		ST5	ST5/DS04	4"
Canterbury		LST05	LST05/DS10	2"
Dark Mackintosh		ST13	ST14/ST13/DS10	2"
		ST14	ST14/ST13/DS10	2"
Dark Mosaic		ST13	ST13/ST14/T100/DS10	1"
		ST14	ST13/ST14/T100/DS10	1"
		T100	ST13/ST14/T100/DS10	1"
Davyne		CER15	CER15/AF06	3"
Davyne		CER15	CER16/CER15/AF06	3"
		CER16	CER16/CER15/AF06	3"
Diamond		T90	T90/T74	3"
Diamond		LM16	LM15/LM16	2.5"
Domino		KAL11	SP111/SP211	4"
		SP111	SP111/SP211	4"
Domino		KAL12	WP311/WP318	4"
		WP311	WP311/WP318	4"
Kousa		CER20	CER20/CER21	1.8"
Kousa Framed		CER19	CER19/DS12	3"
Light Mackintosh		ST13	ST13/ST14/DS10	2"
		ST14	ST13/ST14/DS10	2"



Border		use with...	made up of...	width
Light Mosaic		 ST11	ST11/ST12/ST13/DS10	1"
		 ST12	ST11/ST12/ST13/DS10	1"
		 ST13	ST11/ST12/ST13/DS10	1"
Mackintosh		 LST04	LST04/LST05/DS10	2"
		 LST05	LST04/LST05/DS10	2"
Mosaic		 LST03	LST03/LST04/LST05/DS10	1"
		 LST04	LST03/LST04/LST05/DS10	1"
		 LST05	LST03/LST04/LST05/DS10	1"
Portobello		 T101	T101/DS14	4"
Portobello		 ST5	ST5/DS15	4"
Quadrant		 RL20	RL20	2"
Quadrant		 RL21	RL21	2"
Quadrant		 RL22	RL22	2"
Quadrant		 RL23	RL23	2"
Quadrant		 CER13	CER13	2"
Quadrant		 KP94	KP94	2"
Quadrant		 KP138	KP138	2"
Weave		 KP40	KP32/KP38/KP40	4"
Windsor		 KP40	KP40/KP70	2"
Windsor		 ST15	ST15/DS12	2"
Windsor		 ST16	ST16/DS12	2"
Windsor		 ST17	ST17/DS12	2"
Windsor		 T88	T88/DS17	2"
Zigzag		 LM22	CC06/LM22/LM16	2.5"
		 CC06	CC06/LM22/LM16	2.5"

# Your guide to design strips

Design strip		compatible with	widths
Vanilla DS01		 Available for use with all our gluedown floors	3mm, 5mm and 10mm
Blond DS02			
Honey DS03			
Coffee DS04			
Russet DS05			
Chocolate DS06			
Ebony DS07			
Cocoa Cross Grain DS08			
Carbon Cross Grain DS09			
Chalk DS10			
Concrete DS12			
Sand DS13			
Stone DS14			
Clay DS15			
Charcoal DS16			
Silver DS17			
Frost DS18			
Kohl DS19			
White Linen DS21			

Grout strip		compatible with	widths
Beige AF06		 Available for use with Art Select**, Da Vinci** and Opus floors.	3mm and 5mm
Ivory AF05			
Taupe AF04			
Brown AF02			
Chestnut AF07			
Black AF01			

\* Due to Art Select and Da Vinci's bevelled edge, this strip can only be used along a cut edge as a keyline border.

\*\* Due to Art Select and Da Vinci's bevelled edge, these strips can only be used between planks or tiles and not along a cut edge.



We offer a range of design extras to help you personalise your gluedown floor. Throughout this brochure you will find examples of ways to use design strips, borders and features, to help create your own unique space.

This fold-out guide allows you to browse the brochure and view available design options at the same time, to help you decide which design strip and/or border will work best for you.

Some of our products are only available with certain design strips. This is because our products come in different thicknesses, so you need a design strip which matches the depth of the product.

The colourful key alongside each section of the fold-out refers to the product range the strips are available in. To find out if the product you are looking at will work with the design strip, match the colour of the range logo on the product page to the icon next to the design strip.

For more information and guidance about the numerous design options you can add to your space, or our custom design service, please speak to your nearest retailer.

Visit [www.karndean.com/far](http://www.karndean.com/far) and enter your postcode, or call our team on 01386 820200.

---

## Tips


- Lay planks on a 45 degree angle, or tiles in a diamond formation, to make narrow spaces such as hallways or bathrooms feel wider.
- Choose a contrasting strip colour to make the design of the product stand out.
- For more of a subtle addition, use a design strip in a similar colour to the main floor, but play around with laying patterns, letting design rather than colour become the feature.
- Borders don't have to just go around the edge of a room. Try using them in a large space or hallway to create the effect of a rug, with the border acting as the edge of the rug, or by placing it around a feature in the room, such as a kitchen island.

---


**Designflooring  
components**  
(Fold-out guide)

# Your guide to design features


## 1: Pick your favourite from our standard feature designs




Cartwheel




Celtic




Galaxy



Sun



Star



Cartwheel with border



Nexus

## 2: Choose your own colours

We recommend you make the background colour of your chosen feature the same as your floor, then choose remaining colours to coordinate with the finishes in your room.

## 3: Decide on a size

You can select the size of your feature to fit perfectly into any shape of room. Our features come in a standard 36" size, but can be scaled up or down to suit. Talk to your local retailer who can advise you on getting the right size for your space.
































## Looking for a bespoke design?

If you're looking for something a little bit different, you can design your own unique feature. Speak to your nearest retailer for help creating a truly custom floor for your home.

# Scotia & skirting boards

Add the finishing touch to your rigid core floor by adding one of our colour matched scotia's or white skirting boards around the edge of your room.

Cover the expansion gap between your floor and wall to give a seamless finish with a scotia simply fitted against your skirting board or place our white skirting boards over the top of your floor attaching it to the wall.


<b>SCO-RKP8101</b>	Baltic Washed Oak		<b>SCO-VGW81T</b>	Country Oak	
<b>SCO-RKP8103</b>	Warm Ash		<b>SCO-VGW82T</b>	Distressed Oak	
<b>SCO-RKP8104</b>	Washed Grey Ash		<b>SCO-VGW85T</b>	French Oak	
<b>SCO-RKP8105</b>	Texas White Ash		<b>SCO-VGW86T</b>	Classic Oak	
<b>SCO-RKP8107</b>	Smoked Butternut		<b>SCO-VGW107T</b>	Blush Oak	
<b>SCO-RKP8110</b>	Antique French Oak		<b>SCO-VGW110T</b>	Greige Oak	
<b>SCO-RKP8111</b>	Baltic Limed Oak		<b>SCO-VGW112T</b>	Misty Grey Oak	
<b>SCO-RKP8112</b>	Baltic Mistral Oak		<b>SCO-VGW115T</b>	Natural Prime Oak	
<b>SCO-RKP8115</b>	English Character Oak		<b>SCO-VGW120T</b>	Grey Brushed Oak	
<b>SCO-RKP8116</b>	Canadian Urban Oak		<b>SCO-VGW121T</b>	Warm Brushed Oak	
<b>SCO-RKP8117</b>	Canadian Nude Oak		<b>SCO-VGW122T</b>	Golden Brushed Oak	
<b>SCO-RKT2401</b>	Frosted Stone		<b>SCO-VGW123T</b>	Salvaged Barnwood	
<b>SCO-RKT2402</b>	Urban Grey				
<b>SCO-RKT2403</b>	Metro Grey				
<b>SCO-RKT2405</b>	Cotswold Stone				
<b>SCO-RKT2406</b>	Volcanic Black				
<b>SCO-White</b>	White		<b>SK100-White</b>	White	

# Sample service

At Karndean, we know how important it is to help you visualise what your floor will look like with your walls, furniture and accessories, so use our sample service to help.

## Order a selection of chip samples

Order six free chip samples to help narrow down your choices. These small samples are particularly helpful especially if you're looking to create a moodboard of ideas to get started.



## Why not take advantage of our full-size sample service?

If you've narrowed your choice down to a few designs, and you're looking to get an idea of how each design will look in your room of choice against furniture and fabrics, our full-sized samples will guide you in making your decision.

Visit [www.karndean.com/samples](http://www.karndean.com/samples) to order today.

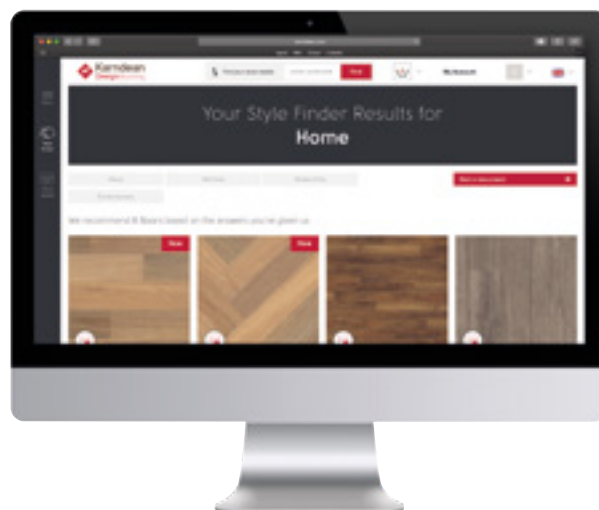


# Online tools

We have worked hard to develop useful digital tools to allow you to narrow down your colour choices and help you visualise what your floor will look like in your own home.

## Style Finder

Our Style Finder tool is designed to help you narrow down your choices when choosing Karndean Designflooring for your home. Answer a few simple questions, and based on your answers, we will narrow down our products to show you our top picks for your next project.



## Moodboards

Our new Moodboards tool allows you to create personal moodboards with links to your favourite products, images and posts to look back on later or share with family and friends.



## Floorstyle

Our new look Floorstyle enables you to try out a range of floor designs in different areas of the home. Simply take a photograph of your room or upload an existing image to get started. Once selected, Floorstyle can automatically show any wood, stone or abstract design in a range of laying patterns such as herringbone, basketweave or ship's deck. There's also the opportunity to explore design strips for an authentic finish or adding definition, as well as various laying angles to help widen small spaces.



# Find your local Karndean retailer and create a simply beautiful floor you'll love for a lifetime

We support a network of over 2,000 independent retailers across the UK and Ireland, where you'll receive expert help and support when choosing and installing your dream floor.

To provide complete peace of mind, Karndean products purchased through these retailers will receive our market-leading lifetime guarantee.

Furthermore, when purchasing a genuine Karndean floor via a recognised retail partner you will also be eligible for our Transferable Purchase Guarantee.



[www.karndean.com/FAR](http://www.karndean.com/FAR)



## Why not visit our Design Showroom?

Based at our headquarters in the beautiful Vale of Evesham, we always have the latest products on display, with over 500m<sup>2</sup> of ideas and designs to inspire you.

As well as seeing the full range of **Karndean Designflooring**, you can speak to our trained advisors, use our design tables to try out your design ideas and take away full sized samples with you. We even have a children's area if you want to bring them along on your visit.



### Contact us

Crab Apple Way,  
Vale Park,  
Evesham,  
Worcestershire  
WR11 1GP  
Tel: 01386 820182  
designshowroom@  
karndean.co.uk

### Opening times:

Monday - Friday  
**9am - 5.30pm**  
Saturday  
**9am - 5.00pm**  
Sundays and  
Bank Holidays  
**10am - 4.00pm**

Our showroom is open throughout the year with the following exceptions:

Easter Sunday  
Christmas Day  
Boxing Day  
New Year's Day

Opening times may vary over the Christmas period, please visit the website for full details [www.karndean.com](http://www.karndean.com)



# Transferable Purchase Guarantee

All Karndean floors come with a lifetime guarantee giving you peace of mind that it will last for years to come.

If you purchased your Karndean Designflooring through a Karndean Retail Partner your guarantee will have the added benefit of it being transferable. This means that if you sell your house within your guarantee period, you can pass the guarantee on to the new owners.



## Cleaning and maintaining your Karndean floor

Karndean Designflooring is hardwearing and easy to look after. Our K-Guard+ surface treatment helps protect against everyday wear, spills and scuffs. This makes it easier to maintain, giving you peace of mind that your Karndean floor will look great for years to come.

We have a dedicated section on the website with videos which explain how best to look after your Karndean floor and covers lots of frequently asked questions from our customers. Visit [www.karndean.com/cleaning](http://www.karndean.com/cleaning) for more information.

We also have our own Floor Care Kits that can be ordered from your local retailer, or on our website which include everything you need for a simple cleaning routine.



## Inside your Floor Care Kit

Regular cleaning with a pH neutral cleaner such as Karndean Clean will help keep your floor at its best.

Over time you may want to treat your floor to some extra care. We recommend every six to twelve months, depending on wear, that you strip and refresh your floor using Karndean Remove and Karndean Refresh, to further enhance its look and durability.

# Art Select Wood

**Thickness:** 3mm  
**Wear layer:** 0.7mm  
**Bevel:** Standard

## Handcrafted 915mm x 152mm (36" x 6")



(pg 48)

■ Hickory Nutmeg **EW03**



(pg 48)

■ Hickory Peppercorn **EW02**

## 1420mm x 225mm (56" x 9")



(pg 46)

■ Weathered Hickory **EW11\***



(pg 47)

■ Vintage Hickory **EW12\***



(pg 47)

■ Classic Hickory **EW13\***



(pg 47)

■ Natural Hickory **EW10\***



(pg 48)

■ Reclaimed Chestnut **EW21\***


## 114mm, 152mm and 228mm (4.5", 6" and 9") widths and various lengths



(pg 49)

■ Reclaimed Chestnut **RPL-EW21\***

## Oak Royale 1219mm x 178mm (48" x 7")



(pg 41)

■ Storm Oak **RL12**



(pg 42)

■ Spring Oak **RL01**




(pg 42)

■ Summer Oak **RL02**



(pg 42)

■ Spanish Cherry **RL05**



(pg 43)

■ Winter Oak **RL04**

## 1420mm x 228mm (56" x 9")



(pg 40)

■ Glacier Oak **RL21**



(pg 41)

■ Mountain Oak **RL22**



(pg 41)

■ Savannah Oak **RL23**



(pg 41)

■ Prairie Oak **RL20**

## Oak Premier 915mm x 152mm (36" x 6")



(pg 45)

■ Dusk Oak **HC03**




(pg 44)

■ Morning Oak **HC02**



(pg 45)


■ Dawn Oak **HC01**



(pg 45)

■ Midnight Oak **HC06**

## Parquet 228mm x 76mm (9" x 3")




(pg 39)

■ Storm Oak **AP07**




(pg 37)

■ Blond Oak **AP01**




(pg 39)

■ Morning Oak **AP06**




(pg 39)

■ Auburn Oak **AP02**



(pg 39)


■ Spanish Cherry **AP05**



(pg 39)


■ Black Oak **AP03**

## 457mm x 76mm (18" x 3")



(pg 36)

■ Glacier Oak **SM-RL21**




(pg 37)

■ Mountain Oak **SM-RL22**



(pg 37)

■ Savannah Oak **SM-RL23**



(pg 38)

■ Prairie Oak **SM-RL20**

## 114mm x 114mm / 305mm x 76mm (4 1/2" x 4 1/2" / 12" x 3")



(pg 37)

■ Storm Oak **SBW-RL12**



(pg 37)



















■ Spring Oak **SBW-RL01**

\* Please note: as a feature of the design, these products incorporate a high colour variation between individual planks


# Da Vinci Wood


Thickness: 3mm  
Wear layer: 0.7mm  
Bevel: Standard

915mm x 76mm (36" x 3")

 ■ Limed Silk Oak <b>RP96*</b> (pg 63)	 ■ American Oak <b>RP11</b> (pg 62)	 ■ Arno Smoked Oak <b>RP92</b> (pg 64)
 ■ Coastal Driftwood <b>RP100*</b> (pg 64)	 ■ Harvest Oak <b>RP103</b> (pg 63)	 ■ Single Smoked Acacia <b>RP104*</b> (pg 67)
 ■ Limed Cotton Oak <b>RP99*</b> (pg 67)	 ■ Fresco Light Oak <b>RP90</b> (pg 63)	 ■ Scorched Oak <b>RP94*</b> (pg 67)
 ■ Limed Linen Oak <b>RP98*</b> (pg 63)	 ■ Kenyan Tigerwood <b>RP73*</b> (pg 64)	 ■ Beach Driftwood <b>RP101*</b> (pg 67)
 ■ Natural Oak <b>RP102</b> (pg 63)	 ■ Lorenzo Warm Oak <b>RP91</b> (pg 64)	 ■ Australian Walnut <b>RP41</b> (pg 67)
 ■ Limed Jute Oak <b>RP97*</b> (pg 64)	 ■ Blended Oak <b>RP95</b> (pg 65)	 ■ Double Smoked Acacia <b>RP105*</b> (pg 66)

# Van Gogh Wood



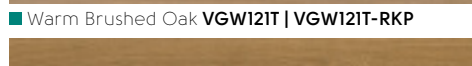
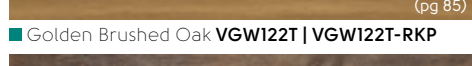
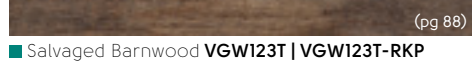

Thickness: 6.5mm/5.5mm  
Wear layer: 0.55mm  
Bevel: Micro 

Thickness: 3mm  
Wear layer: 0.55mm  
Bevel: Micro 





1219mm x 178mm (48" x 7")

 ■ White Washed Oak <b>VGW80T</b> (pg 79)	 ■ Natural Prime Oak <b>VGW115T   VGW115T-SCB</b> (pg 82)
 ■ Light Distressed Oak <b>VGW111T</b> (pg 79)	 ■ Birch <b>VGW84T</b> (pg 82)
 ■ Cool Grey Oak <b>VGW113T</b> (pg 79)	 ■ French Oak <b>VGW85T   VGW85T-SCB</b> (pg 82)
 ■ Greige Oak <b>VGW110T   VGW110T-SCB</b> (pg 78)	 ■ Honey Oak <b>VGW94T</b> (pg 86)
 ■ Aged Redwood <b>VGW100T*</b> (pg 80)	 ■ Auckland Oak <b>VGW52T</b> (pg 82)
 ■ Distressed Oak <b>VGW82T   VGW82T-SCB</b> (pg 87)	 ■ Hessian Oak <b>VGW93T</b> (pg 87)
 ■ Misty Grey Oak <b>VGW112T   VGW112T-SCB</b> (pg 79)	 ■ Classic Oak <b>VGW86T   VGW86T-SCB</b> (pg 87)
 ■ Country Oak <b>VGW81T   VGW81T-SCB</b> (pg 84)	 ■ Wellington Oak <b>VGW53T</b> (pg 84)
 ■ Frosted Birch <b>VGW83T</b> (pg 87)	 ■ Burnt Ginger <b>VG5-7</b> (pg 87)
 ■ Reclaimed Redwood <b>VGW99T*</b> (pg 80)	 ■ Smoked Oak <b>VGW70T</b> (pg 88)
 ■ Ebony <b>VGW89T</b> (pg 88)	 ■ Charred Oak <b>VGW102T*</b> (pg 63)
 ■ Blush Oak <b>VGW107T   VGW107T-SCB</b> (pg 82)	 ■ Walnut <b>VGW87T</b> (pg 88)

1420mm x 228mm (56" x 9")

 ■ Grey Brushed Oak <b>VGW120T   VGW120T-RKP</b> (pg 81)
 ■ Warm Brushed Oak <b>VGW121T   VGW121T-RKP</b> (pg 82)
 ■ Golden Brushed Oak <b>VGW122T   VGW122T-RKP</b> (pg 85)
 ■ Salvaged Barnwood <b>VGW123T   VGW123T-RKP</b> (pg 88)
 ■ Shadow Oak <b>VGW124T</b> (pg 80)
 ■ Nimbus Oak <b>VGW125T</b> (pg 80)

708mm x 177mm (28" x 7")

 ■ Grey Brushed Oak <b>SM-VGW120T   SM-VGW120T-RKP</b> (pg 80)
 ■ Warm Brushed Oak <b>SM-VGW121T   SM-VGW121T-RKP</b> (pg 83)
 ■ Golden Brushed Oak <b>SM-VGW122T   SM-VGW122T-RKP</b> (pg 84)
 ■ Salvaged Barnwood <b>SM-VGW123T   SM-VGW123T-RKP</b> (pg 89)

\* Please note: as a feature of the design, these products incorporate a high colour variation between individual planks

# Opus Wood

Thickness: 2.5mm  
Wear layer: 0.55mm  
Bevel: Micro

915mm x 152mm (36" x 6")



■ Grano **WP311**



■ Cera **WP314**



■ Carbo **WP318**



■ Ignea **WP313**

915mm x 102mm (36" x 4")



■ Weathered Elm **REN113**


1219mm x 228mm (48" x 9")



■ Fabrica **WP419**



■ Avena **WP423**



■ Columba **WP422**



■ Pallida **WP418**



■ Magna **WP413**



■ Niveus **WP411**



■ Argen **WP414**



■ Primo **WP412**

# Knight Tile Wood

Thickness: 2mm  
Wear layer: 0.3mm  
Bevel: No

915mm x 102mm (36" x 4")



■ Arctic Driftwood **KP51**



■ American Oak **KP40**



■ Warm Oak **KP39**



■ Victorian Oak **KP91**



■ Aran Oak **KP67**




■ Tudor Oak **KP38**

915mm x 152mm (36" x 6")



■ Washed Scandi Pine **KP132**



■ White Painted Oak **KP105**



■ Grey Scandi Pine **KP131**



■ Grey Limed Oak **KP138**



■ Lime Washed Oak **KP99**



■ Light Worn Oak **KP104**




■ Urban Spotted Gum **KP141**



■ Mid Worn Oak **KP103**



■ Natural Scandi Pine **KP133**



■ Coastal Sawn Oak **KP136**



■ Rose Washed Oak **KP95**



■ Pale Limed Oak **KP94**



■ Classic Limed Oak **KP97**



■ Mid Limed Oak **KP96**



■ Mid Brushed Oak **KP102**



■ Aged Oak **KP98**

457mm x 76mm (18" x 3")



■ Washed Scandi Pine **SM-KP132**



■ Grey Limed Oak **SM-KP138**



■ Lime Washed Oak **SM-KP99**




■ Pale Limed Oak **SM-KP94**

# Art Select Stone

**Thickness:** 3mm  
**Wear layer:** 0.7mm  
**Bevel:** Standard

## Marble

915mm x 915mm (36" x 36")  
 Random Panel †



■ Ashford **LM10**


## Marble

406mm x 406mm (16" x 16")



(pg 57)

■ Otono **LM15**



(pg 56)

■ Otono **LM15-CLIP**

■ supplied with LM16 key squares



(pg 57)

■ Fiore **LM16**



(pg 57)

■ Fiore **LM16-CLIP**

■ supplied with LM15 key squares

## Limestone

915mm x 915mm (36" x 36")  
 Random Panel †




(pg 59)

■ Alderney **LM03**




(pg 58/59)

■ Jersey **LM01**



(pg 59)

■ Guernsey **LM02**



(pg 59)

■ Herm **LM20**

## Slate

457mm x 610mm (18" x 24")



(pg 55)

■ Oakeley **LM21**




(pg 55)

■ Corris **LM22**



(pg 54)

■ Melbourne **LM05\***



(pg 55)

■ Canberra **LM06**


## Slate

915mm x 915mm (36" x 36") Random Panel †



(pg 55)

■ Oakeley **LM11**

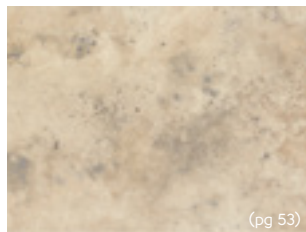


(pg 55)

■ Corris **LM12**

## Travertine

457mm x 610mm (18" x 24")



(pg 53)

■ Washburn **LM07\***



(pg 53)

■ Caldera **LM08\***



(pg 53)


■ Gallatin **LM09\***

152mm x 915mm (6" x 36")




(pg 52)

■ Washburn **LM27\***



(pg 53)

■ Caldera **LM28\***



(pg 53)

■ Gallatin **LM29\***


† Each panel is created from nine assorted tiles with design strips. Offsetting tiles are also included to create a natural look.

\* Please note: as a feature of the design, these products incorporate a high colour variation between individual tiles.


# Da Vinci Stone

Thickness: 3mm  
 Wear layer: 0.7mm  
 Bevel: Standard


406mm x 406mm (16" x 16")



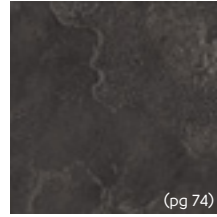
■ Spirito Limestone **LST04**




■ Santi Limestone **LST05**




■ Graphite **CC06**




■ Noir **CK25**




■ Alabaster **CC04**



■ Sienna Limestone **LST02**




■ Piazza Limestone **LST03**




■ Molten **CER11**


305mm x 457mm (12" x 18")




■ Cambric **CER20**



■ Drift **CER17**



■ Sindon **CER21**



■ Eisen **CER13**




■ Iron Ore **CER12**



■ Bluff **CER18**




■ Dune **CER15**



■ Sable **CER16**



■ Burnet **CER19**



■ Carbon **CER14**




■ Molten **CER11**

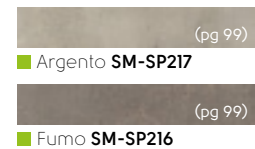
# Opus Stone

**Thickness:** 2.5mm  
**Wear layer:** 0.55mm  
**Bevel:** Micro


457mm x 457mm (18" x 18")



76mm x 457mm (3" x 18")




457mm x 610mm (18" x 24")



# Knight Tile Stone

**Thickness:** 2mm  
**Wear layer:** 0.3mm  
**Bevel:** No


305mm x 457mm (12" x 18")



305mm x 305mm (12" x 12")



# Kaleidoscope




■ Apex KAL06




■ Apex KAL07




■ Apex KAL14




■ Pyramid KAL01



■ Cubix KAL02




■ Cubix KAL03




■ Cubix KAL13



■ Tripoint KAL10



■ Hexa KAL08




■ Hexa KAL09




■ Pennon KAL04



■ Half Pennon KAL05



■ Woven KAL12



■ Woven KAL11



■ Casablanca SP219



■ Marrakesh SP220




■ Hexa KAL09




# Heritage Collection


Thickness: 2.5mm  
 Wear layer: 0.5mm  
 Bevel: Micro




Montpellier **MONT-01**



Montpellier **MONT-02**




Montpellier **MONT-03**



Montpellier **MONT-04**




Montpellier **MONT-05**



Montpellier **MONT-06**

(pg 134/135)



Montpellier **MONT-07**

(pg 134)



Montpellier **MONT-08**



Clifton **CLIF-01**

(pg 130)



Clifton **CLIF-02**



Clifton **CLIF-03**



Clifton **CLIF-04**

(pg 131)




Lansdown **LANS-01**



Lansdown **LANS-02**


(pg 133)



Lansdown **LANS-03**




Lansdown **LANS-04**



Mayfair **MAYF-01**

(pg 132)



Mayfair **MAYF-02**

# Karndean LooseLay Wood

**Thickness:** 4.5mm  
**Wear layer:** 0.55mm  
**Bevel:** No

## LooseLay Longboard 1500mm x 250mm (59.1" x 9.85")



■ Bleached Tasmanian Oak **LLP311**

(pg 139)



■ Pearl Oak **LLP306**

(pg 138)



■ Weathered Heart Pine **LLP304**

(pg 139)




■ French Grey Oak **LLP308**

(pg 139)



■ Twilight Oak **LLP301**

(pg 140)



■ Raven Oak **LLP302**

(pg 139)



■ Champagne Oak **LLP310**

(pg 139)



■ Lemon Spotted Gum **LLP317**

(pg 140)



■ Neutral Oak **LLP307**

(pg 140)



■ Reclaimed Heart Pine **LLP305**

(pg 140)



■ Character Walnut **LLP315**

(pg 140)



■ Antique Heart Pine **LLP303**

(pg 141)

## 1050mm x 250mm (41.3" x 9.85")



■ Ashland **LLP95**

(pg 143)



■ Country Oak **LLP92**

(pg 142)



■ Hudson **LLP99**

(pg 144)




■ Antique Timber **LLP106**

(pg 144)




■ Hartford **LLP112**

(pg 146)



■ Rustic Timber **LLP104**

(pg 147)



■ Dover **LLP93**

(pg 39)



■ Newport **LLP94**

(pg 143)



■ Cambridge **LLP113**

(pg 143)



■ Providence **LLP108**

(pg 143)



■ Traditional Oak **LLP101**

(pg 144)



■ Vintage Timber **LLP105**

(pg 143)



■ Weathered Timber **LLP103**

(pg 144)



■ Heritage Oak **LLP102**

(pg 147)



■ Boston **LLP111**

(pg 147)



■ Winchester **LLP97**

(pg 144)



■ Burlington **LLP110**

(pg 147)



■ Stamford **LLP109**

(pg 145)




■ Salem **LLP96**

(pg 147)

# Karndean LooseLay Stone


**Thickness:** 4.5mm  
**Wear layer:** 0.55mm  
**Bevel:** No

500mm x 610mm (19.7" x 24")




■ Indiana LLT202

(pg 148)



■ Colorado LLT201

(pg 151)



■ Georgia LLT206\*

(pg 151)




■ Pennsylvania LLT204

(pg 153)




■ Arizona LLT200

(pg 153)




■ Texas LLT207\*

(pg 151)



■ Nevada LLT205

(pg 152)



■ Madison LLT203

(pg 153)

\*Please note: as a feature of the design, these products incorporate a high colour variation between individual planks



□ Weathered Heart Pine LLP304

# Korlok Wood

Thickness: 6.5mm  
Wear layer: 0.55mm  
Bevel: Micro

1420mm x 225mm (56" x 9")




■ Texas White Ash **RKP8105**

(pg 157)



■ Canadian Nude Oak **RKP8117**

(pg 159)




■ Canadian Urban Oak **RKP8116**

(pg 157)



■ Warm Ash **RKP8103**

(pg 158)




■ Baltic Washed Oak **RKP8101**

(pg 156)



■ English Character Oak **RKP8115**

(pg 158)



■ Washed Grey Ash **RKP8104**

(pg 157)



■ Baltic Limed Oak **RKP8111**

(pg 158)



■ Smoked Butternut **RKP8107**

(pg 161)



■ Antique French Oak **RKP8110**

(pg 161)



■ Baltic Mistral Oak **RKP8112**

(pg 160)

# Korlok Stone

Thickness: 6.5mm  
Wear layer: 0.55mm  
Bevel: Micro

457mm x 600mm (18" x 24")




■ Frosted Stone **RKT2401**

(pg 165)



■ Metro Grey **RKT2403**

(pg 165)




■ Volcanic Black **RKT2406**

(pg 165)



■ Cotswold Stone **RKT2405**

(pg 164)



■ Urban Grey **RKT2402**

(pg 165)





**Karndean**  
Designflooring



## Karndean Designflooring

Tel: 01386 820200

Email: [info@karndean.co.uk](mailto:info@karndean.co.uk)

### Keep up-to-date with us:



Follow us on Twitter @karndeanUK



Like us on Facebook karndeanUK



Follow our boards on Pinterest karndeanFloors



For interior ideas follow us on Houzz karndeandesignflooring



Follow us on Instagram karndean\_UK

