

LAURA ASHLEY



KITCHEN COLLECTION

LAURA ASHLEY
KITCHEN COLLECTION



CONTENTS

4	About Laura Ashley
12	Bedale
22	Harwood
32	Linton
42	Whitby
52	Marlow
62	Richmond
72	Cabinet Specification
76	Door Suite
77	Paint Colours
78	Handle Suite
80	Worktops



LAURA ASHLEY

KITCHEN COLLECTION

The new Laura Ashley Kitchen Collection has been designed for the way you live today. It provides kitchen styles that are either traditional or contemporary in design, and they suit all types of home from an urban apartment to country cottages and coastal retreats. These stunning ranges are available in beautiful hand-painted finishes, which add a touch of glamour or rustic charm. This is one of the finest quality collections around, and we would love to create your perfect kitchen.



LAURA ASHLEY

TRADITIONAL VALUES

Founded in 1953, Laura Ashley has become one of the world's best loved fashion and home furnishing brands. From humble beginnings when Laura and Bernard were inspired to print fabric at the kitchen table, Laura Ashley has become synonymous with classic British design and traditional values. The brand has always been able to inspire and delight by capturing the mood and trend of the moment. Laura Ashley brings its rich design heritage to create an inspirational and distinctive new range of kitchens.



1. Bernard and Laura Ashley 2. Laura Ashley 1980s' homeware 3. Laura Ashley 2015 homeware 4. Laura Ashley heritage fabric




LAURA ASHLEY

DESIGN & MATERIALS

Every single Laura Ashley kitchen is exquisitely styled and expertly crafted by our partners Symphony. Their highly skilled team tailor-makes each piece, adding the technology, design detail and care needed to make your kitchen beautiful.

Each cabinet is made from the best materials and to the highest specification. Our qualified designers have carefully chosen features that have been added to a range of classic finishes. Subtle colours have been specially chosen to create the perfect kitchen.



1. Painted corbel and mantle shelf 2. Butler's pantry 3. Utensil drawer 4. Wicker baskets



B E D A L E

Bedale draws on Laura Ashley's design heritage to create a classic kitchen. The painted panel doors combined with delicate handles deliver a truly elegant kitchen.

Handle shown: Mulberry Chrome Knob HPK677
Paint colours shown: Dove Grey & Chalk White



TRADITIONAL DESIGN

Bedale's painted panel doors show off traditional kitchen design at its very best. With so many different options to choose from, including pantry cabinet and island features, everything is available to create your dream kitchen.





1. Mulberry chrome knob 2. Wicker basket 3. Oak cutlery tray 4. Oak bread drawer



GLAZED CABINETS

The unique design of the Bedale glazed cabinets adds a special touch to a beautifully designed kitchen. Use them to display your most valuable items to create a complete storage solution.





H A R W O O D

Our Harwood kitchen is a classic Laura Ashley creation. A beautifully crafted timber in-frame design painted in a palette of muted colours. Plate racks, dresser drawers and glazed china cabinets are a selection of carefully chosen features for Harwood.

Handle shown: Vote Inox Knob HPK678
Paint colours shown: Ivory & Pumice



MULTI-DRAWER IN-FRAME CABINET

The multi-drawer cabinet in Harwood is an ingenious design that can be used as part of the kitchen or to create a freestanding look for a dining room. The beautiful, in-frame design is teamed with a painted ash veneer, which will suit most types of home.





1. Glazed china cabinets 2. Plate/pan drawer 3. Oak cutlery tray 4. Wine rack



FEATURE CABINETS

The kitchen is the heart of your home and, by adding a few distinctive feature cabinets, it gives a welcoming feel when entertaining friends and family. Pan drawers offer excellent storage opportunities, and the glazed cabinets and plate racks are perfect for displaying your favourite crockery.





L I N T O N

Give your home a heart of oak; the Linton range introduces the natural beauty of oak into kitchen design. The beautiful tones sit perfectly with the subtle, painted finish of Whitby Anthracite. The design is complemented by the rubbed bronze knobs and cup handles, making it the perfect choice for any country home.

Handles shown: Mulberry Rubbed Bronze Cup Handle (large) HPK703
Mulberry Rubbed Bronze Knob & Backplate HPK704
Paint colour shown: Anthracite (Whitby wall cabinets only)



PANTRY CABINETS

Our full height cabinets have been designed to fit together as a perfect centrepiece for your kitchen. A key feature is the pantry cabinet, and our range includes versions with pan drawers to give extra storage and tall housings to conceal fridge freezers.





1. Linton wall cabinets 2. Oak drawer boxes 3. Laura Ashley utensils 4. Mulberry rubbed bronze knob handle



P A N D R A W E R S

The pan drawer is a great choice for those who need instant access to their kitchen essentials. The inside is just as important as the outside – every Linton pan drawer cabinet is available with a choice of oak or glass-sided drawer boxes.





W H I T B Y

The Whitby range fits perfectly with Laura Ashley's signature coastal style – its classic painted shaker design is simple yet elegant. This kitchen includes a number of beautiful features including natural oak knob handles, Belfast sink cabinets and oak worktops. These are all complemented by a choice of subtle matt paint colours.

Handle shown: Oak Fruit Bowl Handle HPK602
Paint colours shown: French Grey & Chalk White



BELFAST SINK

The Whitby is a classic shaker-style kitchen that fits perfectly with the simplicity of the Belfast sink. The painted French Grey finish is an ideal choice for this coastal retreat and is complemented by the subtle finishing touches of oak worktops and feature handles.





1. Oak knob handles 2. Oak internal drawers 3. Oak cutlery tray 4. Oak spice drawers



LARDER CABINETS

Storage is an important feature for any kitchen and, by choosing a combination of Whitby larder cabinets, you can conceal food items and appliances behind closed doors. There are also options with Kesseböhmer wirework to give instant access to your kitchen essentials.





MARLOW

A kitchen of the moment, the Marlow is everything you expect from a Laura Ashley kitchen design. Fusing simple style and elegance with a cultured palette of colours, this is a unique, contemporary kitchen that impresses from every angle.

Paint colours shown: Anthracite & Platinum



GLAZED CABINETS

The Marlow range has been designed with an integrated pull handle that offers a beautiful sleek finish to the kitchen. Unique features include Marlow's glazed cabinets with a modern letterbox design and islands that feature the integrated handle, which gives a streamlined finish to the design.





1. Marlow handle profile 2. Wood worktop 3. Glazed wall cabinets 4. Laura Ashley wall clock



DECORATIVE ACCESSORIES

Each kitchen has been designed and styled to co-ordinate perfectly with the Laura Ashley Home Collections. Choose from a large range of furniture, lighting, soft furnishings and decorative pieces to complete the look, and create the homely feel which is the essence of Laura Ashley.





RICHMOND

Our designers created Richmond as a minimal and modern kitchen range. It combines natural matt shades and angular styling to bring your kitchen a luxurious touch of refinement. The finishing touches really make all the difference, and the Richmond range features stunning modern handles that give it a contemporary feel.

Handle shown: EightbyEight Nickel Handle HPK652
Paint colours shown: Olive & Stone



KITCHEN ISLANDS

The Richmond kitchen showcases an island feature, which provides a number of storage options such as pan drawers and wine racks as well as oven housings. The island can also be used as a social focal point when you invite your friends and family round, allowing them to be part of the action during the preparation as well as the party!





1. Laura Ashley wallpaper 2. Colour co-ordinated cabinet edging 3. Eightbyeight nickel handle 4. Island feature and wine rack



FINISHING TOUCHES

Each Richmond cabinet features colour co-ordinated laser edging to match the frontal finish. Other subtle finishing touches include timber worktops, painted wine racks, square nickel handles and a smooth matt painted finish in an array of stunning colours.



LAY-ON CABINET

Bedale, Linton, Whitby, Marlow and Richmond



Laura Ashley Lay-On specification includes units supplied with solid backs and PVC laser edging. Wall cabinets are 330mm deep and all cabinets include soft-close doors and drawers as standard.

WALL CABINET SPECIFICATION

- 1 18mm colour co-ordinated cabinet with matching interior/exterior and 2mm front laser edging
- 2 330mm deep wall cabinet with an 8mm solid back
- 3 3 wall unit heights (560mm, 724mm and 900mm)
- 4 18mm shelving with secured metal shelf supports. Glazed units include glass shelving as standard
- 5 Cam and dowel construction
- 6 3-way adjustable all-metal clip-on hinge with integrated soft close (see fig 3)
- 7 Concealed, fully adjustable and lockable wall hanging brackets (see fig 2)



Fig 1




Fig 2



Fig 3



Fig 4



Fig 5



Fig 6



BASE CABINET/PAN DRAWER CABINET SPECIFICATION

- 1 18mm colour co-ordinated cabinet with matching interior/exterior and 2mm front laser edging (see fig 1)
- 2 Removable 15mm solid back with void of 58mm for pipes, etc.
- 3 18mm shelving with secured metal shelf supports
- 4 Timber drawer box with full extension and soft-closing action is recommended on Bedale, Linton and Whitby (see fig 4). Innotech metal drawer box is recommended on Marlow and Richmond (see fig 5)
- 5 2-way adjustable timber drawer front or 3-way adjustable Innotech drawer front
- 6 Innotech drawers include a chrome trim (see fig 5) and pan drawers include glass sides (see fig 6)
- 7 Cam and dowel construction
- 8 3-way adjustable all-metal clip-on hinge with integrated soft close (see fig 3)
- 9 Adjustable legs (min 110mm – max 180mm)
- 10 Clip-on continuous plinth



Please note: cabinets are supplied assembled unless otherwise specified.

IN-FRAME CABINET

Harwood only



Laura Ashley In-Frame specification includes units supplied with solid backs and PVC laser edging. Wall cabinets are 330mm deep and all cabinets include soft-close doors and drawers as standard.

WALL CABINET SPECIFICATION

- 1 18mm colour co-ordinated cabinet with matching interior/exterior and 2mm front laser edging
- 2 330mm deep wall cabinet with an 8mm solid back
- 3 2 wall unit heights (724mm and 900mm)
- 4 18mm shelving with secured metal shelf supports. Glazed units include glass shelving as standard
- 5 Cam and dowel construction
- 6 3-way adjustable all-metal clip-on hinge with integrated soft close (see fig 3)
- 7 Vertical and horizontal frame fixings (see fig 4)
- 8 Concealed, fully adjustable and lockable wall hanging brackets (see fig 2)



Fig 1



Fig 2



Fig 3



Fig 4



Fig 5



BASE CABINET/PAN DRAWER CABINET SPECIFICATION

- 1 18mm colour co-ordinated cabinet with matching interior/exterior and 2mm front laser edging (see fig 1)
- 2 Removable 15mm solid back with void of 58mm for pipes, etc.
- 3 18mm shelving with secured metal shelf supports
- 4 Timber drawer box with full extension and soft-closing action is recommended (see fig 5)
- 5 2-way adjustable timber drawer front or 3-way adjustable Innotech drawer front
- 6 Cam and dowel construction
- 7 3-way adjustable all-metal clip-on hinge with integrated soft close (see fig 3)
- 8 Vertical and horizontal frame fixings (see fig 4)
- 9 Adjustable legs (min 110mm – max 180mm)
- 10 Clip-on continuous plinth



Please note: cabinets are supplied assembled unless otherwise specified.

DOOR SUITE

Our kitchens have been specially selected by a team of designers to give you a choice of a modern or classic look that suits your individual style. In addition to this, we have selected sixteen stunning matt paint finishes and five gloss finishes to create a kitchen for the way you live today.

BEDALE



HARWOOD



LINTON



WHITBY



MARLOW



RICHMOND



MATT PAINT COLOURS

Matt colours available in Bedale, Marlow, Harwood, Richmond and Whitby.



GLOSS PAINT COLOURS



*Please note: these paint colours are not a match to the Laura Ashley paint colours of the same name.

HANDLE SUITE

Our choice of handles includes both modern and classic designs, which allows you to give your kitchen its very own unique and individual feel.



It's the attention to every detail that creates your unique, perfect kitchen.



Stainless Steel
Hollow Tube Handle
HPK392



Square Chrome
Bar Handle
HPK434



Libra
'Bullet' Handle
HPK606 (single)
HPK606X2 (pair)



Chrome
Concave 'D' Handle
HPK607 192mm
HPK608 320mm



V6 Brushed
Nickel Handle
HPK648



EightbyEight
Nickel Handle
HPK652



Iron
Bow Handle
HPK404



Pewter Effect
Knob/Backplate
HPK437



Pewter Effect
Beehive Knob
HPK442



Natural Iron Fluted Knob
and Backplate
HPK464



Pewter Lamont
'D' Handle
HPK600



Pewter Lamont
Cup Handle
HPK638



Rectangular Lamont
Cup Handle
HPK700 (small)



Rectangular Lamont
Cup Handle
HPK701 (large)



Walnut
Fruit Bowl Handle
HPK601



Oak
Fruit Bowl Handle
HPK602



Rubbed Bronze
Fluted Bow
HPK603



Rubbed Bronze
Fluted Cup
HPK604



Rubbed Bronze
Fluted Knob
HPK605



Antique Silver
'D' Handle
HPK610



Stainless Steel
Jupiter Knob
HPK637



Mulberry Chrome
Cup Handle
HPK675 (small)
HPK676 (large)



Mulberry
Chrome Knob
HPK677



Vote
Inox Knob
HPK678



Banister Antique Brown
Knob
HPK679



Locker Antique Brown
'D' Handle
HPK680



Mulberry Rubbed Bronze
Cup Handle
HPK702 (small)
HPK703 (large)



Mulberry Rubbed Bronze
Knob and Backplate
HPK704



Burlington Natural Iron
Pull Handle
HPK705



Burlington Natural Iron
Knob
HPK706



Burlington Natural Iron
Square Cup Handle
HPK707



Saffron Polished Nickel Knob
and Square Backplate
HPK708



Wellington Polished
Nickel Knob
HPK709




Banister
Inox Knob
HPK710


WORKTOPS

From the beautiful, rustic grain of oak block to cool, sophisticated high definition, we offer both classic and cutting-edge worktops that add style and character to your kitchen.

40mm PREMIUM POSTFORMED



34mm EARTHSTONE



20-40mm GRANITE



SILESTONE



30+mm TIMBER



WILSONART
INTERNATIONAL

FIRAGOLD
PRODUCT CERTIFICATION

QM NATURAL STONE & DESIGN COMPANY

CUSTOMER SERVICE & AFTERCARE

We set very high standards in design, manufacture and service. We also invest heavily in product improvement and innovation, so you can be confident your Laura Ashley kitchen is of unrivalled quality.





GUARANTEES

All Laura Ashley kitchens are manufactured to the highest quality standard and come with a guarantee against defective workmanship or materials. Please speak to your Laura Ashley kitchen supplier for more information. Guarantees are for domestic use only and are non-transferable.*

CONTACT US

Symphony Group PLC

General Enquiries: 01226 446000

Fax: 01226 711185

Retail Sales Office: 01226 446541

Fax: 01226 719317

Pen Hill Estate, Park Spring Road,
Barnsley, South Yorkshire S72 7EZ

lauraashley@symphony-group.co.uk

www.lauraashleykitchencollection.co.uk

LAURA ASHLEY and

are registered trademarks used under licence from Laura Ashley Ltd.

Laura Ashley Kitchen Collection
Produced under licence
by Symphony Group PLC.

LAURA ASHLEY
by Symphony®

*Kitchen guaranteed by Symphony

To ensure the continuous development and improvement of our products, we reserve the right to make changes to the colour, design and descriptions or methods of manufacture of our furniture. Such changes may be made without prior notice and without incurring liability. In many of our products we use wood, a natural living material which will reflect a variety of grains and textures, so variances must be allowed for. Styles that feature timber, PVC, laminates and melamine finishes may incur a slight colour change over the years.

The term 'solid timber' applies to door and drawer fronts only. Colour reproduction in this brochure is as accurate as printing techniques will allow. Not every showroom contains all the products featured in this brochure.

Copyright and all other rights in this brochure, the photographs and other works upon which it is based is owned by The Symphony Group PLC. No part of this brochure, said photographs and other works may be reproduced or transmitted in any form or by any means (including but not limited to photocopying or storing in any electronic medium) without the prior express written permission of The Symphony Group PLC. Copyright The Symphony Group PLC February 2016.

February 2016.



FOR THE WAY YOU LIVE

www.lauraashleykitchencollection.co.uk